



M536  
Toddler train



The train is an efficient role play starter as traffic fascinates young children. The whole idea of going places starts stories, thus stimulating children's communication. The theme of the train can spur important adult-child interaction, too, supporting language and communication. Physically, the structure is spacious enough for many children and the open design allows for play from all sides, offering various ways of entry and exit, eg. crawling and climbing.

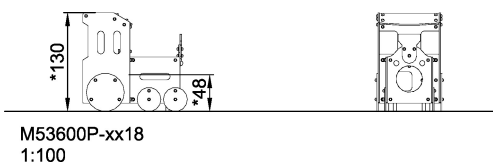
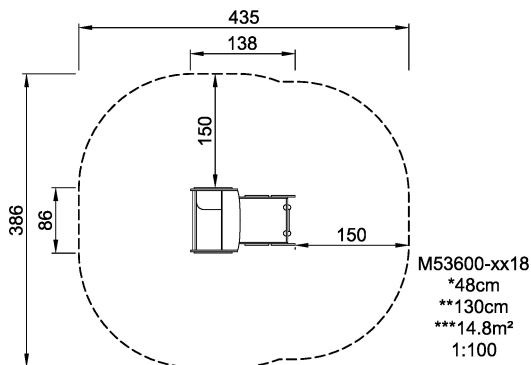
<b>Product Line</b>	Themed Play
<b>Category</b>	Toddler play
<b>Age group</b>	1 - 6
<b>Max. fall height (CM)</b>	48
<b>Total height (CM)</b>	130
<b>Safety Zone</b>	14.8 m <sup>2</sup>



**SUR-  
FACE**



**ASTM**



\* = Highest designated play surface.  
\*\* = Total height of product.

<b>Weight/heaviest parts</b>	kg.	<b>Installation (Manpower)</b>	Persons
<b>Concrete required</b>	NaN m <sup>3</sup>	<b>Installation (Hours)</b>	Hours
<b>Foundation amount/footing</b>	NaN	<b>Excavation</b>	NaN m <sup>3</sup>