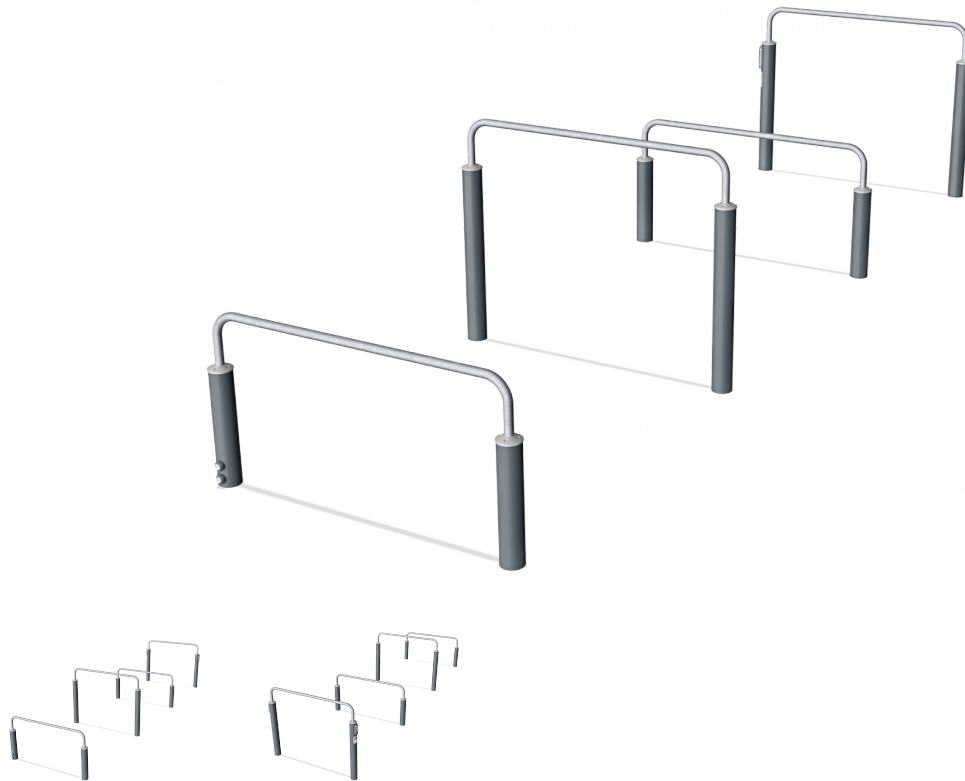


# FSW21400 Over Under



The real athletes will go over the high bar and underneath the low bar, while the beginners will do it the other way around. The Over Under obstacle is a great example that everyone can be challenged at their own level. Because the bars are positioned closely to another, a combination of lower body and upper body strength is required to overcome this obstacle.

<b>Product Line</b>	Sport & Fitness
<b>Category</b>	Obstacle Courses
<b>Age group</b>	13+
<b>Max. fall height (CM)</b>	118
<b>Total height (CM)</b>	118
<b>Safety Zone</b>	36.5 m2

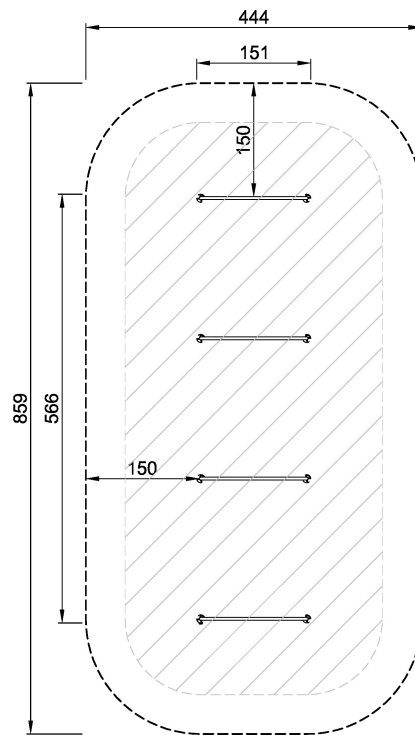


**SUR-  
FACE**

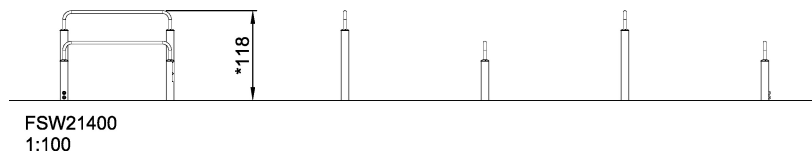
**IN-  
GROU.**



**ASTM**



FSW21400-xx00  
\*118cm  
\*\*118cm  
\*\*\*36.5m<sup>2</sup>  
1:100



\* = Highest designated play surface.  
\*\* = Total height of product.

<b>Weight/heaviest parts</b>	kg.	<b>Installation (Manpower)</b>	1 Persons
<b>Concrete required</b>	NaN m <sup>3</sup>	<b>Installation (Hours)</b>	2 Hours
<b>Foundation amount/footing</b>	NaN	<b>Excavation</b>	NaN m <sup>3</sup>