



## The National BIM Library

BIM Object Guide: Thermatex Fine Stratos 600 mm x 600 mm SK



Version 1.1

4<sup>th</sup> January 2013

[www.nationalBIMlibrary.com](http://www.nationalBIMlibrary.com)

## Contents

|  |    |
|--|----|
| 1.0 Introduction .....                   | 3  |
| 1.1 Naming.....                          | 4  |
| 2.0 Parameters .....                     | 5  |
| 2.1 National BIM Library Parameters..... | 5  |
| 2.2 NBS Parameters.....                  | 5  |
| 2.3 Manufacturers Parameters .....       | 7  |
| 2.4 IFC Parameters .....                 | 8  |
| 2.5 COBie Parameters .....               | 10 |
| 3.0 Abbreviations .....                  | 12 |

## 1.0 Introduction


This guide covers the use of Knauf AMF Ceilings Ltd Thermatex Fine Stratos 600 mm x 600 mm SK included within the National BIM Library.

### Knauf AMF Ceilings Ltd Thermatex Fine Stratos 600 mm x 600 mm SK

PERFORMANCE CEILINGS

More scope for Innovation

**THERMATEx Fine Stratos**



■ Ceiling tiles are made-up of modern, bio-soluble mineral wool, perlites, clay and starch with excellent outstanding physical properties in fire resistance and acoustic performance.

**SYSTEM**

- Exposed Grid System, demountable ceiling
- Free span system, with exposed or concealed suspension
- Bandmaster system, with exposed or concealed suspension
- Concealed system, panels demountable / not demountable

**Dimensions**

- 600 x 600 mm, 625 x 625 mm, plank sizes available on request

**Thickness / Weight**

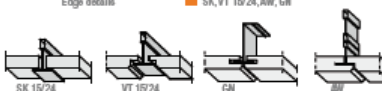
- 15 mm (p. 4.5 kg/m<sup>2</sup>)
- 19 mm (p. 5.7 kg/m<sup>2</sup>)
- 40 mm (p. 12 kg/m<sup>2</sup>)

**Colour**

- White similar to RAL 9010

**Edge details**

- SK, VT, 15/24, AW, GN



**TECHNICAL PERFORMANCE**

**Reaction to fire** ■ A2-s1, d0 as per EN 13501-1

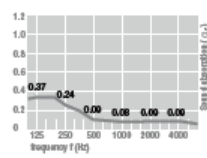
**Fire protection** ■ Up to 60 minutes as per BS 476: parts 20 - 23

**Sound absorption** ■  $\alpha_{w,0}$  = 0.10L as per EN ISO 11854  
 NRC = 0.15 as per ASTM C 423-01

**Sound attenuation** ■  $D_{u,w}$  = 24 dB as per EN 20140-9 (15 mm thickness)

**Thermal conductivity** ■  $\lambda$  = 0.062 - 0.057 W/mK as per DIN 52912

**Humidity** ■ Up to 95 % RH



Due to reproduction processes colours shown in this catalogue may differ from the actual product colour. Product selection should always be made from AMF samples. All details and technical information shown in this brochure or other publicly available material relating to AMF ceiling systems are based on test reports obtained under laboratory conditions. It is the responsibility of the customer to ensure that this data is suitable for the proposed application.

All information provided is current technical data. All relevant test reports, assessments and installation guidelines can be consulted. All systems detail conform to the current technology and are based on the use and compatibility of AMF products and systems components used in both internal and external tests. AMF accepts no liability or responsibility for use of third party components, or for any variations to detail shown or published in test data. We recommend not to mix product on batches on jobs.

All technical data is subject to change without prior notice and is governed by AMF Terms and Conditions of Sales. This catalogue supersedes all previous editions. Errors and omissions excepted. Printing errors excepted.

Knauf AMF GmbH & Co. KG  
 Ebenhof 15  
 D-94481 Grafing  
 Telefon +49 (0) 8552 / 422-0 - Fax +49 (0) 8552 / 422-32  
 info@knauf-grafing.de - www.amfceilings.com

All products listed below are included in the following file:  
 nbl\_KnaufAMFCeilings\_ThermatexFineStratos-600mmx600mm-SK

Thermatex Fine Stratos 600 mm x 600 mm SK

## 1.1 Naming

National BIM Library objects are named to identify their type and configuration. Fields are segregated using an under bar (\_) and information within each field is segregated using hyphens (-). Fields are abbreviated to reduce characters and capitals used at the start of each abbreviation to aid readability.

File name and objects are named as below:

### File name

**Field1** *Author*\_**Field2** *Category*\_**Field3** *Manufacturer*\_**Field4** *Product Range*

### Object

**Field1** *Author*\_**Field2** *Manufacturer*\_**Field3** *Product*

## 2.0 Parameters

Parameters included in the **Thermatex Fine Stratos 600 mm x 600 mm SK** object are as follows:

### 2.1 National BIM Library Parameters

|                        |   |
|------------------------|---|
| <b>Author</b>          | The name of the BIM objects Author.   |
| <b>BIMObjectName</b>   | Name of the BIM object as it will appear in software. Using NBL naming procedure. |
| <b>Description</b>     | The full description of a product or system.                                      |
| <b>Help</b>            | URL of a website where additional help notes are available.                       |
| <b>IssueDate</b>       | The issue date of this BIM object.  |
| <b>ManufacturerURL</b> | URL of the product or system manufacturer.  |
| <b>NBSDescription</b>  | NBS Uniclass title.   |
| <b>NBSReference</b>    | NBS Uniclass section/clause number.   |
| <b>Version</b>         | The version number of the BIM object.   |

### 2.2 NBS Parameters

|                          |  |
|--------------------------|--|
| <b>AcousticBarriers</b>  | Acoustic barriers to provide additional sound reduction performance.   |
| <b>AirPlenumBarriers</b> | Plenum barriers should be either rigid or semi-rigid non porous sheets with smooth nondusting surfaces, or alternatively encapsulated mineral or glass wool lamella core boards or mats.   |
| <b>CeilingSupport</b>    | <p>Suspended ceilings are usually one of two types - either non demountable suspended or demountable suspended.</p> <p>Board suspended ceiling systems frequently require wet finishing and are classed as non demountable. Due to their</p> |

weight they require a robust concealed suspension grid which includes primary channels with T or channel sections to which boards are screwed.

Demountable suspended ceilings are of dry construction and comprise a membrane of tiles, panels, trays, boards or fabric, supported by exposed or concealed suspended metal grids.

#### **Fasteners**

Top and bottom fixing components are normally supplied and installed by the suspended ceiling contractor. It is essential that the fixing methods used are adequate for both the weight of the ceiling system and the nature of the soffit material.

#### **FireBarriers**

Fire barrier systems offer solutions to prevent fire and smoke spread within roof and ceiling voids.

#### **InfillUnits**

The choice of infill unit will be dependent on a number of factors:

- Aesthetic requirements, including the chosen type of grid (exposed, semi concealed or concealed).
- The required performance of the suspended ceiling system including fire performance, hygroscopic performance and acoustic performance.
- Air tightness requirements for use of the ceiling void as a plenum.
- Durability, hygiene and cleaning requirements.

## 2.3 Manufacturers Parameters

|                         |   |
|-------------------------|---|
| <b>EdgeDetails</b>      | Tile edge profile detail.   |
| <b>Humidity</b>         | Air always contains a certain amount of water vapour, termed relative humidity. Relative humidity is measured by comparing the actual mass of vapour in the air to the mass of vapour in saturated air. It is usually shown as a percentage. Products are given an RH value, expressed as a %, showing the maximum relative humidity the products can be used in. |
| <b>LightReflectance</b> | The amount of light, expressed as a %, reflected back when striking its surface.  |
| <b>SoundAbsorption</b>  | The loss of sound energy when striking the perimeter surfaces of a room or objects within that space. Ceiling products display an alpha w or NRC figure. The higher the figure, the higher the products ability to absorb sound.  |
| <b>Weight</b>           | Infill unit weight per m <sup>2</sup> .   |

## 2.4 IFC Parameters

Note: IFC definitions have been obtained from BuildingSmart IFC2x3 website (<http://buildingsmart-tech.org>).

|                             |  |
|-----------------------------|--|
| <b>AcousticRating</b>       | Acoustic rating for this object. It is giving according to the national building code. It indicates the sound transmission resistance of this object by an index ration (instead of providing full sound absorption values). |
| <b>Combustible</b>          | Indication whether the object is made from combustible material (TRUE) or not (FALSE).   |
| <b>Finish</b>               | Finish selection for this object. A specification of the surface finish for informational purposes.  |
| <b>FireRating</b>           | Fire rating for this object. It is given according to the national fire safety classification.   |
| <b>FlammabilityRating</b>   | Flammability Rating for this object. It is given according to the national building code that governs the rating of flammability for materials.  |
| <b>FragilityRating</b>      | Indication on the fragility of the covering (e.g., under fire conditions). It is given according to the national building code that might provide a classification for fragility.  |
| <b>Material</b>             | Main material of the covering, it should only be given, if no IfcMaterial class is assigned to the IfcCovering instance.   |
| <b>Permeability</b>         | Ratio of the permeability of the ceiling. The ration can be used to indicate an open ceiling.  |
| <b>Reference</b>            | Indication whether this object is designed to close automatically after use (TRUE) or not (FALSE).   |
| <b>SurfaceSpreadOfFlame</b> | Reference ID for this specified type in this project (e.g. type 'A-1').  |
| <b>TileLength</b>           | Length of ceiling tiles. The size information is provided in addition to the shape representation and the geometric parameters used within.  |
| <b>TileWidth</b>            | Width of ceiling tiles. The size information is provided in addition to the shape representation and the geometric parameters used within.   |

**TotalThickness**

Total thickness of the material layer set is derived from the function IfcMlsTotalThickness.

## 2.5 COBie Parameters

The following COBie parameters have been included within the Thermatex Fine Stratos 600 mm x 600 mm SK object and can be used to prepare COBie data schedules:

|                                 |  |
|---------------------------------|--|
| <b>AccessibilityPerformance</b> | Accessibility issue(s) which the product satisfies.  |
| <b>AssetIdentifier</b>          | The asset identifier assigned to an occurrence of a product (prior to handover).               |
| <b>BarCode</b>                  | The identity of the bar code (or rfid) given to an occurrence of the product.                  |
| <b>CodePerformance</b>          | Code Compliance requirement(s) which the product satisfies.                                    |
| <b>Colour</b>                   | Characteristic or primary colour of product.   |
| <b>Constituents</b>             | Optional constituent features, parts or finishes.  |
| <b>Cost</b>                     | Cost impact of replacement process.  |
| <b>Documentation</b>            | Location (Uniform Resource Information) for further product information.                       |
| <b>DocumentReference</b>        | Location (Uniform Resource Information) for the source or updates to this product information. |
| <b>Features</b>                 | Features or other important characteristics relevant to product specification.                 |
| <b>Finish</b>                   | Characteristic or primary finish of product.   |
| <b>Grade</b>                    | Standard grading(s) to which the product corresponds.  |
| <b>InstallationDate</b>         | The date that the manufactured item was installed.   |
| <b>LifeCyclePhase</b>           | Life Cycle Phase as defined in ISO 15978.  |
| <b>Manufacturer</b>             | The organization that manufactured or assembled the item.                                      |
| <b>Material</b>                 | Characteristic or primary material of product.   |
| <b>MethodOfMeasurement</b>      | Method of measurement.   |
| <b>ModelLabel</b>               | The model number assigned by manufacturer.   |

|                                  |   |
|----------------------------------|---|
| <b>ModelReference</b>            | The name used by the manufacturer.  |
| <b>NominalHeight</b>             | Nominal height of product, typically the vertical or secondary characteristic dimension.                    |
| <b>NominalLength</b>             | Nominal length of product, typically the larger or primary horizontal dimension.                            |
| <b>NominalWidth</b>              | Nominal width of product, typically the characteristic or secondary horizontal or characteristic dimension. |
| <b>Process</b>                   | Specification of process.   |
| <b>ProductionYear</b>            | The year of production for the manufactured item.   |
| <b>ReferenceStandard</b>         | Reference standard(s) to which the product is compliant.  |
| <b>ReplacementCost</b>           | An indicative cost for unit replacement.  |
| <b>SerialNumber</b>              | The serial number assigned to an occurrence of a product by the manufacturer.                               |
| <b>ServiceLifeDuration</b>       | The length or duration of a service life.   |
| <b>ServiceLifeType</b>           | The typical service life that is quoted for an artefact under reference operating conditions.               |
| <b>Shape</b>                     | Characteristic shape of product.  |
| <b>Size</b>                      | Characteristic size of product.   |
| <b>SustainabilityPerformance</b> | Sustainability issue(s) which the product satisfies.  |
| <b>TagNumber</b>                 | The tag number assigned to an occurrence of a product.  |
| <b>WarrantyDescription</b>       | Description of the warranty.  |
| <b>WarrantyDurationLabour</b>    | Duration of labour warranty (years).  |
| <b>WarrantyDurationParts</b>     | Duration of parts warranty (years).   |
| <b>WarrantyGuarantorLabour</b>   | Organization acting as guarantor of labour warranty.  |
| <b>WarrantyGuarantorParts</b>    | Organization acting as guarantor of parts warranty.   |
| <b>WarrantyStartDate</b>         | The date on which the warranty commences.   |

### 3.0 Abbreviations

**nbl** National BIM Library