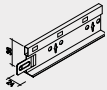
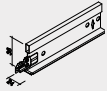
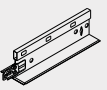





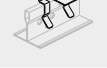
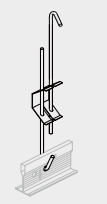






ACCESSORIES

PRODUCT NAME	SAP NO.	W x L x H (mm)
Main runner T24 	467385	24 x 3700 x 38
Cross tee T24 	467388 467389	24 x 600 x 38 24 x 1200 x 38
Cross tee T40 (galvanized) 	316299 316297	40 x 600 x 38 40 x 1200 x 38
Wall angle type MIE2024 	316325	20 x 3000 x 24
Shadow line trim type MS10 	316330	19+11 x 3000 / 13+19
Outside corner for wall angle 	3107 3108	for 24 mm Wall angle for 19 mm Wall angle
Inside corner for wall angle 	3109 3110	for 24 mm Wall angle for 19 mm Wall angle
Wall profile 	316346	32 x 3000 x 41
Direct hanger 	431912 316304 316302	21.5 21.8 21.1
Adjustable hanger The size specification indicates the min. and max. range 	469861 469868 469872 469876 469878 469880 469881	50 80 100 100 - 300 300 - 600 600 - 1000 1000 - 1250 1250 - 1500 1500 - 1750 1750 - 2000
Clips, Q perf. 	3385	40 x 40 1/11
Fixing tool for clips 	3372	-
Hold down clip 	3381	-
Repair kit White paint for prepainted tiles 	10110	100 mm NCS 0700

DANOPOR

Extra sound absorption and reduction as backing. Mineral wool backing sealed in plastic bags. No risk of dust particles.

SIZES

600 x 600 x 25 mm

600 x 600 x 50 mm

