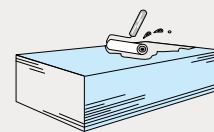


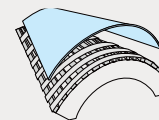
ACCESSORIES

PRODUCT NAME		SAP. NO.	W x L x H (mm)
Z-profile		14380	30 x 45 x 45 x 2300
Screws SN 3.5		9275	3.5 x 30 mm
Easy Filler		14140	10 L
		235309	15 L
Uniflott Finish		129801	8 kg
Filler tape		314828	75 m
Filling knife		73962	-

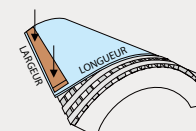
CURVED PANELS



Apply water on the front face and leave for 30 minutes. If necessary the panel can be covered in plastic to assist the panel in absorbing the water.



Lay the panel over a template. Secure the panel on one side of the template.



Press the panel against the template using a batten, moving it every 100 mm. Secure the panel on the other side of the template. Drying time: 1½ - 2 hours.