



Hidden Lock Socket




Kent Hidden Lock Socket

KHLS-101

Specify:

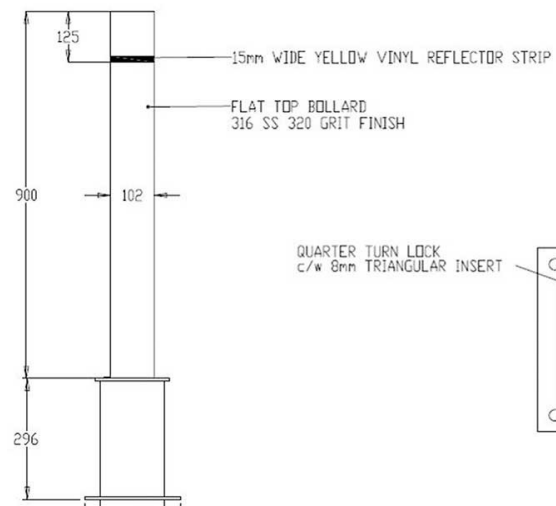
Kent Hidden Lock Socket KHLS-101; 300mm Overall Depth; Cast below the ground; Grade 316L Stainless Steel; Bright Satin finish; 6mm heelproof slot; Pawl Latch; Triangular Lock & Key; Round Top Plate.

The Kent Hidden Lock Socket KHLS-101 is manufactured from 316L stainless steel. It has a Bright Satin finish as standard which gives outstanding corrosion resistance and low maintenance. The lock socket was developed to solve the problems councils had with damaged flip lids, hinges and padlocks. Kent Stainless decided to introduce a Pawl Latch instead of a padlock, this latch has a triangular lock and key. The flip lid is replaced with a strong fixed circular plate surrounded by a 6mm heelproof slot, so when the bollard is removed a heelproof top plate remains. This top plate of the ground socket has a Round Top as standard.



Features

- Grade 316L Stainless Steel
- Bright Satin finish
- 6mm Heelproof Slot
- Pawl Latch
- Triangular Lock and Key
- Strong Round Top Plate

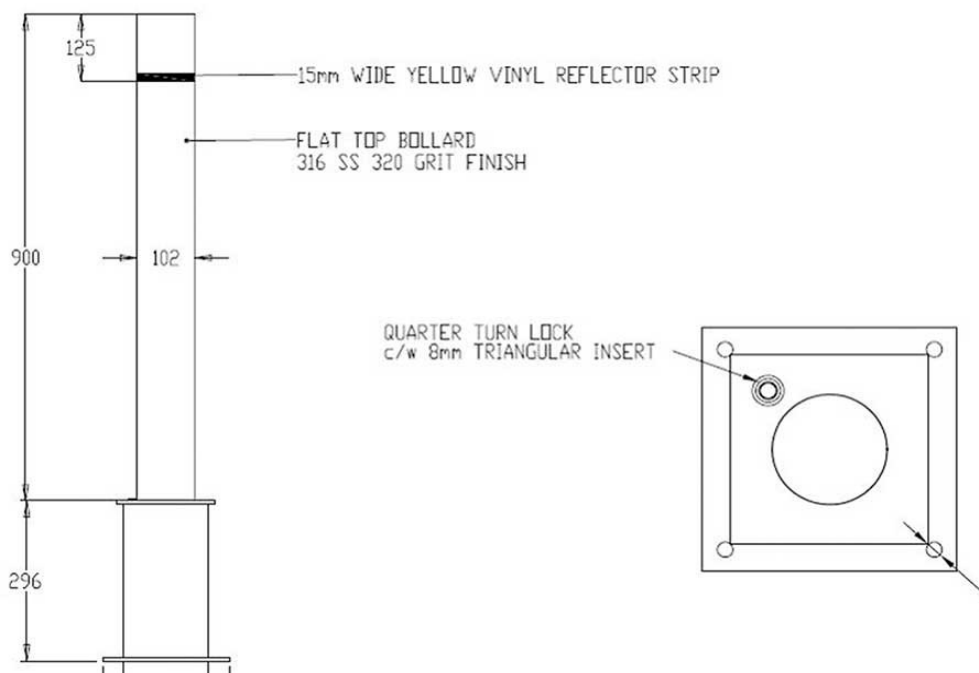


Kent Hidden Lock Socket KHLS-101



Product Dimensions:

Reference	Depth	Diameter
Kent Hidden Lock Socket KHLS-101	296mm	101mm
Kent Hidden Lock Socket KHLS-114	296mm	114mm
Kent Hidden Lock Socket KHLS-141	296mm	141mm
Kent Hidden Lock Socket KHLS-168	296mm	168mm



Kent Hidden Lock Socket

KHLS-101

Product Options

Kent Hidden Lock Socket KHLS-101
Kent Hidden Lock Socket KHLS-114
Kent Hidden Lock Socket KHLS-141
Kent Hidden Lock Socket KHLS-168

Bright Satin
Satin 320 Grit Polished
Bright Peened
Shot Peened
Cold Rolled Electropolished

Specify

Kent Hidden Lock Socket KHLS-101; 300mm Overall Depth; Cast below the ground; Grade 316L Stainless Steel; Bright Satin finish; 6mm heelproof slot; Pawl Latch; Triangular Lock & Key; Round Top Plate.



Double Bit 5



Triangular 7



Crown Type

Round Top

Square Top

Overview

The Kent Hidden Lock Socket KHLS-101 is manufactured from 316L stainless steel. It has a Bright Satin finish as standard which gives outstanding corrosion resistance and low maintenance. The lock socket was developed to solve the problems councils had with damaged flip lids, hinges and padlocks. Kent Stainless decided to introduce a Pawl Latch instead of a padlock, this latch has a triangular lock and key. The flip lid is replaced with a strong fixed circular plate surrounded by a 6mm heelproof slot, so when the bollard is removed a heelproof top plate remains. This top plate of the ground socket has a Round Top as standard.

Maintenance

Stainless Steel:

Clean the stainless steel components using warm water with a mild detergent with a non-abrasive cloth or sponge. Heavier stains may require the use of a nylon-scouring pad or a stainless steel cleaner. To remove paint or graffiti use a cloth and Alkaline or solvent paints and strippers according to type of paint. In the case of a bead blasted finish, where abrasive cleaning is required, always use a random circular rubbing action with a cloth. In the case of brushed finishes the surface consists of uniform fine 'scratches' running in one direction so where abrasive cleaning is required always use a straight back and forward rubbing action in the direction of the grain using soap and warm water. Rust spots or tea stains can occur on the surface of the material, these are normally caused by contamination from ordinary mild steel, particularly in areas where construction work has been undertaken. Such stains can be removed using Rust Remover 410. In cases where the surface is severely stained because of severe environmental conditions or scratched due to misuse, it may still be possible to restore the original finish using chemicals such as Oxalic Acid solution. There are many stainless steel polishes available to enhance the surface finish. We recommend Mister Stainless Ltd. As a provider for stainless steel products.



