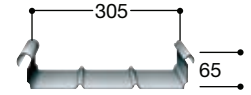


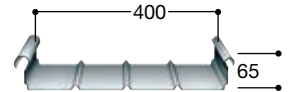
Aluminium Kalzip 65/305, 65/400 and 65/500 using E clips

The following tables give the allowable loading of various aluminium Kalzip 65 profiles with Kalzip reinforced polyamide E-clips. All values are for multiple span conditions and are given in kN/m².



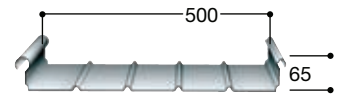
Kalzip 65/305 with E-clips

Gauge (mm)	Span (m)									
	1.0	1.2	1.4	1.6	1.8	2.0	2.2	2.4	2.6	2.8
Wind suction load case (maximum deflection = span/90) – maximum unfactored load (kN/m²)										
0.9	4.174	3.482	2.987	2.616	2.327	2.097	1.908	1.750	1.617	1.495
1.0	5.323	4.439	3.808	3.335	2.966	2.672	2.431	2.230	2.060	1.910
1.2	7.118	5.936	5.091	4.458	3.966	3.572	3.249	2.981	2.753	2.442
Snow load case (maximum deflection = span/200) – maximum unfactored load (kN/m²)										
0.9	5.916	4.924	4.216	3.865	3.272	2.941	2.666	2.235	1.899	1.633
1.0	5.912	4.920	4.212	3.681	3.268	2.937	2.667	2.442	2.212	1.907
1.2	5.904	4.913	4.205	3.674	3.260	2.930	2.660	2.434	2.244	2.080



Kalzip 65/400 with E-clips

Gauge (mm)	Span (m)									
	1.0	1.2	1.4	1.6	1.8	2.0	2.2	2.4	2.6	2.8
Wind suction load case (maximum deflection = span/90) – maximum unfactored load (kN/m²)										
0.9	3.186	2.658	2.281	1.998	1.778	1.602	1.458	1.338	1.236	1.149
1.0	4.062	3.388	2.907	2.546	2.265	2.041	1.857	1.704	1.574	1.463
1.2	5.431	4.530	3.886	3.403	3.028	2.727	2.482	2.277	2.103	1.955
Snow load case (maximum deflection = span/200) – maximum unfactored load (kN/m²)										
0.9	4.505	3.749	3.209	2.804	2.489	2.237	2.031	1.859	1.595	1.371
1.0	4.502	3.746	3.206	2.801	2.486	2.234	2.028	1.856	1.710	1.586
1.2	4.495	3.739	3.199	2.794	2.479	2.227	2.021	1.849	1.703	1.579

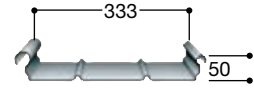


Kalzip 65/500 with E-clips

Gauge (mm)	Span (m)									
	1.0	1.2	1.4	1.6	1.8	2.0	2.2	2.4	2.6	2.8
Wind suction load case (maximum deflection = span/90) – maximum unfactored load (kN/m²)										
0.9	2.551	2.129	1.827	1.601	1.425	1.284	1.169	1.073	0.991	-
1.0	3.252	2.713	2.328	2.040	1.815	1.635	1.488	1.366	1.262	-
1.2	4.348	3.627	3.112	2.726	2.426	2.185	1.989	1.825	1.686	-
Snow load case (maximum deflection = span/200) – maximum unfactored load (kN/m²)										
0.9	3.600	2.995	2.563	2.239	1.987	1.785	1.620	1.483	1.274	1.094
1.0	3.597	2.992	2.560	2.236	1.984	1.782	1.617	1.480	1.363	1.264
1.2	3.590	2.985	2.553	2.229	1.977	1.776	1.611	1.473	1.357	1.257

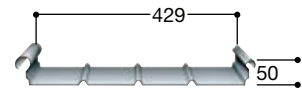
Aluminium Kalzip 50/333 and 50/429 with E clips

The following tables give the allowable loading of various aluminium Kalzip 50 profiles with Kalzip reinforced polyamide E clips. All values are for multiple span conditions and are given in kN/m².



Kalzip 50/333 with E-clips

Gauge (mm)	Span (m)									
	1.0	1.2	1.4	1.6	1.8	2.0	2.2	2.4	2.6	2.8
Wind suction load case (maximum deflection = span/90) – maximum unfactored load (kN/m²)										
0.9	3.430	2.861	2.455	2.150	1.913	1.723	1.568	1.407	1.213	1.057
1.0	4.416	3.683	3.160	2.797	2.462	2.218	2.018	1.810	1.432	1.154
1.2	6.519	5.437	4.663	4.083	3.568	2.984	2.535	2.182	1.898	1.634
Snow load case (maximum deflection = span/200) – maximum unfactored load (kN/m²)										
0.9	4.672	3.888	3.328	2.908	2.322	1.895	1.571	1.315	1.116	0.958
1.0	4.668	3.885	3.325	2.905	2.578	2.240	1.863	1.561	1.325	1.067
1.2	4.662	3.878	3.318	2.898	2.572	2.310	2.097	1.766	1.499	1.281



Kalzip 50/429 with E clips

Gauge (mm)	Span (m)									
	1.0	1.2	1.4	1.6	1.8	2.0	2.2	2.4	2.6	2.8
Wind suction load case (maximum deflection = span/90) – maximum unfactored load (kN/m²)										
0.9	2.665	2.224	1.908	1.672	1.488	1.341	1.220	1.120	0.996	-
1.0	3.431	2.862	2.456	2.151	1.914	1.724	1.569	1.440	1.220	-
1.2	5.064	4.224	3.624	3.173	2.823	2.446	2.078	1.789	1.557	1.369
Snow load case (maximum deflection = span/200) – maximum unfactored load (kN/m²)										
0.9	3.621	3.013	2.578	2.252	1.999	1.773	1.475	1.245	0.991	0.787
1.0	3.618	3.010	2.575	2.249	1.996	1.793	1.627	1.406	1.098	0.872
1.2	3.612	3.003	2.569	2.243	1.989	1.787	1.621	1.483	1.316	1.045

Notes:

- All loads are in kN/m² and are assumed to be applied uniformly
- The self-weight of the Kalzip sheeting has been taken into account in the above loadings
- The following load factors have been taken into account in the design capacity of the sheeting:
 - Dead load = 1.4
 - Dead load (restraining wind uplift) = 1.0
 - Snow load = 1.6
 - Attachment resisting wind uplift = 2.0
 - Wind load = 1.4
- All spans are assumed to be equal or within 15% of largest span
- The above snow loadings are applicable for Kalzip sheets with reinforced polyamide E clips
- For loading conditions outside of the above please contact the Kalzip technical department

All U-value calculations are affected by clip frequencies, sheet lengths, insulation types and actual purlin positions. The information contained in this document is for guidance only, for accurate calculations please refer to the Kalzip technical department.