

SINGLE SKIN PROFILES

UK Product Range

MR042 / 1116



JORISIDE

THE STEEL FUTURE

MEMBER OF JORIS IDE GROUP



Index

Single Skin Profiles _____	1	JIC 19.76.990 (13,5/3) _____	19
Roof profiles _____	2	JIC 19.76.610 (8/3) _____	20
Wall profiles _____	3	JIC 19.76.610 (10/3) _____	21
Liners _____	4	Single Skin Roof Profile _____	22
Pre-coated steel, External application_5		JI 45.333.1000 _____	22
Pre-coated steel, External application_5		JI 33.250.1000 _____	23
Precoated steel _____	6	JIC 32.200.1000 (MW5C) _____	24
Anti condensation fleece _____	8	JIC 32.200.1000 (MW5CS) _____	25
JI BR Built-up System _____	9	JIC 32.167.1000 (32/1000C) _____	26
JI BR1 Roof System _____	9	JIC 38.152.914 (38/914C) _____	27
JI BR2 Roof System _____	9	JIC 19.76.990 (13,5/3) _____	28
JI BR Vertical Walls _____	10	JIC 19.76.610 (8/3) _____	29
JI BR Horizontal walls _____	11	JIC 50.167.1000 (50/1000C) _____	30
Spacer bar system _____	12	Single Skin Wall Profile _____	31
Quattro _____	12	JI 45.333.1000 _____	31
JIC 32.200.1000 (MW5R) _____	14	JI 33.250.1000 _____	32
JIC 32.200.1000 (MW5RS) _____	15	JI 46.150.900 _____	33
JIC 32.167.1000 (32/1000R) _____	16	Flashings _____	34
JIC 38.152.914 (38/914R) _____	18	Rooflight	
		(GRP - Polyester - Polycarbonate) ___	35



Joris Ide Ltd. is not responsible for printing errors and / or any differences between the images in this catalogue and the final product delivered. Joris Ide Ltd. reserves the right to modify the technical specifications at any time without prior notice.

Single Skin Profiles

UK Product Range

Due to the continuous investment in machinery, Joris Ide are able to offer you a wide range of single skin profiles which give a detailed choice both from an aesthetical or technical point of view.

To offer you the best service, Joris Ide has combined these profiles into built-up systems matching building regulations.

In these built-up systems, we, not only offer you our in-house produced spacer bar, but also all required components.

The Joris Ide group has more than 3 decades of experience, processes 300.000 tonnes of steel per year, has 17 production sites over 8 countries with the help of more than 1000 employees. Joris Ide, your dedicated partner.



Jl 45.333.1000



Jl 33.250.1000



Jl Roof tile

Roof profiles



JIC 32.200.1000 (MW5R)



JIC 32.200.1000 (MW5RS)




JIC 32.167.1000 (32/1000R)



JIC 38.152.914 (38/914R)



JIC 19.76.990 (13,5/3)



JIC 19.76.610 (8/3)




JIC 19.76.760 (10/3)




JI 45.333.1000



JI 33.250.1000



JI Roof tile



JI 18.76.988



JI 25.115.1035




JI 46.150.900


Wall profiles



JIC 32.200.1000 (MW5C)



JIC 32.200.1000 (MW5CS)




JIC 32.167.1000 (32/1000C)




JIC 38.152.914 (38/914C)




JIC 19.76.990 (13,5/3)




JIC 19.76.610 (8/3)




JIC 50.167.1000 (50/1000C)




JIC 45.333.1000




JIC 33.250.1000




JIC 35.207.1035




JIC 10.100.1000




JIC 18.76.988



JIC 25.115.1035



JIC 46.150.900



JIC Optical profile

Liners



JIC 19.167.1000 (19/1000L)



JIC 32.200.1000 (MW5L)



JIC 32.167.1000 (32/1000L)

Pre-coated steel, External application

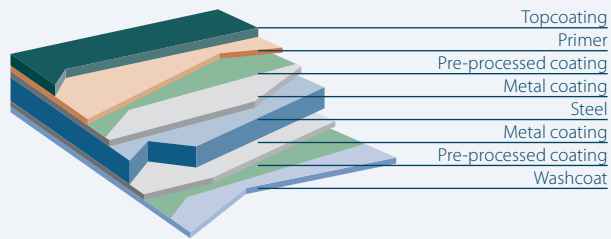
Single skin trapezoidal and sinusoidal profiles / insulated panels

HPS 200 Ultra® and Prisma® only available for products produced in Belgium.



C200

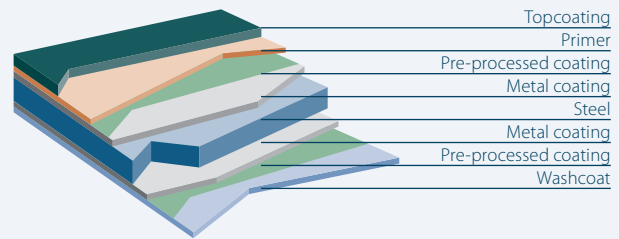
5µ primer + 200µ PVC coating + leathergrain embossing



Topcoating
Primer
Pre-processed coating
Metal coating
Steel
Metal coating
Pre-processed coating
Washcoat

HPS 200 Ultra®

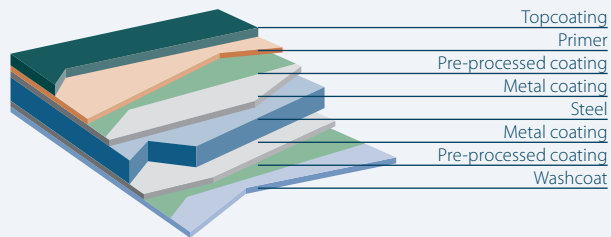
HPS 200µ Ultra: 5µ Primer + 200µ PVC coating + Scintilla embossing



Topcoating
Primer
Pre-processed coating
Metal coating
Steel
Metal coating
Pre-processed coating
Washcoat

Ultra 60µ

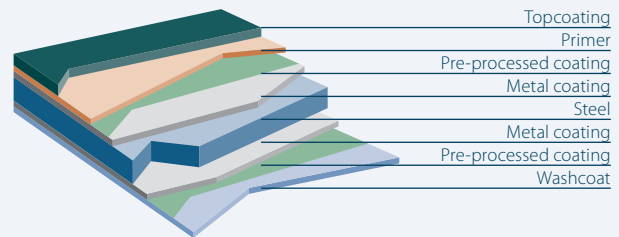
25µ + 30µ PUR top coat



Topcoating
Primer
Pre-processed coating
Metal coating
Steel
Metal coating
Pre-processed coating
Washcoat

Prisma®

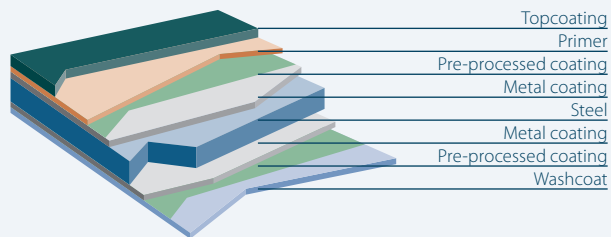
20 µ Primer + 30 µ PUR topcoat



Topcoating
Primer
Pre-processed coating
Metal coating
Steel
Metal coating
Pre-processed coating
Washcoat

Agriclad Polyester 25µ


5µ Primer + 20µ Polyester



Topcoating
Primer
Pre-processed coating
Metal coating
Steel
Metal coating
Pre-processed coating
Washcoat

Essential 25µ

5µ Primer + 20µ Polyester




Topcoating
Primer
Pre-processed coating
Metal coating
Steel
Metal coating
Pre-processed coating
Washcoat

Pre-coated steel, External application

Single skin roof tiles / JI Permipan 1100

HPS 200 Ultra®


HPS 200µ Ultra: 5µ Primer + 200µ PVC coating + Scintilla embossing



Topcoating
Primer
Pre-processed coating
Metal coating
Steel
Metal coating
Pre-processed coating
Washcoat

Grandemat

10µ Primer + 25µ top coat




Topcoating
Primer
Pre-processed coating
Metal coating
Steel
Metal coating
Pre-processed coating
Washcoat

Precoated steel

Internal application

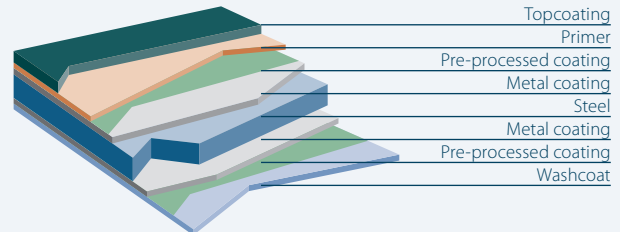
Basic 15μ

15μ Polyester



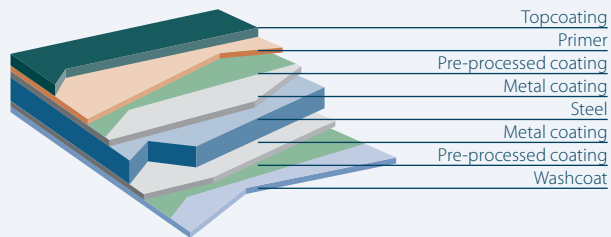
Essential 25μ

5μ Primer + 20μ Polyester




Colorfarm® BP (CF35)

High quality primer + 30μ Smooth copolymer




Foodsafe PVC 150μ

5μ primer + 150μ PVC film



HPS 200 Ultra®

HPS 200μ Ultra: 5μ Primer + 200μ PVC coating + Scintilla embossing



Information

Technical Properties

	PE15	PE25	PS200	HPS200® Ultra	Ultra 60μ	Grandemat & Cloudy
Adhesion to coating (T-bend)	≤ 3 T	≤ 2 T	≤ 1 T	≤ 1 T	≤ 1,5 T	≤ 1 T
Corrosion resistance	150 hours	360 hours	700 hours	1 000 hours	700 hours	360 hours
UV resistance	-	RUV2	RUV2	RUV4	RUV4	RUV3
Type corrosion	RC 2	RC 3	-	RC 5	RC 5	RC 3
Class (NF EN 13501-1)	A1	M0 A1	Cs2d0	Cs2d0	A1-2	A1
Surface pencil hardness	HB-H	HB-H	4-6B	F	F-H	HB-H
Resistance to acids and bases	Weak	Good	Good	Good to very good	Good to very good	Good
Resistance to chemical products	Weak	Good	Good to very good	Good to very good	Good to very good	Good

Food Industry

Guidance according to NF P75-401-1						
Ai1	Non-aggressive atmosphere	Regular maintenance	Low humidity	- 40°C à + 25°C	PE25*	Storage of dry packing or frozen products (exception of non-packed fish), sorting and packaging room
Ai2	Non-aggressive atmosphere	Regular maintenance	Average humidity	0°C à + 25°C	PE25*	Storage (fruit and vegetables) in a controlled environment, preservation of milk products
Ai3	Non-aggressive atmosphere	Non-intensive cleaning	High humidity	0°C à + 25°C	On demand	Storage and preparation in a humid environment (salad, flowers, fruit) production of ice-frozen meat
Ai4	Medium aggressive atmosphere	Non-intensive cleaning	Wet	0°C à + 25°C	PVC150**	Wine cellar, abattoir, processing of meat, transformation of butter
Ai5	Aggressive atmosphere	Intensive cleaning	Very wet	0°C à + 35°C	PVC 150**	Mushroom farm, cheese monger, stocking and freezing of non-packed fish
Ai6	Very aggressive atmosphere	Very intensive cleaning	Saturated	0°C à + 40°C	On demand	Evisceration, salting, milk and cheese factory, sea food

*Standard RAL 9002, on demand RAL 9010

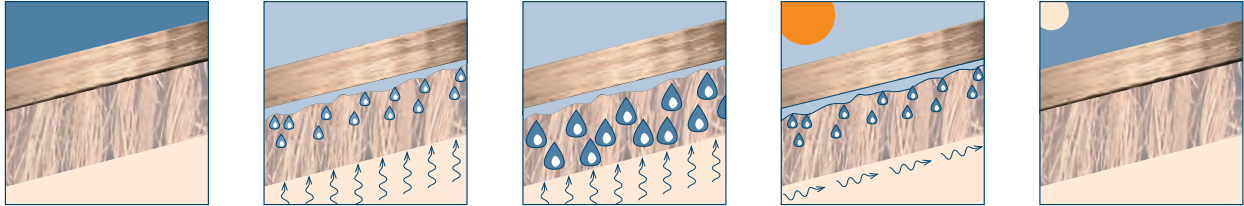
**PVC film (laminated) 150μ: RAL 9002, RAL 9010

Anti condensation fleece



The condensation regulator systems are a solution for the temporary capturing of condensation water occurring with single skin sheeting. The non-woven polyester is factory-applied on the inside of the single skin profiles that remain invisible after installation. Periods of ventilation and drying alternate those with the saturated periods. The Joris Ide anti-condensation fleece can hold up to 750 gr/m² of condensation that will evaporate upon ventilation.



How it works (cycle)




- At first the fleece is dry;
- The condensation is forming itself at the inside surface of the metal and creeps into the fleece;
- The fleece fills itself up with the condensation water;
- The heating of the external environment causes the opposite effect and the captured water escapes or is drained;
- At the end of the cycle the initial status has been reached;



JI BR Built-up System

JI BR1 Roof System

JI BR 1 is a complete steel roofing system which features a 0,7 mm outer and 0,4 mm liner offering Class C non-fragility, which means that safety netting should remain in place until the top sheet (outer profile) is fully installed. This assembly provides a highly cost-effective roof system that is ideal for all types of commercial roof construction.



Characteristics

External sheet

Profile	JIC 32.200.1000 (MW5R) JIC 32.200.1000 (MW5RS) JIC 32.167.1000 (32/1000R) JIC 32.167.1000 (32/1000SP)
Gauge	0,7 mm
Material	C200

Material

Bright white enamel

Other


Insulation	Mineral Fibre
Spacer system	Quattro
Accessories	Fixings, mastics, tapers, sealants and foam fillers

Liner panel

Profile	JIC 19.167.1000 (19/1000L)
Gauge	0,4 mm

JI BR2 Roof System

JI BR 2 features a 0,7 mm outer and 0,7 mm liner with Class B non-fragility, offering a more robust solution and the possibility of removing safety netting once the liner is fully installed (confirmation from the safety officer would be required). This means that work can commence inside the building once the liner is installed, speeding up the overall program and making this option one of the quickest building methods available. This is particularly beneficial in large schemes with demanding timescales.



Characteristics

External sheet

Profile	JIC 32.200.1000 (MW5R) JIC 32.200.1000 (MW5RS) JIC 32.167.1000 (32/1000) JIC 32.167.1000 (32/1000SP)
Gauge	0,7 mm
Material	C200

Other

Insulation	Mineral Fibre
Spacer system	Quattro
Accessories	Fixings, mastics, tapers, sealants and foam fillers
Warranty	25 year system warranty available on demand

Liner panel

Profile	JIC 32.200.1000 (MW5L)
Gauge	0,7 mm
Material	Bright white enamel



JI BR Built-up System

JI BR Vertical Walls

JI BR Systems 51, 52 and 53 are vertical wall systems which typically feature a 0,5 mm outer and 0,4 mm liner. Vertical wall systems are available in a choice of three profiles, with the MW5CS profile offering the addition of swages in the pan, a popular aesthetic finish. All three systems utilise a standard build-up consisting of coated steel external sheet, standard bright white enamel liner, Quattro spacer bar and mineral fibre insulation. All accessories are also available as part of the system, including fixings and sealants.



JI BR51 - 32/1000C

Characteristics

External sheet

		JI BR51	JI BR52	JI BR53
Profile	JIC 32.200.1000 (MW5C)		●	
	JIC 32.200.1000 (MW5CS)		●	
	JIC 32.167.1000 (32/1000C)	●		
Gauge	JIC 19.76.990 (13,5/3) Sinusoidal			●
	0,5 mm	●	●	●
Material	C200	●	●	●
	PVDF (RAL 9006 metallic silver)	●	●	●
	Agriclad polyester	●	●	●

Liner panel

		JI BR51	JI BR52	JI BR53
Profile	JIC 19.167.1000 (19/1000L)	●	●	●
Gauge	0,4 mm	●	●	●
Material	Bright white enamel	●	●	●

Other

		JI BR51	JI BR52	JI BR53
Insulation	Mineral fiber	●	●	●
Spacer system	Quattro	●	●	●

Warranty


25 year system warranty available on demand



JI BR Built-up System

JI BR Horizontal walls

JI BR Systems 55, 56 and 57 are horizontal wall systems featuring a 0,7 mm external sheet and a 0,4 mm 19/1000 liner. Horizontal wall systems are available in a choice of three profiles, in a range popular finishes and colours. The external sheet gauge of 0,7 mm provides a robust construction and the horizontal orientation of the profile delivers an alternative aesthetic, with trapezoidal profiles imitating the look of a horizontal plank panel to some extent. In principle the system is very similar to vertical wall and roof systems, being comprised of a coated steel external sheet, standard bright white enamel liner, Quattro spacer bar and mineral fibre insulation. All accessories are also available as part of the system, including fixings and sealants.



JI BR57 - 13,5/3

Characteristics

External sheet

		JI BR55	JI BR56	JI BR57
Profile	JIC 19.76.990 (13,5/3) (swages available)		●	
	JIC 19.76.990 (13,5/3) Sinusoidal			●
	JIC 32.167.1000 (32/1000C)	●		
Gauge	0,7 mm	●	●	●
Material	C200	●	●	●
	PVDF (RAL 9006 metallic silver)	●	●	●
	Agriclad polyester	●	●	●

Liner panel

Profile	JIC 19.167.1000 (19/1000L)	●	●	●
Gauge	0,4 mm	●	●	●
Material	Bright white enamel	●	●	●

Other

Insulation	Mineral fiber	●	●	●
Spacer system	Quattro	●	●	●
Accessoires	Fixings, mastics, tapes, sealants and foam fillers	●	●	●

Warranty

25 year system warranty available on demand



Spacer bar system

Quattro

Fundamental to any built-up metal roofing or cladding system is the spacer used to separate the outer weathering skin from the internal liner sheet. This stops the low-density insulation from being over compressed and allows flexible constructions accommodating almost any insulation depth. The spacer system is crucial to the thermal efficiency and stability of the roof or wall system, supporting the outer sheet and transferring external loads to the structural elements.



The implementation of Building Regulations Part L2: 2010 'Conservation of Fuel and Power' has positioned the spacer as an even more critical factor to the thermal efficiency and stability of a metal roofing or cladding system. With the requirements to make buildings more thermally efficient, so the insulation depths increase to meet the desired U-values.

As a result the 'traditional' spacer may struggle to accommodate increased depths of insulation and could become unstable when dynamic loads are applied to the roof, such as loading sheets out during installation.

Quattro shows remarkable strength and stability in axial and lateral loading capability and does not

require reinforcement at any height. It has been extensively tested at CERAM during 2012, including the 400mm maximum bracket depth.


The tests established the systems load capacities to comply with the requirements of CE marking, prior to the 2013 mandatory implementation date in the UK.

Quattro works with any metal envelope construction that requires a spacer system, such as vertical and horizontal wall cladding and built-up metal roofing systems.

Quattro forms an integral part of built-up systems and with this new product at the heart of any insulated metal roof or wall the construction can be confidently described as Quattro Secure.

Characteristics

Depth (mm)	100	120	140	150	160	170	180	200	220	240	260	280	300	320
U-value Roof	0,45	-	-	-	-	-	0,25	0,23	0,20	0,19	0,17	0,16	0,15	0,14
Wall	0,42	0,35	0,30	0,28	0,26	0,25	0,24	0,21	0,19	0,18	0,16	0,15	0,14	0,13



Potential U-values for a built-up system using trapezoidal outer and liner sheets and 0,040W/mK mineral wool quilt insulation.

U-values are likely to differ depending on the system used. Based on typical constructions. 1,5 m average purlin centres.


For exceptional constructions bracket heights from 340 mm to 400 mm are available in 20 mm increments.



Single Skin Roof Profile

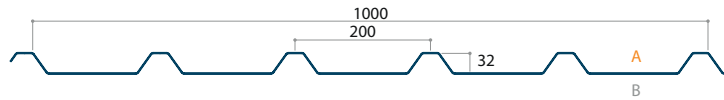
JIC 32.200.1000 (MW5R)

Production site Cardiff, United Kingdom.



Technical Information

Thickness (mm)	Weight (kg/m ²)
0,50	4,82
0,70	6,75
0,90	8,65



Span table

(Load/Span tables – working load UDL (kN/m²), Load factor (working load to ultimate) = 1.5)

Pressure

L/200	Thickness (mm)	1,00	1,10	1,20	1,30	1,40	1,50	1,60	1,70	1,80	1,90	2,00	2,10	2,20	2,30	2,40	2,50	2,60	
Single	0,50	3,26	2,96	2,51	2,14	1,85	1,61	1,41	1,22	1,03									
Double	0,50	1,79	1,56	1,37	1,21	1,08													
Multi	0,50	2,12	1,85	1,63	1,44	1,29	1,16	1,05											
Single	0,70	5,49	4,54	3,81	3,25	2,80	2,44	2,15	1,80	1,52	1,29	1,11							
Double	0,70	3,11	2,68	2,34	2,07	1,83	1,64	1,48	1,34	1,22	1,11	1,02							
Multi	0,70	3,70	3,21	2,81	2,48	2,21	1,98	1,78	1,62	1,47	1,35	1,24	1,14	1,05					
Single	0,90	7,16	5,92	4,97	4,24	3,65	3,18	2,80	2,35	1,98	1,68	1,44	1,25	1,09					
Double	0,90	4,58	3,94	3,43	3,01	2,66	2,38	2,13	1,92	1,75	1,59	1,46	1,34	1,23	1,14	1,06			
Multi	0,90	5,50	4,74	4,13	3,63	3,22	2,87	2,58	2,33	2,12	1,94	1,77	1,63	1,51	1,39	1,29	1,20	1,10	

Tables calculated by the SCI to EN 1993-1-3 (Eurocode EC3)

Suction

L/200	Thickness (mm)	1,00	1,10	1,20	1,30	1,40	1,50	1,60	1,70	1,80	1,90	2,00	2,10	2,20	2,30	2,40	2,50	2,60	
Single	0,50	3,17	2,62	2,20	1,87	1,62	1,32	1,08											
Double	0,50	1,89	1,65	1,46	1,30	1,16	1,04												
Multi	0,50	2,24	1,96	1,73	1,54	1,38	1,25	1,13	1,03										
Single	0,70	4,76	3,93	3,30	2,81	2,43	2,01	1,66	1,38	1,16									
Double	0,70	3,34	2,89	2,54	2,24	2,00	1,79	1,62	1,47	1,34	1,22	1,12	1,04						
Multi	0,70	3,97	3,45	3,03	2,68	2,39	2,15	1,94	1,76	1,61	1,48	1,36	1,22	1,06					
Single	0,90	6,40	5,29	4,44	3,79	3,27	2,75	2,27	1,89	1,59	1,36	1,16							
Double	0,90	4,88	4,21	3,67	3,23	2,86	2,56	2,30	2,08	1,89	1,72	1,58	1,45	1,34	1,24	1,12			
Multi	0,90	5,84	5,04	4,40	3,88	3,45	3,09	2,78	2,52	2,29	2,09	1,92	1,67	1,46	1,27	1,12			

Tables calculated by the SCI to EN 1993-1-3 (Eurocode EC3)

Dimension details

Cover width	1000 mm
Profile pitch	200 mm
Profile depth	32 mm
Crown width	23 mm
Valley width	132 mm
Rib width	68 mm
Web	39 mm
Overlap	15 mm
Underlap	5 mm (minimum)

Tolerance on all dimensions as per BS EN 508 – 2.

Single Skin Roof Profile

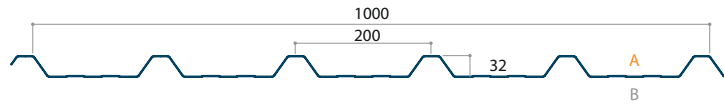
JIC 32.200.1000 (MW5RS)

Production site Cardiff, United Kingdom.



Technical Information

Thickness (mm)	Weight (kg/m ²)
0,50	4,82
0,70	6,75
0,90	8,65



Span table (Load/Span tables – working load UDL (kN/m²), Load factor (working load to ultimate) = 1.5)

↓ ↓ Pressure

L/200	Thickness (mm)	1,00	1,10	1,20	1,30	1,40	1,50	1,60	1,70	1,80	1,90	2,00	2,10	2,20	2,30	2,40	2,50	2,60	
Single	0,50	3,26	2,95	2,48	2,11	1,82	1,59	1,40	1,20										
Double	0,50	1,89	1,65	1,45	1,29	1,16	1,04												
Multi	0,50	2,23	1,95	1,72	1,54	1,38	1,24	1,13	1,03										
Single	0,70	5,43	4,49	3,77	3,21	2,77	2,41	2,12	1,77	1,49	1,27	1,09							
Double	0,70	3,28	2,84	2,49	2,20	1,96	1,75	1,58	1,43	1,31	1,20	1,10							
Multi	0,70	3,91	3,39	2,97	2,63	2,35	2,11	1,90	1,73	1,58	1,44	1,33	1,23	1,13	1,05				
Single	0,90	7,08	5,85	4,91	4,19	3,61	3,15	2,76	2,31	1,94	1,65	1,42	1,22	1,06					
Double	0,90	4,82	4,15	3,62	3,18	2,82	2,52	2,26	2,04	1,86	1,69	1,55	1,43	1,32	1,22	1,13	1,05		
Multi	0,90	5,76	4,98	4,34	3,83	3,40	3,04	2,74	2,48	2,25	2,06	1,89	1,74	1,60	1,49	1,30	1,21	1,08	

Tables calculated by the SCI to EN 1993-1-3 (Eurocode EC3)

↑ ↑ Suction

L/200	Thickness (mm)	1,00	1,10	1,20	1,30	1,40	1,50	1,60	1,70	1,80	1,90	2,00	2,10	2,20	2,30	2,40	2,50	2,60	
Single	0,50	3,26	2,96	2,50	2,13	1,84	1,60	1,33	1,11										
Double	0,50	1,88	1,64	1,45	1,29	1,15	1,04												
Multi	0,50	2,23	1,95	1,72	1,53	1,37	1,24	1,12	1,02										
Single	0,70	5,31	4,39	3,69	3,14	2,71	2,36	2,02	1,68	1,42	1,21	1,03							
Double	0,70	3,32	2,88	2,52	2,23	1,98	1,78	1,60	1,45	1,33	1,21	1,11	1,03						
Multi	0,70	3,95	3,43	3,01	2,67	2,38	2,14	1,93	1,75	1,60	1,46	1,35	1,24	1,15	1,07				
Single	0,90	6,99	5,78	4,86	4,14	3,57	3,11	2,70	2,25	1,89	1,61	1,38	1,19	1,04					
Double	0,90	4,85	4,18	3,64	3,20	2,84	2,54	2,28	2,06	1,87	1,71	1,57	1,44	1,33	1,23	1,14	1,06		
Multi	0,90	5,80	5,01	4,37	3,86	3,42	3,06	2,76	2,50	2,27	2,07	1,90	1,75	1,62	1,50	1,33	1,18	1,05	

Tables calculated by the SCI to EN 1993-1-3 (Eurocode EC3)

Dimension details

Cover width	1000 mm
Profile pitch	200 mm
Profile depth	32 mm
Crown width	23 mm
Valley width	132 mm
Rib width	68 mm
Web	39 mm
Overlap	15 mm
Underlap	5 mm (minimum)

Tolerance on all dimensions as per BS EN 508 – 2.

Single Skin Roof Profile

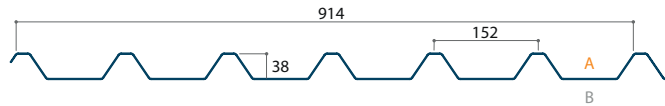
JIC 38.152.914 (38/914R)

Production site Cardiff, United Kingdom.



Technical Information

Thickness (mm)	Weight (kg/m ²)
0,70	6,75
0,90	8,65



Span table (Load/Span tables – working load UDL (kN/m²), Load factor (working load to ultimate) = 1.5)

Pressure

L/200	Thickness (mm)	1,00	1,10	1,20	1,30	1,40	1,50	1,60	1,70	1,80	1,90	2,00	2,10	2,20	2,30	2,40	2,50	2,60
Single	0,50	4,30	3,91	3,58	3,31	2,86	2,49	2,19	1,94	1,67	1,42	1,22	1,05					
Double	0,50	2,51	2,19	1,93	1,71	1,53	1,38	1,25	1,14	1,04								
Multi	0,50	2,96	2,59	2,29	2,04	1,83	1,65	1,50	1,36	1,25	1,15	1,06						
Single	0,70	8,07	6,67	5,61	4,78	4,12	3,59	3,15	2,79	2,40	2,04	1,75	1,51	1,31	1,15			
Double	0,70	4,39	3,81	3,34	2,95	2,63	2,35	2,12	1,93	1,76	1,61	1,48	1,36	1,26	1,17	1,09	1,02	
Multi	0,70	5,22	4,54	3,98	3,53	3,15	2,83	2,55	2,32	2,12	1,94	1,78	1,65	1,53	1,42	1,32	1,23	1,15
Single	0,90	10,52	8,70	7,31	6,23	5,37	4,68	4,11	3,64	3,13	2,66	2,28	1,97	1,71	1,50	1,32	1,17	1,04
Double	0,90	6,53	5,63	4,91	4,33	3,84	3,43	3,09	2,79	2,54	2,32	2,12	1,95	1,80	1,67	1,55	1,45	1,35
Multi	0,90	7,80	6,75	5,90	5,20	4,62	4,14	3,73	3,37	3,07	2,81	2,58	2,37	2,19	2,03	1,89	1,76	1,65

Tables calculated by the SCI to EN 1993-1-3 (Eurocode EC3)

Suction

L/200	Thickness (mm)	1,00	1,10	1,20	1,30	1,40	1,50	1,60	1,70	1,80	1,90	2,00	2,10	2,20	2,30	2,40	2,50	2,60
Single	0,50	4,30	3,91	3,34	2,84	2,45	2,14	1,86	1,55	1,31	1,11							
Double	0,50	2,66	2,33	2,06	1,84	1,65	1,49	1,36	1,24	1,14	1,05							
Multi	0,50	3,14	2,75	2,44	2,18	1,96	1,77	1,61	1,48	1,35	1,25	1,16	1,07					
Single	0,70	7,21	5,96	5,01	4,27	3,68	3,20	2,82	2,37	2,00	1,70	1,45	1,26	1,09				
Double	0,70	4,63	4,03	3,54	3,13	2,80	2,51	2,27	2,06	1,88	1,73	1,59	1,47	1,36	1,26	1,18	1,10	1,03
Multi	0,70	5,50	4,79	4,21	3,74	3,34	3,01	2,72	2,48	2,26	2,08	1,91	1,77	1,64	1,53	1,40	1,24	1,10
Single	0,90	9,70	8,02	6,74	5,74	4,95	4,31	3,79	3,24	2,73	2,32	1,99	1,72	1,49	1,31	1,15	1,02	
Double	0,90	6,82	5,89	5,15	4,54	4,03	3,61	3,25	2,94	2,68	2,45	2,25	2,07	1,91	1,77	1,65	1,53	1,43
Multi	0,90	8,13	7,04	6,17	5,45	4,85	4,35	3,92	3,55	3,24	2,96	2,72	2,51	2,32	2,15	1,92	1,70	1,51

Tables calculated by the SCI to EN 1993-1-3 (Eurocode EC3)

Dimension details

Cover width	914 mm
Profile pitch	152 mm
Profile depth	38 mm
Crown width	19 mm
Valley width	82 mm
Rib width	70 mm
Web	45 mm
Overlap	15 mm
Underlap	10 mm (minimum)

Tolerance on all dimensions as per BS EN 508 – 2.

Single Skin Roof Profile

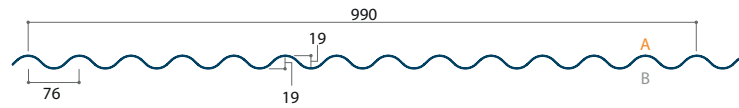
JIC 19.76.990 (13,5/3)

Production site Cardiff, United Kingdom.



Technical Information

Thickness (mm)	Weight (kg/m ²)
0,50	4,82
0,70	6,75
0,90	8,60



Span table (Load/Span tables – working load UDL (kN/m²), Load factor (working load to ultimate) = 1.5)

↓ ↓ Pressure

L/200	Thickness (mm)	1,00	1,10	1,20	1,30	1,40	1,50	1,60	1,70	1,80	1,90	2,00	2,10	2,20	2,30	2,40	2,50	2,60
Single	0,50	1,68	1,26															
Double	0,50	2,68	2,10	1,62	1,27	1,02												
Multi	0,50	2,79	2,10	1,62	1,27	1,02												
Single	0,70	2,33	1,75	1,35	1,06													
Double	0,70	3,73	2,92	2,25	1,77	1,42	1,15											
Multi	0,70	3,89	2,92	2,25	1,77	1,42	1,15											
Single	0,90	2,96	2,22	1,71	1,35	1,08												
Double	0,90	4,73	3,70	2,85	2,24	1,80	1,46	1,20										
Multi	0,90	4,93	3,70	2,85	2,24	1,80	1,46	1,20										

Tables calculated by the SCI to EN 1993-1-3 (Eurocode EC3)

↑ ↑ Suction

L/200	Thickness (mm)	1,00	1,10	1,20	1,30	1,40	1,50	1,60	1,70	1,80	1,90	2,00	2,10	2,20	2,30	2,40	2,50	2,60
Single	0,50	1,68	1,26															
Double	0,50	2,68	2,10	1,62	1,27	1,02												
Multi	0,50	2,79	2,10	1,62	1,27	1,02												
Single	0,70	2,33	1,75	1,35	1,06													
Double	0,70	3,73	2,92	2,25	1,77	1,42	1,15											
Multi	0,70	3,89	2,92	2,25	1,77	1,42	1,15											
Single	0,90	2,96	2,22	1,71	1,35	1,08												
Double	0,90	4,73	3,70	2,85	2,24	1,80	1,46	1,20										
Multi	0,90	4,93	3,70	2,85	2,24	1,80	1,46	1,20										

Tables calculated by the SCI to EN 1993-1-3 (Eurocode EC3)

Dimension details


Cover width	990 mm
Profile pitch	76 mm
Profile depth	19 mm
Overlap	20 mm from top, dead centre
Underlap	57,5 mm from bottom, dead centre

Tolerance on all dimensions as per BS EN 508 – 2.

Single Skin Roof Profile

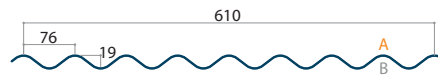
JIC 19.76.610 (8/3)

Production site Cardiff, United Kingdom.



Technical Information

Thickness (mm)	Weight (kg/m ²)
0,50	4,79



Span table

(Load/Span tables – working load UDL (kN/m²), Load factor (working load to ultimate) = 1.5)

Pressure

L/200	Thickness (mm)	1,00	1,10	1,20	1,30	1,40	1,50	1,60	1,70	1,80	1,90	2,00	2,10	2,20	2,30	2,40	2,50	2,60
Single	0,50	1,68	1,26															
Double	0,50	2,68	2,10	1,62	1,27	1,02												
Multi	0,50	2,79	2,10	1,62	1,27	1,02												

Tables calculated by the SCI to EN 1993-1-3 (Eurocode EC3)

Suction

L/200	Thickness (mm)	1,00	1,10	1,20	1,30	1,40	1,50	1,60	1,70	1,80	1,90	2,00	2,10	2,20	2,30	2,40	2,50	2,60
Single	0,50	1,68	1,26															
Double	0,50	2,68	2,10	1,62	1,27	1,02												
Multi	0,50	2,79	2,10	1,62	1,27	1,02												

Tables calculated by the SCI to EN 1993-1-3 (Eurocode EC3)

Characteristics

Length	Standard from 1,00 m to 13,60 m
Steel quality	S320GD
Finish	Depending on coating and colour
Accessories	Clearlights, flashings, fixings, sealants, ...

Reference standards

Galvanised steel	EN 10346
Precoated steel	EN 10169
Tolerances	EN 10143
Tests/calculations	EN 1990, EN 1991-6, EN 1993-1-3 EN 1993-1-5

Technical possibilities

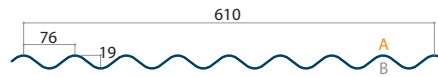
Anti-condensation fleece
Convex curving on natural curve 50 m
Convex curving on crimp curve not possible

Calculations according to Eurocode, however additional checks such as fixings are required.

Single Skin Roof Profile

JIC 19.76.610 (10/3)

Production site Cardiff, United Kingdom.



Technical Information

Thickness (mm)	Weight (kg/m ²)
0,50	4,79

Span table

(Load/Span tables – working load UDL (kN/m²), Load factor (working load to ultimate) = 1.5)

Pressure

L/200	Thickness (mm)	1,00	1,10	1,20	1,30	1,40	1,50	1,60	1,70	1,80	1,90	2,00	2,10	2,20	2,30	2,40	2,50	2,60	
Single	0,50	1,68	1,26																
Double	0,50	2,68	2,10	1,62	1,27	1,02													
Multi	0,50	2,79	2,10	1,62	1,27	1,02													

Tables calculated by the SCI to EN 1993-1-3 (Eurocode EC3)

Suction

L/200	Thickness (mm)	1,00	1,10	1,20	1,30	1,40	1,50	1,60	1,70	1,80	1,90	2,00	2,10	2,20	2,30	2,40	2,50	2,60	
Single	0,50	1,68	1,26																
Double	0,50	2,68	2,10	1,62	1,27	1,02													
Multi	0,50	2,79	2,10	1,62	1,27	1,02													

Tables calculated by the SCI to EN 1993-1-3 (Eurocode EC3)

Characteristics

Length	Standard from 1,00 m to 13,60 m
Steel quality	S320GD
Finish	Depending on coating and colour
Accessories	Clearlights, flashings, fixings, sealants, ...

Reference standards

Galvanised steel	EN 10346
Precoated steel	EN 10169
Tolerances	EN 10143
Tests/calculations	EN 1990, EN 1991-6, EN 1993-1-3 EN 1993-1-5

Technical possibilities


Anti-condensation fleece
Convex curving on natural curve 50 m
Convex curving on crimp curve not possible

Calculations according to Eurocode, however additional checks such as fixings are required.

Single Skin Roof Profile

JI 45.333.1000

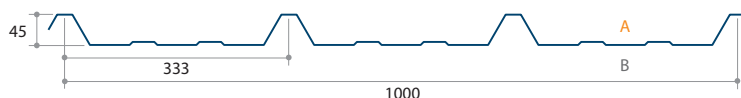
Production site Zvezele, Belgium.



The JI 45.333.1000 is a trapezoidal metal single skin profile which can be used for external roof application or liner sheet in built-up systems. It has the same external dimensioning as the JI Roof 1000 panel and therefore can end lapped with the JI Roof 1000 panel.

Technical Information

Thickness (mm)	Weight (kg/m ²)
0,50	4,79
0,60	5,75
0,70	6,70



Span table (The span table provides the ultimate load divided by 1,5 based on a deflection of L/150)

↓ ↓ Pressure

Span (m)	Thickness (mm)	1,00	1,20	1,40	1,60	1,80	2,00	2,20	2,40	2,60	2,80	3,00
Single	0,50	3,29	2,74	2,35	2,05	1,78	1,32					
	0,60	4,81	4,01	3,44	2,93	2,26	1,65	1,24				
	0,70	6,59	5,49	4,7	3,63	2,73	1,99	1,5	1,15			
Double	0,50	3,09	2,35	1,86	1,51	1,25	1,05					
	0,60	4,48	3,41	2,69	2,18	1,8	1,52	1,3	1,12			
	0,70	6,09	4,64	3,66	2,96	2,45	2,07	1,76	1,52	1,33	1,17	1,03
Multi	0,50	3,9	2,74	2,23	1,82	1,51	1,27	1,09				
	0,60	4,81	4,01	3,24	2,63	2,18	1,84	1,55	1,3	1,11		
	0,70	6,59	5,49	4,4	3,58	2,62	1,91	1,44	1,11			

↑ ↑ Suction

Span (m)	Thickness (mm)	1,00	1,20	1,40	1,60	1,80	2,00	2,20	2,40	2,60	2,80	3,00
Single	0,50	3,29	2,7	1,98	1,52	1,2						
	0,60	4,81	3,88	2,85	2,18	1,72	1,4	1,15				
	0,70	6,59	5,7	3,87	2,96	2,34	1,9	1,57	1,26			
Double	0,50	3,06	2,55	2,18	1,91	1,7	1,44	1,19				
	0,60	4,46	3,72	3,19	2,79	2,32	1,88	1,55	1,3	1,11		
	0,70	6,08	5,07	4,34	3,63	2,87	2,33	1,92	1,62	1,38	1,19	1,03
Multi	0,50	3,47	2,9	2,48	2,17	1,87	1,52	1,25	1,05			
	0,60	5,07	4,22	3,62	3,17	2,69	2,18	1,8	1,52	1,29	1,11	
	0,70	6,91	5,76	4,94	4,32	3,59	2,91	2,4	2,02	1,72	1,48	1,24

Characteristics

Length	Standard from 1,00 m to 13,60 m
Steel quality	S320GD
Finish	Depending on coating and colour
Accessories	Clearlights, flashings, fixings, sealants, ...

Reference standards

Galvanised steel	EN 10346
Precoated steel	EN 10169
Tolerances	EN 10143
Tests/calculations	EN 1990, EN 1991-6, EN 1993-1-3 EN 1993-1-5

Calculations according to Eurocode, however additional checks such as fixings are required.

Technical possibilities


Anti-condensation fleece
Convex curving on natural curve 50 m
Convex curving on crimp curve not possible

Single Skin Roof Profile

JI 33.250.1000

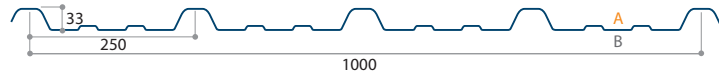
Production site Zvezezele, Belgium.

The JI 33/250/1000 is a trapezoidal metal single skin profile which can be used for external roof application or liner sheet in built-up systems. It has the same external dimensioning as the JI Eco panel and therefore can end lapped with the JI Eco panel.



Technical Information

Thickness (mm)	Weight (kg/m ²)
0,50	4,79
0,60	5,75
0,70	6,70



Span table (The span table provides the ultimate load divided by 1.5 based on a deflection of L/150)

↓ ↓ Pressure

Span (m)	Thickness (mm)	1,00	1,20	1,40	1,60	1,80	2,00	2,20	2,40	2,60	2,80	3,00
Single	0,50	3,75	2,60	1,91	1,47	1,16						
	0,60	5,07	3,52	2,59	1,98	1,46	1,06					
	0,70	6,16	4,28	3,14	2,41	1,72	1,25					
Double	0,50	3,58	2,60	1,91	1,47	1,16						
	0,60	5,03	3,52	2,59	1,98	1,57	1,27	1,05				
	0,70	6,16	4,28	3,14	2,41	1,91	1,59	1,36	1,17	1,01		
Multi	0,50	3,75	2,60	1,92	1,56	1,30	1,09					
	0,60	5,07	3,52	2,67	2,16	1,79	1,50	1,28	1,11			
	0,70	6,16	4,46	3,50	2,82	2,32	1,95	1,66	1,39	1,10		

↑ ↑ Suction

Span (m)	Thickness (mm)	1,00	1,20	1,40	1,60	1,80	2,00	2,20	2,40	2,60	2,80	3,00
Single	0,50	4,53	3,14	2,31	1,57	1,10						
	0,60	5,88	4,08	2,92	1,96	1,38	1,00					
	0,70	7,28	5,06	3,52	2,36	1,66	1,21					
Double	0,50	3,75	2,60	1,91	1,47	1,16						
	0,60	5,07	3,52	2,59	1,98	1,57	1,27	1,05				
	0,70	6,16	4,28	3,14	2,41	1,90	1,54	1,27	1,07			
Multi	0,50	4,69	3,26	2,39	1,83	1,45	1,17					
	0,60	6,34	4,40	3,24	2,48	1,96	1,59	1,31	1,10			
	0,70	7,70	5,34	3,93	3,01	2,38	1,92	1,59	1,34	1,06		

Characteristics

Length	Standard from 1,00 m to 13,60 m
Steel quality	S320GD
Finish	Depending on coating and colour
Accessories	Clearlights, flashings, fixings, sealants, ...

Technical possibilities

Anti-condensation fleece
 Convex curving on natural curve 40 m
 Convex curving on crimp curve not possible

Reference standards


Galvanised steel	EN 10346
Precoated steel	EN 10169
Tolerances	EN 10143
Tests/calculations	EN 1990
	EN 1991-6
	EN 1993-1-3
	EN 1993-1-5

Calculations according to Eurocode, however additional checks such as fixings are required.

Single Skin Roof Profile

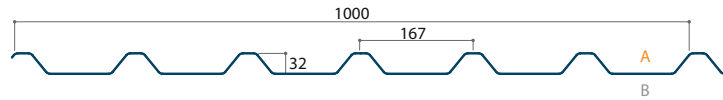
JIC 32.167.1000 (32/1000R)

Production site Cardiff, United Kingdom.



Technical Information

Thickness (mm)	Weight (kg/m ²)
0,50	4,82
0,70	6,75
0,90	8,69



Span table

(Load/Span tables – working load UDL (kN/m²), Load factor (working load to ultimate) = 1.5)

Pressure

L/200	Thickness (mm)	1,00	1,10	1,20	1,30	1,40	1,50	1,60	1,70	1,80	1,90	2,00	2,10	2,20	2,30	2,40	2,50	2,60
Single	0,50	3,86	3,51	2,97	2,53	2,18	1,90	1,60	1,34	1,13								
Double	0,50	2,14	1,86	1,64	1,45	1,30	1,17	1,06										
Multi	0,50	2,53	2,21	1,95	1,73	1,55	1,39	1,26	1,15	1,05								
Single	0,70	6,49	5,36	4,50	3,84	3,31	2,87	2,37	1,97	1,66	1,41	1,21	1,05					
Double	0,70	3,72	3,22	2,81	2,48	2,20	1,97	1,78	1,61	1,46	1,34	1,23	1,13	1,04				
Multi	0,70	4,44	3,84	3,37	2,97	2,65	2,37	2,14	1,94	1,77	1,62	1,49	1,37	1,27	1,18	1,09	1,02	
Single	0,90	8,45	6,99	5,87	5,00	4,31	3,74	3,08	2,57	2,17	1,84	1,58	1,36	1,19	1,04			
Double	0,90	5,50	4,73	4,11	3,61	3,20	2,85	2,56	2,31	2,10	1,91	1,75	1,61	1,49	1,37	1,28	1,19	1,11
Multi	0,90	6,59	5,68	4,95	4,36	3,86	3,45	3,10	2,81	2,55	2,33	2,13	1,96	1,81	1,68	1,52	1,35	1,20

Tables calculated by the SCI to EN 1993-1-3 (Eurocode EC3)

Suction

L/200	Thickness (mm)	1,00	1,10	1,20	1,30	1,40	1,50	1,60	1,70	1,80	1,90	2,00	2,10	2,20	2,30	2,40	2,50	2,60
Single	0,50	3,84	3,17	2,67	2,27	1,87	1,52	1,25	1,04									
Double	0,50	2,24	1,96	1,72	1,53	1,37	1,23	1,12	1,02									
Multi	0,50	2,65	2,32	2,04	1,82	1,63	1,47	1,34	1,22	1,12	1,03							
Single	0,70	5,76	4,76	4,00	3,41	2,86	2,32	1,91	1,59	1,34	1,14							
Double	0,70	3,95	3,42	3,00	2,65	2,36	2,12	1,91	1,73	1,58	1,44	1,33	1,22	1,13	1,05			
Multi	0,70	4,70	4,08	3,58	3,17	2,83	2,54	2,30	2,09	1,90	1,74	1,60	1,41	1,23	1,07			
Single	0,90	7,74	6,40	5,38	4,58	3,91	3,18	2,62	2,18	1,84	1,56	1,34	1,16					
Double	0,90	5,77	4,98	4,34	3,81	3,38	3,02	2,72	2,46	2,23	2,04	1,87	1,72	1,58	1,47	1,29	1,14	1,02
Multi	0,90	6,90	5,96	5,21	4,59	4,08	3,65	3,28	2,97	2,70	2,47	2,23	1,93	1,68	1,47	1,29	1,14	1,02

Tables calculated by the SCI to EN 1993-1-3 (Eurocode EC3)

Dimension details

Cover width	1000 mm
Profile pitch	167 mm
Profile depth	32 mm
Crown width	23 mm
Valley width	94 mm
Rib width	68 mm
Web	39 mm
Overlap	12 mm
Underlap	12 mm (minimum)


Tolerance on all dimensions as per BS EN 508 – 2.



Agricultural project



Made to measure



Industrial project




Agricultural project

Single Skin Wall Profile

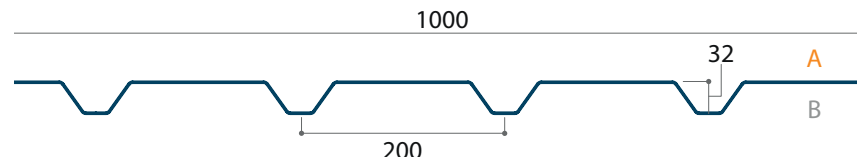
JIC 32.200.1000 (MW5C)

Production site Cardiff, United Kingdom.



Technical Information

Thickness (mm)	Weight (kg/m ²)
0,50	4,82
0,70	6,75
0,90	8,68



Span table

(Load/Span tables – working load UDL (kN/m²), Load factor (working load to ultimate) = 1.5)

Pressure

L/200	Thickness (mm)	1,00	1,10	1,20	1,30	1,40	1,50	1,60	1,70	1,80	1,90	2,00	2,10	2,20	2,30	2,40	2,50	2,60	
Single	0,50	3,17	2,62	2,20	1,87	1,62	1,41	1,24	1,10										
Double	0,50	1,89	1,65	1,46	1,30	1,16	1,04												
Multi	0,50	2,24	1,96	1,73	1,54	1,38	1,25	1,13	1,03										
Single	0,70	4,76	3,93	3,30	2,81	2,43	2,11	1,86	1,65	1,47	1,32	1,13							
Double	0,70	3,34	2,89	2,54	2,24	2,00	1,79	1,62	1,47	1,34	1,22	1,12	1,04						
Multi	0,70	3,97	3,45	3,03	2,68	2,39	2,15	1,94	1,76	1,61	1,48	1,36	1,25	1,16	1,08				
Single	0,90	6,40	5,29	4,44	3,79	3,27	2,84	2,50	2,21	1,98	1,77	1,55	1,34	1,16	1,02				
Double	0,90	4,88	4,21	3,67	3,23	2,86	2,56	2,30	2,08	1,89	1,72	1,58	1,45	1,34	1,24	1,15	1,07		
Multi	0,90	5,84	5,04	4,40	3,88	3,45	3,09	2,78	2,52	2,20	2,09	1,92	1,77	1,63	1,51	1,41	1,31	1,18	

Tables calculated by the SCI to EN 1993-1-3 (Eurocode EC3)

Suction

L/200	Thickness (mm)	1,00	1,10	1,20	1,30	1,40	1,50	1,60	1,70	1,80	1,90	2,00	2,10	2,20	2,30	2,40	2,50	2,60	
Single	0,50	3,26	2,96	2,51	2,14	1,85	1,61	1,41	1,25	1,12									
Double	0,50	1,79	1,56	1,37	1,21	1,08													
Multi	0,50	2,12	1,85	1,63	1,44	1,29	1,16	1,05											
Single	0,70	5,49	4,54	3,81	3,25	2,80	2,44	2,15	1,90	1,70	1,52	1,37	1,25	1,11					
Double	0,70	3,11	2,68	2,34	2,07	1,83	1,64	1,48	1,34	1,22	1,11	1,02							
Multi	0,70	3,70	3,21	2,81	2,48	2,21	1,98	1,78	1,62	1,47	1,35	1,24	1,14	1,05					
Single	0,90	7,16	5,92	4,97	4,24	3,65	3,18	2,80	2,48	2,21	1,98	1,79	1,62	1,45	1,27	1,11			
Double	0,90	4,58	3,94	3,43	3,01	2,66	2,38	2,13	1,92	1,75	1,59	1,46	1,34	1,23	1,14	1,06			
Multi	0,90	5,50	4,74	4,13	3,63	3,22	2,87	2,58	2,33	2,12	1,94	1,77	1,63	1,51	1,39	1,29	1,20	1,12	

Tables calculated by the SCI to EN 1993-1-3 (Eurocode EC3)

Dimension details


Cover width	1000 mm
Profile pitch	200 mm
Profile depth	32 mm
Crown width	23 mm
Valley width	132 mm
Rib width	68 mm
Web	39 mm
Overlap	20 mm
Underlap	20 mm

Tolerance on all dimensions as per BS EN 508 – 2.

Single Skin Wall Profile

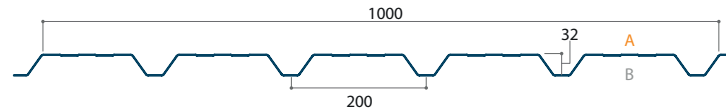
JIC 32.200.1000 (MW5CS)

Production site Cardiff, United Kingdom.



Technical Information

Thickness (mm)	Weight (kg/m ²)
0,50	4,82
0,70	6,75
0,90	8,68



Span table (Load/Span tables – working load UDL (kN/m²), Load factor (working load to ultimate) = 1.5)

Pressure

L/200	Thickness (mm)	1,00	1,10	1,20	1,30	1,40	1,50	1,60	1,70	1,80	1,90	2,00	2,10	2,20	2,30	2,40	2,50	2,60	
Single	0,50	3,26	2,96	2,50	2,13	1,84	1,60	1,41	1,25	1,11									
Double	0,50	1,88	1,64	1,45	1,29	1,15	1,04												
Multi	0,50	2,23	1,95	1,72	1,53	1,37	1,24	1,12	1,02										
Single	0,70	5,31	4,39	3,69	3,14	2,71	2,36	2,07	1,84	1,64	1,47	1,33	1,19	1,04					
Double	0,70	3,32	2,88	2,52	2,23	1,98	1,78	1,60	1,45	1,33	1,21	1,11	1,03						
Multi	0,70	3,95	3,43	3,01	2,67	2,38	2,14	1,93	1,75	1,60	1,46	1,35	1,24	1,15	1,07				
Single	0,90	6,99	5,78	4,86	4,14	3,57	3,11	2,73	2,42	2,16	1,94	1,75	1,59	1,38	1,21	1,06			
Double	0,90	4,85	4,18	3,64	3,20	2,84	2,54	2,28	2,06	1,87	1,71	1,57	1,44	1,33	1,23	1,14	1,06		
Multi	0,90	5,80	5,01	4,37	3,86	3,42	3,06	2,76	2,50	2,27	2,07	1,90	1,75	1,62	1,50	1,39	1,30	1,21	

Tables calculated by the SCI to EN 1993-1-3 (Eurocode EC3)

Suction

L/200	Thickness (mm)	1,00	1,10	1,20	1,30	1,40	1,50	1,60	1,70	1,80	1,90	2,00	2,10	2,20	2,30	2,40	2,50	2,60	
Single	0,50	3,26	2,95	2,48	2,11	1,82	1,59	1,40	1,24	1,10									
Double	0,50	1,89	1,65	1,45	1,29	1,16	1,04												
Multi	0,50	2,23	1,95	1,72	1,54	1,38	1,24	1,13	1,03										
Single	0,70	5,43	4,49	3,77	3,21	2,77	2,41	2,12	1,88	1,68	1,50	1,36	1,23	1,09					
Double	0,70	3,28	2,84	2,49	2,20	1,96	1,75	1,58	1,43	1,31	1,20	1,10							
Multi	0,70	3,91	3,39	2,97	2,63	2,35	2,11	1,90	1,73	1,58	1,44	1,33	1,23	1,13	1,05				
Single	0,90	7,08	5,85	4,91	4,19	3,61	3,15	2,76	2,45	2,18	1,96	1,77	1,60	1,42	1,24	1,09			
Double	0,90	4,82	4,15	3,62	3,18	2,82	2,52	2,26	2,04	1,86	1,69	1,55	1,43	1,32	1,22	1,13	1,05		
Multi	0,90	5,76	4,98	4,34	3,83	3,40	3,04	2,74	2,48	2,25	2,06	1,89	1,74	1,60	1,49	1,38	1,29	1,20	

Tables calculated by the SCI to EN 1993-1-3 (Eurocode EC3)

Dimension details


Cover width	1000 mm
Profile pitch	200 mm
Profile depth	32 mm
Crown width	132 mm
Valley width	24 mm
Rib width	68 mm
Web	39 mm
Overlap	20 mm
Underlap	20 mm (minimum)

Tolerance on all dimensions as per BS EN 508 – 2.

Single Skin Wall Profile

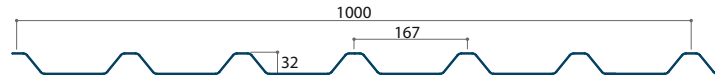
JIC 32.167.1000 (32/1000C)

Production site Cardiff, United Kingdom.



Technical Information

Thickness (mm)	Weight (kg/m ²)
0,50	4,82
0,70	6,75
0,90	8,68



Span table (Load/Span tables – working load UDL (kN/m²), Load factor (working load to ultimate) = 1.5)

Pressure

L/200	Thickness (mm)	1,00	1,10	1,20	1,30	1,40	1,50	1,60	1,70	1,80	1,90	2,00	2,10	2,20	2,30	2,40	2,50	2,60
Single	0,50	3,84	3,17	2,67	2,27	1,96	1,71	1,50	1,33	1,17								
Double	0,50	2,24	1,96	1,72	1,53	1,37	1,23	1,12	1,02									
Multi	0,50	2,65	2,32	2,04	1,82	1,63	1,47	1,34	1,22	1,12	1,03							
Single	0,70	5,76	4,76	4,00	3,41	2,94	2,56	2,25	1,99	1,78	1,52	1,31	1,13					
Double	0,70	3,95	3,42	3,00	2,65	2,36	2,12	1,91	1,73	1,58	1,44	1,33	1,22	1,13	1,05			
Multi	0,70	4,70	4,08	3,58	3,17	2,83	2,54	2,30	2,09	1,90	1,74	1,60	1,48	1,37	1,27	1,19	1,11	
Single	0,90	7,74	6,40	5,38	4,58	3,95	3,44	3,03	2,68	2,39	2,08	1,79	1,54	1,34	1,18	1,03		
Double	0,90	5,77	4,98	4,34	3,81	3,38	3,02	2,72	2,46	2,23	2,04	1,87	1,72	1,58	1,47	1,36	1,27	1,18
Multi	0,90	6,90	5,96	5,21	4,59	4,08	3,65	3,28	2,97	2,70	2,47	2,27	2,09	1,93	1,79	1,66	1,53	1,36

Tables calculated by the SCI to EN 1993-1-3 (Eurocode EC3)

Suction

L/200	Thickness (mm)	1,00	1,10	1,20	1,30	1,40	1,50	1,60	1,70	1,80	1,90	2,00	2,10	2,20	2,30	2,40	2,50	2,60
Single	0,50	3,86	3,51	2,97	2,53	2,18	1,90	1,67	1,48	1,32	1,18	1,07						
Double	0,50	2,14	1,86	1,64	1,45	1,30	1,17	1,06										
Multi	0,50	2,53	2,21	1,95	1,73	1,55	1,39	1,26	1,15	1,05								
Single	0,70	6,49	5,36	4,50	3,84	3,31	2,88	2,53	2,24	2,00	1,80	1,62	1,40	1,21	1,06			
Double	0,70	3,72	3,22	2,81	2,48	2,20	1,97	1,78	1,61	1,46	1,34	1,23	1,13	1,04				
Multi	0,70	3,72	3,22	2,81	2,48	2,20	1,97	1,78	1,61	1,46	1,34	1,23	1,13	1,04				
Single	0,90	8,45	6,99	5,87	5,00	4,31	3,76	3,30	2,93	2,61	2,34	2,10	1,82	1,58	1,38	1,22	1,08	
Double	0,90	5,50	4,73	4,11	3,61	3,20	2,85	2,56	2,31	2,10	1,91	1,75	1,61	1,49	1,37	1,28	1,19	1,11
Multi	0,90	6,59	5,68	4,95	4,36	3,86	3,45	3,10	2,81	2,55	2,33	2,13	1,96	1,81	1,68	1,56	1,45	1,35

Tables calculated by the SCI to EN 1993-1-3 (Eurocode EC3)

Dimension details


Cover width	1000 mm
Profile pitch	167 mm
Profile depth	32 mm
Crown width	23 mm
Valley width	94 mm
Rib width	73 mm
Web	40 mm
Overlap	21 mm
Underlap	5 mm (minimum)

Tolerance on all dimensions as per BS EN 508 – 2.

Single Skin Wall Profile

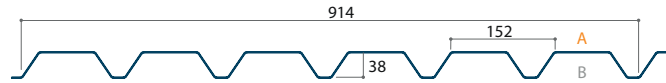
JIC 38.152.914 (38/914C)

Production site Cardiff, United Kingdom.



Technical Information

Thickness (mm)	Weight (kg/m ²)
0,50	4,82
0,70	6,73
0,90	8,65



Span table (Load/Span tables – working load UDL (kN/m²), Load factor (working load to ultimate) = 1.5)

Pressure

L/200	Thickness (mm)	1,00	1,10	1,20	1,30	1,40	1,50	1,60	1,70	1,80	1,90	2,00	2,10	2,20	2,30	2,40	2,50	2,60	
Single	0,50	4,30	3,91	3,34	2,84	2,45	2,14	1,88	1,66	1,48	1,33	1,20	1,09						
Double	0,50	2,66	2,33	2,06	1,84	1,65	1,49	1,36	1,24	1,14	1,05								
Multi	0,50	3,14	2,75	2,44	2,18	1,96	1,77	1,61	1,48	1,35	1,25	1,16	1,07						
Single	0,70	7,21	5,96	5,01	4,27	3,68	3,20	2,82	2,50	2,23	2,00	1,80	1,64	1,46	1,28	1,12			
Double	0,70	4,63	4,03	3,54	3,13	2,80	2,51	2,27	2,06	1,88	1,73	1,59	1,47	1,36	1,26	1,18	1,10	1,03	
Multi	0,70	5,50	4,79	4,21	3,74	3,34	3,01	2,72	2,48	2,26	2,08	1,91	1,77	1,64	1,53	1,42	1,33	1,25	
Single	0,90	9,70	8,02	6,74	5,74	4,95	4,31	3,79	3,36	2,99	2,69	2,43	2,20	1,99	1,74	1,53	1,36	1,21	
Double	0,90	6,82	5,89	5,15	4,54	4,03	3,61	3,25	2,94	2,68	2,45	2,25	2,07	1,91	1,77	1,65	1,53	1,43	
Multi	0,90	8,13	7,04	6,17	5,45	4,85	4,35	3,92	3,55	3,24	2,96	2,72	2,51	2,32	2,15	2,00	1,87	1,75	

Tables calculated by the SCI to EN 1993-1-3 (Eurocode EC3)

Suction

L/200	Thickness (mm)	1,00	1,10	1,20	1,30	1,40	1,50	1,60	1,70	1,80	1,90	2,00	2,10	2,20	2,30	2,40	2,50	2,60	
Single	0,50	4,30	3,91	3,58	3,31	2,86	2,49	2,19	1,94	1,73	1,55	1,40	1,27	1,16	1,06				
Double	0,50	2,51	2,19	1,93	1,71	1,53	1,38	1,25	1,14	1,04									
Multi	0,50	2,96	2,59	2,29	2,04	1,83	1,65	1,50	1,36	1,25	1,15	1,06							
Single	0,70	8,07	6,67	5,61	4,78	4,12	3,59	3,15	2,79	2,49	2,24	2,02	1,83	1,67	1,53	1,35	1,19	1,06	
Double	0,70	4,39	3,81	3,34	2,95	2,63	2,35	2,12	1,93	1,76	1,61	1,48	1,36	1,26	1,17	1,09	1,02		
Multi	0,70	5,22	4,54	3,98	3,53	3,15	2,83	2,55	2,32	2,12	1,94	1,78	1,65	1,53	1,42	1,32	1,23	1,15	
Single	0,90	10,52	8,70	7,31	6,23	5,37	4,68	4,11	3,64	3,25	2,91	2,63	2,39	2,17	1,99	1,76	1,56	1,38	
Double	0,90	6,53	5,63	4,91	4,33	3,84	3,43	3,09	2,79	2,54	2,32	2,12	1,95	1,80	1,67	1,55	1,45	1,35	
Multi	0,90	7,80	6,75	5,90	5,20	4,62	4,14	3,73	3,37	3,07	2,81	2,58	2,37	2,19	2,03	1,89	1,76	1,65	

Tables calculated by the SCI to EN 1993-1-3 (Eurocode EC3)

Dimension details

Cover width	914 mm
Profile pitch	152 mm
Profile depth	38 mm
Crown width	19 mm
Valley width	82 mm
Rib width	70 mm
Web	46 mm
Overlap	15 mm (minimum)
Underlap	20 mm

Tolerance on all dimensions as per BS EN 508 – 2.

Single Skin Wall Profile

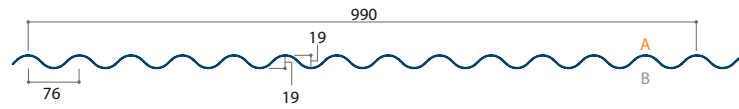
JIC 19.76.990 (13,5/3)

Production site Cardiff, United Kingdom.



Technical Information

Thickness (mm)	Weight (kg/m ²)
0,50	4,85
0,70	6,79
0,90	8,73



Span table

(Load/Span tables – working load UDL (kN/m²), Load factor (working load to ultimate) = 1.5)

Pressure

L/200	Thickness (mm)	1,00	1,10	1,20	1,30	1,40	1,50	1,60	1,70	1,80	1,90	2,00	2,10	2,20	2,30	2,40	2,50	2,60	
Single	0,50	2,23	1,68	1,29	1,02														
Double	0,50	2,68	2,21	1,86	1,58	1,36	1,10												
Multi	0,50	3,35	2,77	2,15	1,69	1,36	1,10												
Single	0,70	3,11	2,34	1,80	1,42	1,13													
Double	0,70	3,73	3,09	2,59	2,21	1,89	1,54	1,27	1,06										
Multi	0,70	4,67	3,86	3,00	2,36	1,89	1,54	1,27	1,06										
Single	0,90	3,94	2,96	2,28	1,79	1,44	1,17												
Double	0,90	4,73	3,91	3,28	2,80	2,39	1,95	1,60	1,34	1,13									
Multi	0,90	5,91	4,88	3,80	2,99	2,39	1,95	1,60	1,34	1,13									

Tables calculated by the SCI to EN 1993-1-3 (Eurocode EC3)

Suction

L/200	Thickness (mm)	1,00	1,10	1,20	1,30	1,40	1,50	1,60	1,70	1,80	1,90	2,00	2,10	2,20	2,30	2,40	2,50	2,60	
Single	0,50	2,23	1,68	1,29	1,02														
Double	0,50	2,68	2,21	1,86	1,58	1,36	1,10												
Multi	0,50	3,35	2,77	2,15	1,69	1,36	1,10												
Single	0,70	3,11	2,34	1,80	1,42	1,13													
Double	0,70	3,73	3,09	2,59	2,21	1,89	1,54	1,27	1,06										
Multi	0,70	4,67	3,86	3,00	2,36	1,89	1,54	1,27	1,06										
Single	0,90	3,94	2,96	2,28	1,79	1,44	1,17												
Double	0,90	4,73	3,91	3,28	2,80	2,39	1,95	1,60	1,34	1,13									
Multi	0,90	5,91	4,88	3,80	2,99	2,39	1,95	1,60	1,34	1,13									

Tables calculated by the SCI to EN 1993-1-3 (Eurocode EC3)

Dimension details


Cover width	990 mm
Profile pitch	76 mm
Profile depth	19 mm
Overlap	20 mm from top, dead centre
Underlap	57,5 mm from top, dead centre

Tolerance on all dimensions as per BS EN 508 – 2.

Single Skin Wall Profile

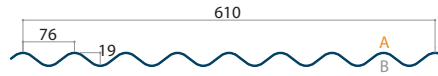
JIC 19.76.610 (8/3)

Production site Cardiff, United Kingdom.



Technical Information

Thickness (mm)	Weight (kg/m ²)
0,50	7,49



Characteristics

Length	Standard from 1,00 m to 13,60 m
Steel quality	S320GD
Finish	Depending on coating and colour
Accessories	Clearlights, flashings, fixings, sealants, ...

Technical possibilities

Convex curving on natural curve 65 m
Convex curving on crimp curve not possible

Reference standards


Galvanised steel	EN 10346
Precoated steel	EN 10169
Tolerances	EN 10143
Tests/calculations	EN 1990
	EN 1991-6
	EN 1993-1-3
	EN 1993-1-5

Calculations according to Eurocode, however additional checks such as fixings are required.

Single Skin Wall Profile

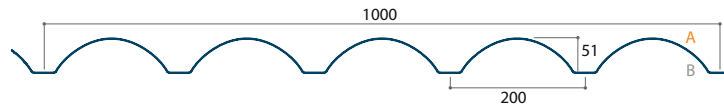
JIC 50.167.1000 (50/1000C)

Production site Cardiff, United Kingdom.



Technical Information

Thickness (mm)	Weight (kg/m ²)
0,70	6,75



Span table (Load/Span tables – working load UDL (kN/m²), Load factor (working load to ultimate) = 1.5)

↓ ↓ Pressure

L/200	Thickness (mm)	1,00	1,10	1,20	1,30	1,40	1,50	1,60	1,70	1,80	1,90	2,00	2,10	2,20	2,30	2,40	2,50	2,60
Single	0,70	6,69	6,08	5,57	5,15	4,78	4,46	4,09	3,62	3,23	2,90	2,62	2,37	2,16	1,98	1,82	1,68	1,55
Double	0,70	4,34	3,82	3,38	3,02	2,72	2,46	2,24	2,05	1,88	1,74	1,61	1,49	1,39	1,30	1,21	1,14	1,07
Multi	0,70	5,10	4,49	3,99	3,57	3,22	2,92	2,66	2,44	2,24	2,07	1,92	1,78	1,66	1,55	1,45	1,37	1,28

Tables calculated by the SCI to EN 1993-1-3 (Eurocode EC3)

↑ ↑ Suction

L/200	Thickness (mm)	1,00	1,10	1,20	1,30	1,40	1,50	1,60	1,70	1,80	1,90	2,00	2,10	2,20	2,30	2,40	2,50	2,60
Single	0,70	6,69	6,08	5,57	5,15	4,78	4,41	3,87	3,43	3,06	2,75	2,48	2,25	2,05	1,87	1,72	1,59	1,47
Double	0,70	4,43	3,89	3,46	3,09	2,79	2,52	2,30	2,11	1,94	1,79	1,65	1,54	1,43	1,34	1,25	1,17	1,10
Multi	0,70	5,19	4,57	4,07	3,65	3,29	2,99	2,73	2,50	2,30	2,12	1,97	1,83	1,71	1,60	1,50	1,41	1,32

Tables calculated by the SCI to EN 1993-1-3 (Eurocode EC3)

Dimension details

Cover width	1000 mm
Profile pitch	200 mm
Profile depth	50 mm
Valley depth	33 mm
Rib width	167 mm
Overlap	15 mm
Underlap	29 mm (minimum)

Tolerance on all dimensions as per BS EN 508 – 2.

Single Skin Wall Profile

JI 45.333.1000

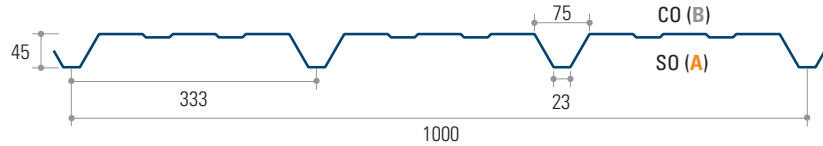
Production site Zvezele, Belgium.

The JI 45.333.1000 is a trapezoidal metal single skin profile which can be used for external wall application for built-up systems or single skin cladding. The fixings are applied in the bottom of the crowns.



Technical Information

Thickness (mm)	Weight (kg/m ²)
0,50	4,79
0,60	5,75
0,70	6,70



Span table (The span table provides the ultimate load divided by 1.5 based on a deflection of L/150)

Pressure

Span (m)	Thickness (mm)	1,00	1,20	1,40	1,60	1,80	2,00	2,20	2,40	2,60	2,80	3,00
Single	0,50	3,29	2,74	2,35	2,05	1,78	1,32					
	0,60	4,81	4,01	3,44	2,93	2,26	1,65	1,24				
	0,70	6,59	5,49	4,70	3,63	2,73	1,99	1,50	1,15			
Double	0,50	3,09	2,35	1,86	1,51	1,25	1,05					
	0,60	4,48	3,41	2,69	2,18	1,80	1,52	1,30	1,12			
	0,70	6,09	4,64	3,66	2,96	2,45	2,07	1,76	1,52	1,33	1,17	1,03
Multi	0,50	3,29	2,74	2,23	1,82	1,51	1,27	1,09				
	0,60	4,81	4,01	3,24	2,63	2,18	1,84	1,55	1,30	1,11		
	0,70	6,59	5,49	4,40	3,58	2,87	2,33	1,92	1,62	1,38	1,19	1,03

Suction

Span (m)	Thickness (mm)	1,00	1,20	1,40	1,60	1,80	2,00	2,20	2,40	2,60	2,80	3,00
Single	0,50	3,29	2,70	1,98	1,52	1,20						
	0,60	4,81	3,88	2,85	2,18	1,72	1,40	1,15				
	0,70	6,59	5,27	3,87	2,96	2,34	1,90	1,57	1,26			
Double	0,50	3,06	2,55	2,18	1,89	1,70	1,44	1,19	1,00			
	0,60	4,46	3,72	3,19	2,79	2,32	1,88	1,55	1,30	1,11		
	0,70	6,08	5,07	4,34	3,63	2,87	2,33	1,92	1,62	1,38	1,19	1,03
Multi	0,50	3,47	2,90	2,48	2,17	1,87	1,52	1,25	1,05			
	0,60	5,07	4,22	3,62	3,17	2,69	2,18	1,80	1,52	1,29	1,11	
	0,70	6,91	5,76	4,94	4,32	3,59	2,91	2,40	2,02	1,72	1,48	1,24

Characteristics

Length	Standard from 1,00 m to 13,60 m
Steel quality	S320GD
Finish	Depending on coating and colour
Accessories	Clearlights, flashings, fixings, sealants, ...

Technical possibilities

Convex curving on natural curve 75 m
Convex curving on crimp curve not possible

Reference standards

Galvanised steel	EN 10346
Precoated steel	EN 10169
Tolerances	EN 10143
Tests/calculations	EN 1990
	EN 1991-6
	EN 1993-1-3
	EN 1993-1-5


Calculations according to Eurocode, however additional checks such as fixings are required.

Single Skin Wall Profile

JI 33.250.1000

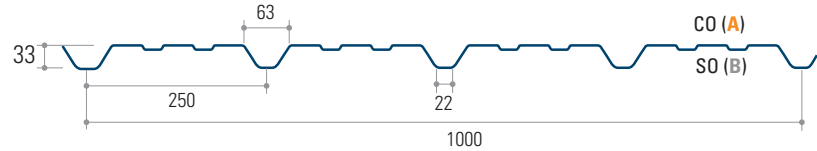
Production site Zvezele, Belgium.

The JI 33.250.1000 is a trapezoidal metal single skin profile which can be used for external wall application for built-up systems or single skin cladding. The fixings are applied in the bottom of the crowns.



Technical Information

Thickness (mm)	Weight (kg/m ²)
0,50	4,79
0,60	5,75
0,70	6,70



Span table (The span table provides the ultimate load divided by 1.5 based on a deflection of L/150)

Pressure

Span (m)	Thickness (mm)	1,00	1,20	1,40	1,60	1,80	2,00	2,20	2,40	2,60	2,80	3,00
Single	0,50	3,80	3,14	2,31	1,57	1,10						
	0,60	5,67	4,08	2,92	1,96	1,38	1,00					
	0,70	7,28	5,06	3,52	2,36	1,66	1,21					
Double	0,50	3,30	2,49	1,95	1,57	1,30	1,09					
	0,60	4,71	3,54	2,76	2,21	1,81	1,47	1,21	1,02			
	0,70	6,11	4,56	3,53	2,82	2,25	1,82	1,50	1,26	1,08		
Multi	0,50	3,80	3,01	2,31	1,77	1,40	1,13					
	0,60	5,67	4,08	3,00	2,30	1,81	1,47	1,21	1,02			
	0,70	7,28	5,06	3,72	2,84	2,25	2,82	1,50	1,27	1,06		

Suction

Span (m)	Thickness (mm)	1,00	1,20	1,40	1,60	1,80	2,00	2,20	2,40	2,60	2,80	3,00
Single	0,50	3,75	2,60	1,91	1,47	1,16						
	0,60	5,07	3,52	2,59	1,98	1,46	1,06					
	0,70	6,16	4,28	3,14	2,41	1,72	1,25					
Double	0,50	4,53	3,14	2,31	1,77	1,40	1,13					
	0,60	5,88	4,08	3,00	2,30	1,81	1,47	1,21	1,02			
	0,70	7,28	5,06	3,72	2,84	2,25	1,82	1,50	1,26	1,08		
Multi	0,50	5,56	3,93	2,89	2,21	1,75	1,41	1,17				
	0,60	7,35	5,10	3,75	2,87	2,27	1,84	1,52	1,18			
	0,70	9,10	6,32	4,64	3,56	2,81	2,28	1,81	1,39	1,10		

Characteristics

Length	Standard from 1,00 m to 13,60 m
Steel quality	S320GD
Finish	Depending on coating and colour
Accessories	Clearlights, flashings, fixings, sealants, ...

Technical possibilities

Convex curving on natural curve 75 m
Convex curving on crimp curve not possible

Reference standards

Galvanised steel	EN 10346
Precoated steel	EN 10169
Tolerances	EN 10143
Tests/calculations	EN 1990
	EN 1991-6
	EN 1993-1-3
	EN 1993-1-5


Calculations according to Eurocode, however additional checks such as fixings are required.

Single Skin Wall Profile

JI 46.150.900

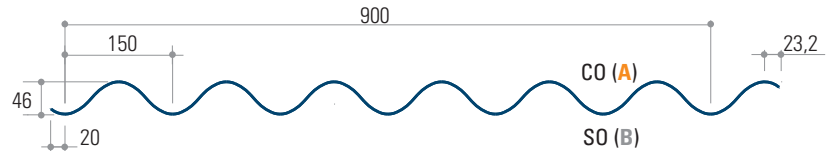
Production site Zvevezele, Belgium.

The JI 46.150.1000 is a sinusoidal metal single skin profile which can be used for external wall application for built-up systems or single skin cladding.



Technical Information

Thickness (mm)	Weight (kg/m ²)
0,50	7,49



Span table (The span table provides the ultimate load divided by 1.5 based on a deflection of L/150)

Pressure

Span (m)	Thickness (mm)	1,00	1,20	1,40	1,60	1,80	2,00	2,20	2,40	2,60	2,80	3,00
Single	0,70	24,32	13,84	8,57	5,65	3,90	2,79	2,06	1,56	1,20		
Double	0,70	10,36	7,33	5,49	4,28	3,44	2,84	2,39	2,04	1,77	1,55	1,37
Multi	0,70	10,36	7,33	5,49	4,28	3,44	2,84	2,39	2,04	1,77	1,55	1,37

Suction

Span (m)	Thickness (mm)	1,00	1,20	1,40	1,60	1,80	2,00	2,20	2,40	2,60	2,80	3,00
Single	0,70	5,00	4,83	4,55	3,81	2,91	2,30	1,86	1,53	1,28	1,09	
Double	0,70	11,82	9,15	7,41	5,82	4,56	3,67	3,02	2,53	2,15	1,84	1,60
Multi	0,70	11,82	9,15	7,41	5,82	4,56	3,67	3,02	2,53	2,15	1,84	1,60

Characteristics

Length	Standard from 1,00 m to 13,60 m
Steel quality	S320GD
Finish	Depending on coating and colour
Accessories	Clearlights, flashings, fixings, sealants, ...

Technical possibilities

Convex curving on natural curve 65 m
Convex curving on crimp curve not possible



Reference standards

Galvanised steel	EN 10346
Precoated steel	EN 10169
Tolerances	EN 10143
Tests/calculations	EN 1990
	EN 1991-6
	EN 1993-1-3
	EN 1993-1-5

Calculations according to Eurocode, however additional checks such as fixings are required.

Flashings

For more information and details about our flashings & accessories, please contact us.



Rooflight (Glass Reinforced Plastic - Polyester - Polycarbonate)

For more information and details about our rooflights & accessories, please contact us.





Jl 18.76.988




Jl 25.115.1035



Jl 45.333.1000 in combination with rooflights.




Jl 45.333.1000 with Aquafix drip stop.



Jl 25.267.1070 Perforated



Jl 46.150.900



Sealants



Jl 33.250.1000



Jl 45.333.1000 used in agricultural sector.





Joris Ide Ltd.

A9, Elmbridge Court, Gloucester GL3 1JZ, United Kingdom
T. +44 (0)1452 412 069 F. +44 (0)1452 358 025 sales@joriside.co.uk

Joris Ide nv/sa

Hille 174, B-8750 Zwevezele, België
T. +32 (0) 51 61 07 77 F. +32 (0) 51 61 07 79 info@joriside.be

