


JOHNSON·TILES

Intro Collection

Ceramic and Porcelain

Wall and Floor Tiles



About us...

With over 100 years' experience, **Johnson Tiles** has a long history of market leadership. With a dedicated in-house design team and UK based production facility, **Johnson Tiles** continues to deliver distinctive new products for both the wall and floor, servicing contract and retail markets globally. All of which is underpinned by their award winning quality and environmental system.

Our facts...

- Manufacturing tiles in Stoke on Trent since 1901.
- The largest manufacturer and importer of ceramic and porcelain tiles in the UK.
- Manufacture circa 5.5 million square metres per annum.
- Source and import circa 3 million square metres per annum.
- In-house design and development team.
- Award winning environmental systems.
- Product portfolio covering all sectors and price points.

To learn more about us, go to - www.johnson-tiles.com/about

Our environment...

- At Johnson Tiles we have a fully integrated approach with pioneering environmental initiatives.
- Every aspect of our business, from water and lighting to heat and even pallets and packaging, is subject to this strict environmental policy.
- Our suppliers are also included within the policy, and must demonstrate their own sound environmental practices, in order to secure our business.
- All ceramic tiles, manufactured by Johnson Tiles at our Stoke on Trent factory, now contain up to 12% recycled ceramic material from our fired ceramic waste recycling scheme.

To view our full policy, go to - www.johnson-tiles.com/about/environment

Our support...

- Sample delivery within 24 hours.
- Continuing professional development (CPD) presentations.
- NBS specification service.
- Cleaning and maintenance guidelines.
- HSE slip resistant guidelines.
- Bill of quantity service installation advice.
- COSHH and data sheets.
- A dedicated helpline for technical enquiries - 01782 524111.

To view our full support area, go to - www.johnson-tiles.com/technical-support-area

Alternative Collections...

If you could not find exactly what you were looking for in this collection, why not take a look at the **Select Collection**, this is a design-led collection of wall and floor tiles. Perfect for both modern and traditional interiors.


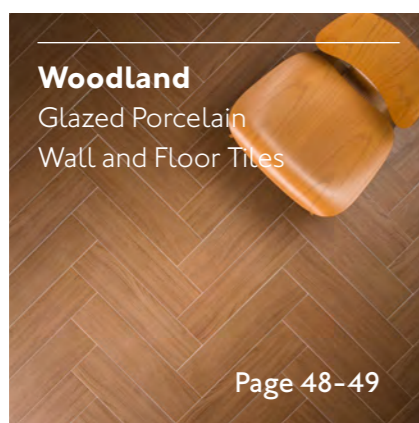
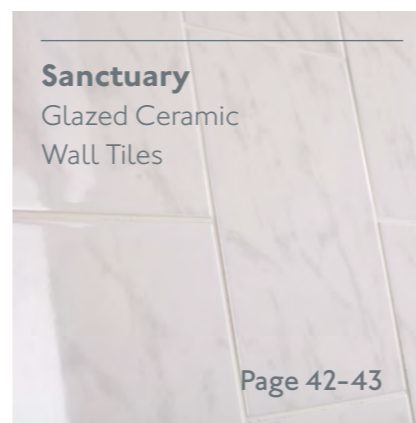
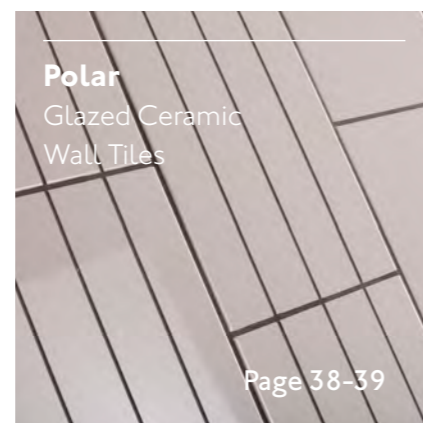

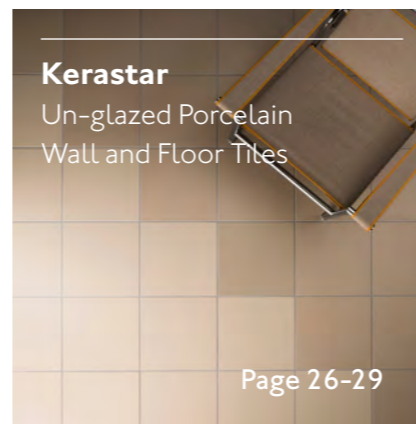
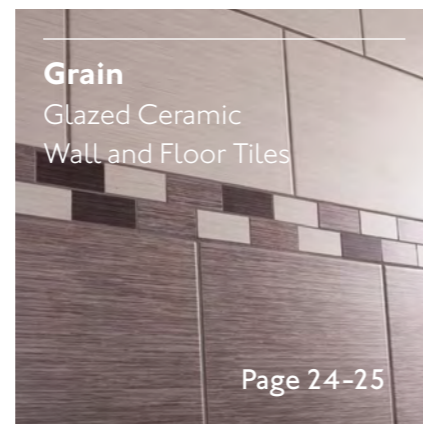
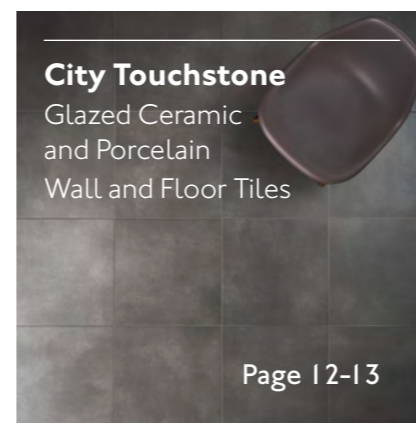
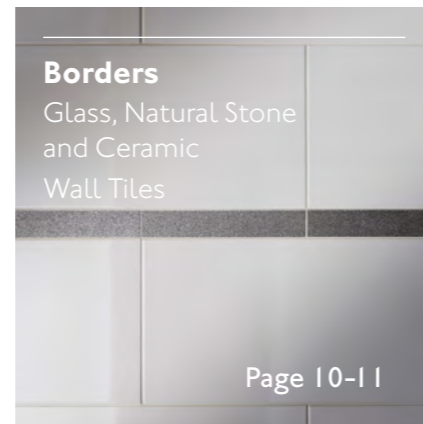
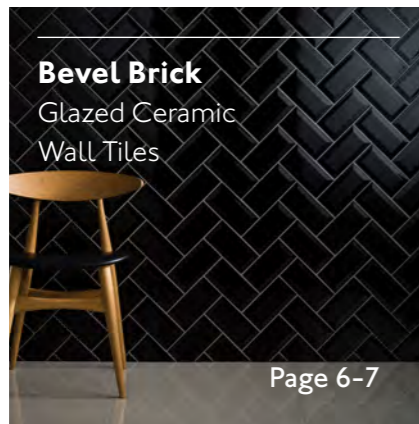
Or alternatively, we have the **Absolute Collection**, this is a leading edge collection of contemporary tiles for both the wall and floor. Explore texture, colour and scale in both ceramic and high performance porcelain.



Intro Collection, a collection of high quality wall and floor tiles. Choose from both ceramic and porcelain. The **Intro Collection** offers a stylish yet affordable product range, covering both contemporary and traditional design styles. **The full range is available from stock.**

Intro Collection, a collection of high quality wall and floor tiles - available ranges...

To learn more about these or any of our other ranges, simply go to - www.johnson-tiles.com



Feel free to **click** on any of the range tiles to be taken directly to their range pages...

Bevel Brick is available in **one** bold and impactful size.

[Click here](#) to be taken to **Bevel Brick** on our website...

Size



200 x 100mm


Availability - 200 x 100mm

- BVBR1A White Gloss
- BVBR2A Cream Gloss
- BVBR3A Black Gloss
- BVBR4A Red Gloss

Thickness

All tiles in this range are 7.5mm thick.

Four colours offering a contemporary palette.



White



Cream



Red




Black

One finish

Example below is not to scale but has been enlarged to show detail:



Gloss



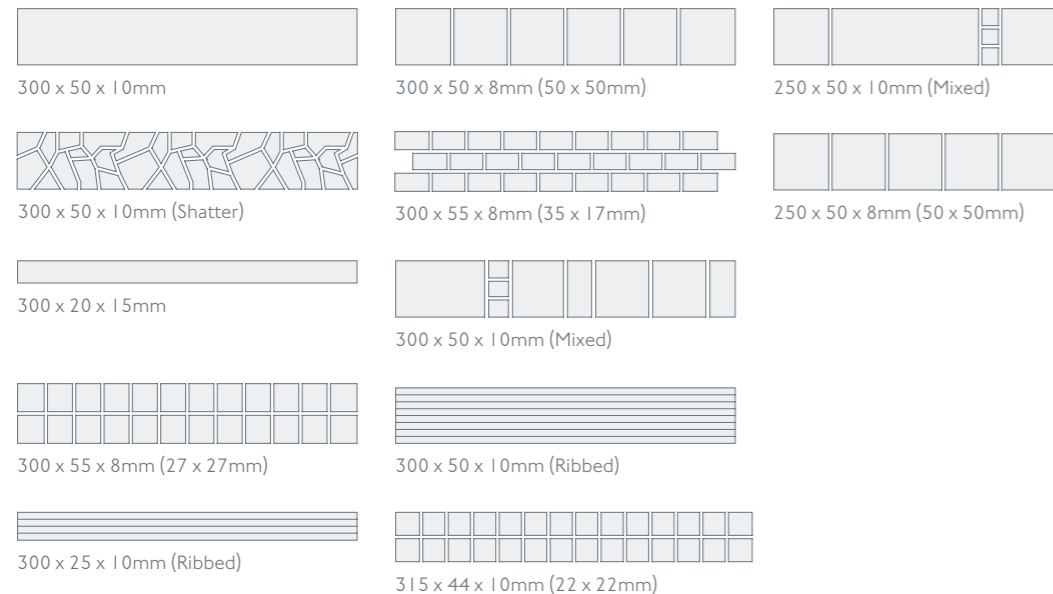
Bevel Brick Red



Borders are available in **six sizes**, perfectly designed for easy installation.

[Click here](#) to be taken to **Borders** on our website...

Size




Three finishes combine form and function.

Examples below are not to scale but have been enlarged to show detail:



Gloss



Matt



Mixed

Sixteen colours offering a neutral and contemporary palette.



Caliza



Vitrose Coral



Vitrose Blue



Vitrose Damson



Vitrose Seaspray



Allegra



Natural Spa



Shatter

Availability - 300 x 50 x 10mm

STAR1B Stardust Matt

Availability - 300 x 55 x 8mm (35 x 17mm)

NSPA1B Natural Spa Matt

Availability - 300 x 55 x 8mm (27 x 27mm)

ALEG1B Allegra Matt

TPAZ2B Topaz Gloss

TURQ4B Turquoise Gloss

Availability - 315 x 44 x 10mm (22 x 22mm)

CLZA1B Caliza Matt

Availability - 300 x 50 x 10mm (Shatter)

SHTR1B Shatter Matt

Availability - 300 x 20 x 15mm

PLTO3B Platino Matt



Tamara



Topaz



Turquoise



Glide




Stardust



Platino



Aqualite



Kalico

Availability - 300 x 50 x 8mm (50 x 50mm)

VTO13B Vitrose Coral Gloss

VTO15B Vitrose Blue Gloss

VTO16B Vitrose Damson Gloss

VTO17B Vitrose Seaspray Gloss

Availability - 300 x 50 x 10mm (Ribbed)

GLI1B Glide Gloss

Availability - 250 x 50 x 10mm (Mixed)

KALI1B Kalico Mixed

Availability - 300 x 50 x 10mm (Mixed)

TAMA1B Tamara Mixed

Availability - 300 x 25 x 10mm (Ribbed)

GLI2B Glide Gloss


Availability - 250 x 50 x 8mm (50 x 50mm)

AQLT3B Aqualite Gloss


City Touchstone includes **two sizes**, perfectly designed for easy installation.

[Click here](#) to be taken to **City Touchstone** on our website...

Size



360 x 275mm -
Wall tiles only



450 x 450mm

Availability - 360 x 275mm


CTO1A Stone White Matt
CTO2A Soft Pebble Matt
CTO3A Sand Dune Matt
CTO4A Natural Slate Matt
CTO5A Greystone Matt
CTO6A Blackrock Matt

Availability - 450 x 450mm

CTO1F Stone White Matt
CTO2F Soft Pebble Matt
CTO3F Sand Dune Matt
CTO4F Natural Slate Matt
CTO5F Greystone Matt
CTO6F Blackrock Matt

One finish

Example below is not to scale but has been enlarged to show detail:



Matt

Thickness

360 x 275mm tiles in this range are 9mm thick; all 450 x 450mm tiles in this range are 9.8mm thick.

Six colours offering a neutral and contemporary palette.



Stone White PEI IV



Soft Pebble PEI III



Sand Dune PEI III



Greystone PEI II



Natural Slate PEI II



Blackrock PEI I



City Touchstone Greystone



Cristal is available in **one** bold and impactful size.

[Click here](#) to be taken to **Cristal** on our website...

Size



150 x 150mm

Availability - 150 x 150mm

CRWHIT White Gloss

CBWHIT White Bumpy Gloss

CBCREM Cream Bumpy Gloss

CRWH1B Grey Stripe Border Gloss

CRWH1I Grey Stripe Inset Gloss

CRWH2B Beige Stripe Border Gloss

CRWH2I Beige Stripe Inset Gloss

CRWH3B Blue Stripe Border Gloss

CRWH3I Blue Stripe Inset Gloss

Thickness


All tiles in this range are 5.5mm thick.

NB


All Stripe Borders and Insets are only available on flat White Gloss.

Two finishes combine form and function.

Examples below are not to scale but have been enlarged to show detail:




Gloss



Bumpy Gloss

Five colours offering a neutral and contemporary palette.



White



Cream



Beige Stripe Border



Beige Stripe Inset



Blue Stripe Border



Blue Stripe Inset



Grey Stripe Border




Grey Stripe Inset


Formations is available in **one** bold and impactful size, with **two** scored options.

[Click here](#) to be taken to **Formations** on our website...


Size



300 x 200mm



300 x 200mm
Scored One Way



300 x 200mm
Scored Two Ways

Thickness

All tiles in this range are 9mm thick.

Availability - 300 x 200mm

SHLEIA Shale Matt
DOLOIA Dolomite Matt
BSLTIA Basalt Matt

SHLEIE Shale Scored One Way Matt
DOLOIE Dolomite Scored One Way Matt
BSLTIE Basalt Scored One Way Matt

SHLEIF Shale Scored Two Ways Matt
DOLOIF Dolomite Scored Two Ways Matt
BSLTIF Basalt Scored Two Ways Matt

One finish

Example below is not to scale but has been enlarged to show detail:



Matt


Three colours offering a neutral and contemporary palette.




Shale



Dolomite



Basalt




Formations Dolomite and Dolomite Scored Two Ways



Gallery is available in **one** bold and impactful size.

[Click here](#) to be taken to **Gallery** on our website...

Size



316 x 316mm

Availability - 316 x 316mm


GALL1F White Gloss

GALL2F Black Gloss

Thickness


All tiles in this range are 8mm thick.

Two colours offering a monochrome palette.



White

PEI IV




Black


PEI I

One finish

Example below is not to scale but has been enlarged to show detail:



Gloss




Gallery White


Grain includes **two sizes**, perfectly designed for easy installation.

[Click here](#) to be taken to **Grain** on our website...

Size



300 x 200mm -
Wall tile only



316 x 316mm

Availability - 300 x 200mm

GRIN1A Ash Matt
GRIN2A Driftwood Matt
GRIN3A Mahogany Matt

Availability - 316 x 316mm


GRIN1F Ash Matt
GRIN2F Driftwood Matt
GRIN3F Mahogany Matt

Borders



300 x 58mm
Interlocking Border

GRIN1B (Ash, Driftwood
and Mahogany Mix)




300 x 58mm
Square Border

GRIN2B (Ash, Driftwood
and Mahogany Mix)

One finish

Example below is not to scale but has been enlarged to show detail:



Matt

Thickness

All 300 x 200mm and Border tiles in this range are 9mm thick; all 316 x 316mm tiles in this range are 8mm thick.

Three colours offering a neutral and contemporary palette.



Ash

PEI IV




Driftwood

PEI II



Mahogany

PEI I




Grain Ash, Driftwood and Interlocking Border

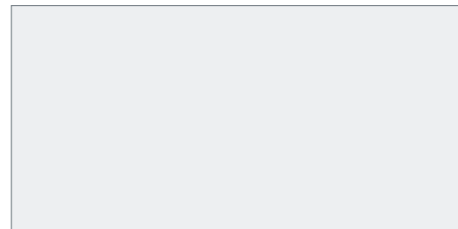
Kerastar is available in **four sizes**, perfectly designed for seamless installation.

[Click here](#) to be taken to **Kerastar** on our website...

Size




600 x 600mm



900 x 450mm



200 x 200mm



300 x 300mm

Availability - 200 x 200mm

KER503 String Natural
KER506 Clay Natural
KER507 Shadow Natural
KER509 Hail Natural
KER515 Graphite Natural
KER517 Granite Natural

KER509 Hail Diamond
KER515 Graphite Diamond
KER517 Granite Diamond

KER509 Hail Discface
KER515 Graphite Discface
KER517 Granite Discface

KER509 Hail Rocktop
KER515 Graphite Rocktop
KER517 Granite Rocktop

Availability - 300 x 300mm

KER501 Chalk Natural
KER502 Linen Natural
KER503 String Natural
KER504 Mud Natural
KER505 Putty Natural
KER506 Clay Natural
KER507 Shadow Natural
KER508 Night Natural
KER509 Hail Natural
KER510 Biscuit Natural
KER511 Cord Natural
KER512 Fawn Natural
KER514 Pumice Natural
KER515 Graphite Natural
KER516 Night Sky Natural
KER517 Granite Natural

KER509 Hail Rocktop
KER515 Graphite Rocktop
KER517 Granite Rocktop

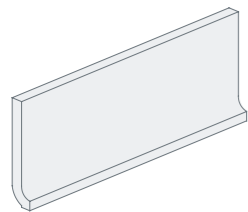
Availability - 600 x 600mm

KER503 String Natural
KER506 Clay Natural
KER507 Shadow Natural


Availability - 900 x 450mm

KER503 String Natural
KER506 Clay Natural
KER507 Shadow Natural

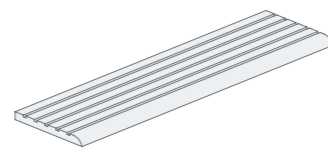
Fittings



200 x 100 x 8mm Cove.
Available in all 200 x 200mm colours.



300 x 100 x 8mm Batiscopa.
Available in all Kerastar colours.



300 x 100 x 8.3mm Step tread.
Available in KER503 String,
KER506 Clay and KER507 Shadow.



100 x 30 x 8mm
Cove Internal.
Available in all
200 x 200mm colours.




100 x 30 x 8mm
Cove External.
Available in all
200 x 200mm colours.

Thickness

All tiles in this range are 8.3mm thick except 600 x 600mm which is 10.5mm thick and 900 x 450mm which is 10.2mm thick.

Four finishes combine form and function.

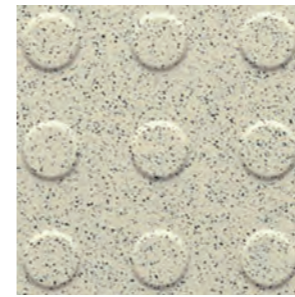
Examples below are not to scale but have been enlarged to show detail:



Natural




Diamond



Discface




Rocktop



Kerastar String Natural

Please turn over to view
Kerastar colours...


Sixteen colours offering a neutral and contemporary palette.




Chalk




Hail




Linen



Shadow



Graphite



Night




Biscuit



String



Cord



Night Sky




Putty




Pumice



Clay



Granite



Mud



Fawn



Kerastar Cord and Linen Natural




Kitchen Stones is available in **two sizes**, perfectly designed for seamless installation.

[Click here](#) to be taken to **Kitchen Stones** on our website...

Size



100 x 100mm



200 x 100mm

Availability - 100 x 100mm

- SHLE3A Shale Matt
- CALY1A Steel Matt
- CALY2A Stone Matt
- CALY3A Copper Matt
- OLDT1A Old Tuscan Matt
- MOCH1A Mocha Matt


Availability - 200 x 100mm

- WWSH1A Whitewash Matt
- SHLE2A Shale Matt
- OLDT2A Old Tuscan Matt
- MOCH2A Mocha Matt

Thickness

All tiles in this range are 6.5mm thick except WWSH1A which is 8mm thick.

Seven colours offering a neutral and contemporary palette.




Whitewash



Shale



Steel



Stone



Old Tuscan



Copper



Mocha

One finish

Example below is not to scale but has been enlarged to show detail:




Matt

Lagos is available in **one** bold and impactful size.

[Click here](#) to be taken to **Lagos** on our website...

Size



330 x 330mm

Availability - 330 x 330mm

- LAGO1F Dark Grey Matt
- LAGO2F Black Matt
- LAGO3F Light Grey Matt
- LAGO4F White Matt
- LAGO5F Beige Matt

Thickness

All tiles in this range are 8.5mm thick.

Five colours offering a neutral and contemporary palette.



White

PEI IV



Beige

PEI III




Light Grey

PEI II



Dark Grey

PEI I




Black

PEI I

One finish

Example below is not to scale but has been enlarged to show detail:



Matt



Lagos Black

Micros is available in **one** bold and impactful size.

[Click here](#) to be taken to **Micros** on our website...

Size



150 x 150mm


Availability - 150 x 150mm

- PRG1 White Gloss
- PRG6 Black Gloss
- PRG11 Shark Gloss
- PRG20 Magnolia Gloss
- PRM57 White/Shark Gloss
- PRM60 Magnolia/Redwood Gloss

Thickness

All tiles in this range are 6.5mm thick.


Six colours offering a neutral and contemporary palette.



White



Magnolia



Shark



Black




White/Shark



Magnolia/Redwood

One finish

Example below is not to scale but has been enlarged to show detail:



Gloss

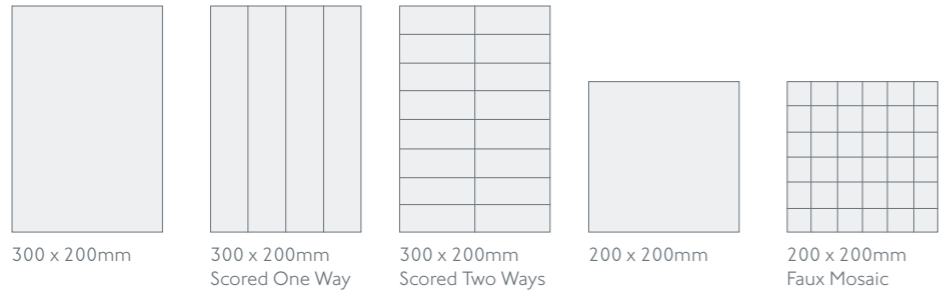


Micros White/Shark

Polar is available in **two sizes**, perfectly designed for seamless installation.

[Click here](#) to be taken to **Polar** on our website...

Size



Availability - 300 x 200mm

PURE1A White Gloss
CLAS1A White Satin
ALPN1A White Bumpy Gloss

PURE1E White Scored One Way Gloss
CLAS1E White Scored One Way Satin

PURE1F White Scored Two Ways Gloss

Availability - 200 x 200mm

PRG1 White Gloss
PRS12 White Satin
ALPN1A White Bumpy Gloss


URB1A Urban Faux Mosaic Gloss

Thickness


All 300 x 200mm tiles in this range are 9mm thick; all 200 x 200mm tiles are 6.5mm thick.

Three finishes combine form and function.

Examples below are not to scale but have been enlarged to show detail:



Gloss




Satin



Bumpy Gloss

Two colours offering a neutral and contemporary palette.



White



Urban




Polar Urban



Sanctuary is available in **one** bold and impactful size.

[Click here](#) to be taken to **Sanctuary** on our website...

Size



300 x 200mm

Availability - 300 x 200mm

- CTBC1A Bianco Carrara Gloss
- CTBC2A Bianco Carrara Satin
- MLOCKA Matlock Gloss
- MLOCKS Matlock Satin
- HORI01 Horizon Gloss
- BXTONA Buxton Satin
- BATH1A Bath Gloss
- BATH2A Bath Satin

Thickness

All tiles in this range are 9mm thick.

Five colours offering a neutral and contemporary palette.




Bianco Carrara




Matlock



Horizon



Buxton



Bath

Two finishes combine form and function.

Examples below are not to scale but have been enlarged to show detail:



Gloss



Satin




Sanctuary Horizon

Tundra is available in **one** bold and impactful size.

[Click here](#) to be taken to **Tundra** on our website...

Size



360 x 275mm


Availability - 400 x 300mm

- TUND1A White Gloss
- TUND2A White Satin
- POLY1A White Satin Polygon

Thickness

All tiles in this range are 9mm thick.


One colour




White

Three finishes combine form and function.

Examples below are not to scale but have been enlarged to show detail:



Gloss



Satin



Satin Polygon




Tundra White Satin Polygon

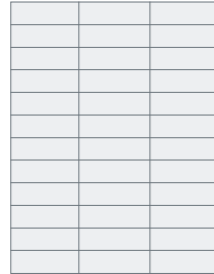
Urbanique is available in **one** bold and impactful size, with **one** scored option.

[Click here](#) to be taken to **Urbanique** on our website...

Size



360 x 275mm



360 x 275mm
Scored Two Ways

Thickness

All tiles in this range are 9mm thick.


Availability - 360 x 275mm

URBN1A Stone Matt
URBN2A Honey Matt
URBN3A Mink Matt

URBN1S Stone Scored Two Ways Matt
URBN2S Honey Scored Two Ways Matt
URBN3S Mink Scored Two Ways Matt

One finish

Example below is not to scale but has been enlarged to show detail:



Matt

Three colours offering a neutral and contemporary palette.




Stone



Honey



Mink




Urbanique Stone and Stone Scored Two Ways

Woodland is available in **one** bold and impactful size.

[Click here](#) to be taken to **Woodland** on our website...

Size



600 x 150mm

Availability - 600 x 150mm

- WDL1F Ebony Natural
- WDL2F Elm Natural
- WDL3F Ash Natural
- WDL4F Pine Natural
- WDL5F Oak Natural
- WDL6F Walnut Natural

Thickness

All tiles in this range are 9mm thick.

Six colours offering a neutral and contemporary palette.




Ash PEI II




Elm PEI II



Ebony PEI I



Pine PEI II




Oak PEI II




Walnut PEI I

One finish

Examples below are not to scale but have been enlarged to show detail:



Matt




Woodland Oak




Fixing techniques...

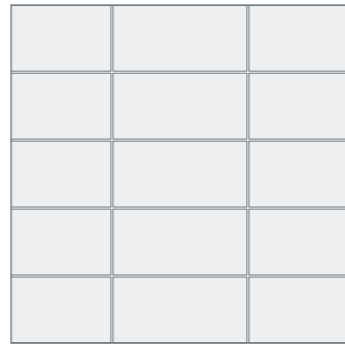
All of the tiles within this brochure can be **fixed** using many different **techniques**. Below are a selection of the most popular ways to fix both **wall** and **floor tiles**.




Square block




Square block 45°




Horizontal block




Vertical block




Horizontal 1/2 brick




Vertical 1/2 brick




Horizontal 1/3 brick




Vertical 1/3 brick




Herringbone



Basketweave



Horizontal border



Vertical border

Floor tile suitability...

Abrasion resistance of glazed floor tiles (PEI)

This approximate classification is given for guidance only. It should not be taken to provide accurate product specifications for specific requirements.

PEI I

Floor coverings in areas that are walked on essentially with soft soled footwear or bare feet without scratching dirt (for example residential bathrooms or bedrooms without direct access from the outside).

PEI II

Floor coverings in areas that are walked on by soft soled or normal footwear with, at most, the occasional small amounts of scratching dirt (for example rooms in living areas of homes but with the exception of kitchens, entrances and other rooms which may have a lot of traffic). This does not apply to abnormal footwear; for example hobnailed boots.

PEI III

Floor coverings in areas that, with normal footwear, are walked on more often with small amounts of scratching dirt (for example residential kitchens, halls and corridors). This does not apply to abnormal footwear; for example hobnailed boots.

PEI IV

Floor coverings that are walked on by regular traffic with some scratching dirt so that the conditions are more severe than Class III (for example conservatories).

PEI V

Floor coverings that are subject to severe pedestrian traffic over sustained periods with some scratching dirt, so that the conditions are the most severe for which glazed floor tiles may be suitable (for example public areas such as restaurant floors, office internal walkways and reception areas).

This classification is valid for the given applications in normal conditions. Consideration should be given to footwear, type of traffic and cleaning methods expected and the floors should be adequately protected against scratching dirt at the entrance to the buildings by interposing footwear cleaning devices.

PEI test results

Range	Code	Colour	PEI
City Touchstone	CTO1F	Stone White	IV
City Touchstone	CTO2F	Soft Pebble	III
City Touchstone	CTO3F	Sand Dune	III
City Touchstone	CTO4F	Natural Slate	II
City Touchstone	CTO5F	Greystone	II
City Touchstone	CTO6F	Blackrock	I
Gallery	GALL1F	White	IV
Gallery	GALL2F	Black	I
Grain	GRIN1F	Ash	IV
Grain	GRIN2F	Driftwood	II
Grain	GRIN3F	Mahogany	I
Lagos	LAGO1F	Dark Grey	I
Lagos	LAGO2F	Black	I
Lagos	LAGO3F	Light Grey	II
Lagos	LAGO4F	White	IV
Lagos	LAGO5F	Beige	III
Woodland	WDL1F	Ebony	I
Woodland	WDL2F	Elm	II
Woodland	WDL3F	Ash	II
Woodland	WDL4F	Pine	II
Woodland	WDL5F	Oak	II
Woodland	WDL6F	Walnut	I

Technical information...

Wall tiles

Some wall tile glazes, particularly the more specialised effects used to create surface features and strong colours, are subject to crazing. This aspect is an inherent characteristic of the glazes and may occur after fixing but will not affect the performance of the tiles. Where round edge and bullnose tiles are used, tile trims are not required.

Non-spacer tiles should be spaced using regularly available spacer pegs. It is recommended that proprietary tile edging trims are used for all external corners and exposed edges.

Floor tiles

Slight variation in overall size and shade of floor tiles occurs during the manufacturing process. Where possible, sufficient tiles for the area to be covered should be obtained in one consignment to ensure that a supply of compatible sizes and shades are received.

Floor tiles manufactured by Johnson Tiles are for internal use only and are generally suitable for light commercial and domestic applications (e.g. bathrooms, cloakrooms and en-suites).

Only porcelain floor tiles may be suitable for certain external situations. Please check the suitability before installing any floor tiles in areas subject to frost.

The correct floor tile adhesive and grout suitable for the installation must be used.

Tiles within this brochure have been labelled as wall or floor tiles as a guide only. When considering flooring usage in kitchens, hallways and conservatories, the PEI rating (abrasion resistance) should be taken into account. Tiles with a PEI rating 3 or 4 are suitable.

Glazed floor tiles tend to be more slippery when wet and due care should be taken. Spillages should be cleaned immediately to reduce any risk.

Floor tiles in this brochure are also suitable for use on the wall, providing they are fixed correctly. For more information about individual product suitability please visit www.johnson-tiles.com.

Natural stone mosaics and borders

The colour of natural stone borders and mosaics will vary as the product is from naturally occurring material. This should be laid out to assess the degree of colour variation and to achieve an acceptable blend prior to fixing. All natural stone products require sealing with a proprietary stone sealer in accordance with the manufacturer's instructions.

Our mosaic sheets can be cut into strips to create a truly unique look.

Tile sizes

All sizes given in this brochure are nominal and are quoted as the nearest modular size. All dimensions are in millimetres along with a conversion to the nearest modular size in imperial. For details of actual work sizes please refer to the product details given on the carton.

Adhesives and grouts

The Johnson Professional range of adhesives, grouts and tile care products is recommended for all tile fixing. Further information can be obtained by visiting www.johnson-tiles.com.

Grouting and cleaning

Care should be taken during installation, particularly when grouting, to avoid scratching the glazed surface. Abrasive cleansers and strong chemicals that may harm the decoration should not be used.

If coloured grouts are used then the manufacturer's instructions should be carefully followed. A trial area should be grouted before proceeding with the whole tiled area to check whether any staining of the tiles occurs. Scored products are intended to be grouted.







Johnson Tiles accepts no liability for staining or damage to tile surfaces incurred during grouting of the tiles. Generally the use of such grouts is not recommended with satin or matt glazed products.

Quality standards

Johnson Tiles manufactures to strict levels of quality control to comply with the requirements of Product Standard BS EN 14411.

For further information, details on any **Johnson Tiles'** product or to order a sample, simply visit www.johnson-tiles.com or call us on **01782 575 575**. To view the full technical support area, on our website, please [click here](#).

Ceramic tile physical properties

Test	Standard	Requirement	Typical test value
 Length/width	EN ISO 10545-2	$\pm 0.5\% \leq \pm 2\text{mm}$	Pass
 Straightness of side	EN ISO 10545-2	$\pm 0.3\% \leq \pm 1.5\text{mm}$	Pass
 Water absorption	EN ISO 10545-3	10% to 20%	Pass
 Modulus of rupture	EN ISO 10545-4	Min 15N/mm ²	Pass
 Frost resistance	EN ISO 10545-12		Not suitable for installations where temperatures may fall below freezing.
 Stain resistance	EN ISO 10545-14	Min Class 3	Pass

Porcelain tile physical properties

Test	Standard	Requirement	Typical test value
 Length/width	EN ISO 10545-2	$\pm 0.6\% \leq \pm 2\text{mm}$	Pass
 Straightness of side	EN ISO 10545-2	$\pm 0.3\% \leq \pm 1.5\text{mm}$	Pass
 Water absorption	EN ISO 10545-3	$\leq 0.5\%$	Pass
 Modulus of rupture	EN ISO 10545-4	Min 35N/mm ²	Pass
 Frost resistance	EN ISO 10545-12	Resistant	Resistant
 Stain resistance	EN ISO 10545-14	Min Class 3	Pass

Colour shade variation (CSV)

Colour shade variation (CSV) are assigned to floor tiles in this brochure. Shade, colour and pattern variation are inherent characteristics of all ceramic tiles. Before fixing, several cartons should be opened, and the contents mixed, to ensure that the shade variation and/or pattern are acceptable.

Important information

During the manufacture of all ceramic tiles some variation in shade or pattern can occur. Before fixing tiles, several cartons should be opened and the contents mixed, to ensure that the size, shade, colour and patterning are acceptable. The tiles illustrated in this brochure are quality products and conform to the physical properties listed above.

- Every effort has been made to ensure the accuracy of the information given in this brochure.
- In the interest of progress, Johnson Tiles reserves the right to change specifications and availability without prior notice.
- Nothing in these statement's does, or will affect the statutory rights of the consumer.

- For specific suitability and fit-for-purpose details, contact the technical helpline.
- Johnson Tiles cannot accept responsibility for any tiles that have been fixed.

© Johnson Tiles, Johnson, absolute and Material Lab are registered trademarks, and together with Kerastar, and the product names, are the trademarks of H&R Johnson Tiles Limited and licensed to Norcross Group (Holdings) Limited, trading as Johnson Tiles.
© 2014 Johnson Tiles. All rights reserved.
Printed in England.



FM26818



EMS40817

Intro Collection, a collection of high quality wall and floor tiles. Choose from both ceramic and porcelain. The **Intro Collection** offers a stylish yet affordable product range, covering both contemporary and traditional design styles.

Samples

Tel: 01782 524043
Fax: 01782 524088
Email: samples@johnson-tiles.com



Technical helpline

Tel: 01782 524111
Fax: 01782 577379
Email: techadvice@johnson-tiles.com

www.johnson-tiles.com



Where to find us

United Kingdom

Johnson Tiles
Harewood Street, Tunstall,
Stoke on Trent, ST6 5JZ

Tel: 01782 575575
Fax: 01782 577377
Email: info@johnson-tiles.com
www.johnson-tiles.com

Material Lab
10 Great Titchfield Street,
London, W1W 8BB

Tel: 020 7436 8629
Fax: 020 7436 9031
Email: info@material-lab.co.uk
www.material-lab.co.uk

Middle and Far East

Johnson Tiles
Ontario Towers, Office 1902,
Burj Khalifa Area, Business Bay,
Dubai, United Arab Emirates

Tel: +971 4 430 1355
Fax: +971 4 430 1321
Email: hrjint@emirates.net.ae

United States of America

Johnson Tiles USA
122 Tices Lane,
East Brunswick,
New Jersey,
08816, USA

Tel: +1 732 698 0900
Fax: +1 732 698 9589
Email: usaoffice@johnson-tiles.com