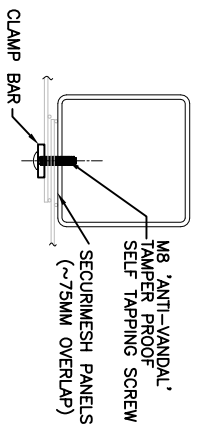
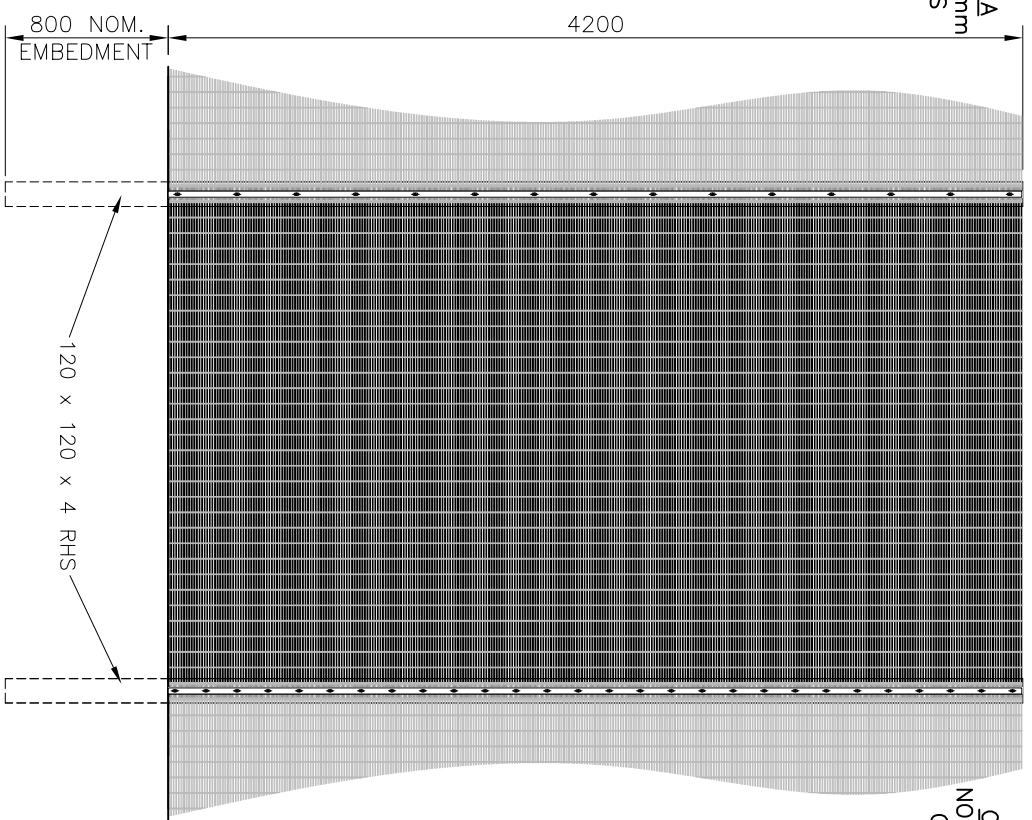
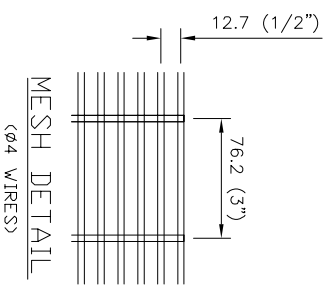


OPTION A
NOM 300mm
CENTRES
(12")

OPTION B
NOM 150mm
CENTRES
(6")



SECTION THRU POST
OPTION 2 - FACE FIXED
SELF TAPPING SCREWS



NOTES.
ALL DIMENSIONS ARE IN mm (UNO)
GAPS UNDER GATES & FENCING
ARE NOMINAL DUE TO GROUND LEVELS.
FENCE POST: 120 x 120 x 4 RHS
MESH PANEL: Ø4 WIRE
WIRE CENTRES: 76.2 (3") x 12.7 (1/2")
CLAMP BARS: 30 x 6 M.S. FLAT BAR
TUBES, RAILS, PALES & POSTS UP TO
60 x 60 x 2 etc M.STEEL ERW to BS.
EN 10305 PT 3/5 E220 + CR2 + S1
BLACK MATERIAL
GATE POSTS & POSTS LARGER THAN
60 x 60 x 2 EN 10219 - S235JR
ANGLE IRON & FLAT BAR BS EN 10025
- S275JR
CHANNELS etc BS EN 1002 - S275JR
FINISH.
GALVANISED TO BS EN ISO 1461
POWDER COATED: IF REQUESTED

JACKSONS
FINE FENCING

Stowling Common
Near Ashford,
KENT. TN25 6BN

Telephone : 01233 750393
Fax: 01233 750403
Int. Tel : +44 (0)1233 750393

This Drawing is The Property of H.S. Jackson & Son (Fencing) Ltd.
And May Not Be Copied Or Reproduced In Any Way Without Prior Written Permission.

6	25/07/16	Clamp Bars & Options Added
5	03/02/15	Post Ctrs and Overlap
4	28/01/14	Post Section
3	07/06/13	Mesh detail updated
2	04/02/09	General Update.
1	19/05/08	Updated Issue

Drawn	S.Leeper
Date	14/06/06
Checked	Chris J
Size	N.T.S
Scale	U.O.S

TITLE	CUSTOMER
SALES DRAWING FOR	ACK No.

SALES DRAWING FOR	Drawing No.
SECURIMESH FENCING	J6/04030
	SHEET 5 OF 7