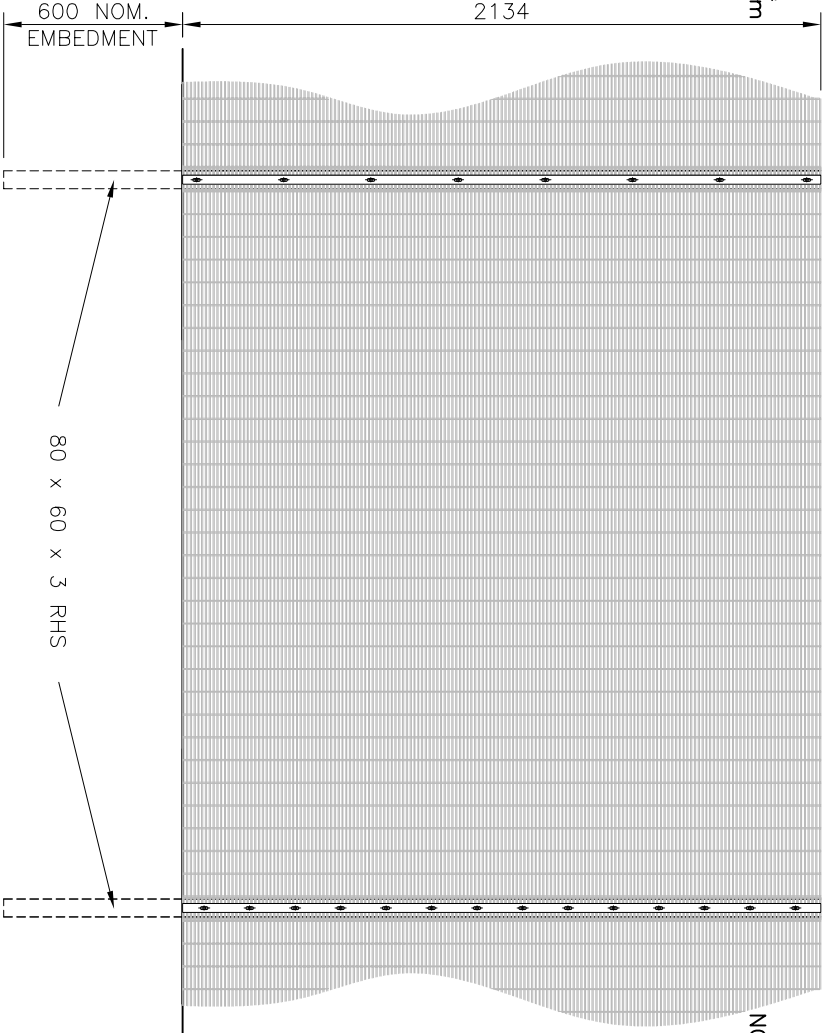
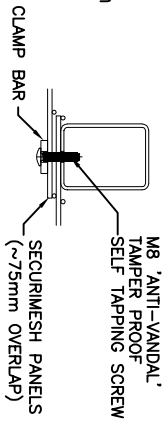


SECTION THRU POST  
OPTION 1 - BOLTED THROUGH

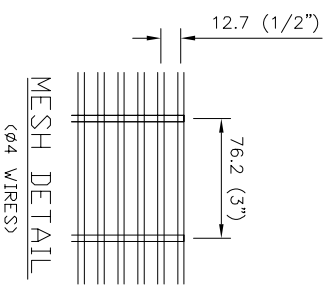
OPTION A  
NOM 300mm  
CENTRES  
(12")



OPTION B  
NOM 150mm  
CENTRES  
(6")



SECTION THRU POST  
OPTION 2 - FACE FIXED  
SELF TAPPING SCREWS



**NOTES.**  
ALL DIMENSIONS ARE IN mm (UNO)  
GAPS UNDER GATES & FENCING  
ARE NOMINAL DUE TO GROUND LEVELS.  
FENCE POST: 80 x 60 RHS  
MESH PANEL: Ø4 WIRE  
WIRE CENTRES: 76.2 (3") x 12.7 (1.2")  
CLAMP BARS: 30 x 6 M.S. FLAT BAR  
TUBES, RAILS, PALES & POSTS UP TO  
60 x 60 x 2 etc M:STEEL ERW to BS.  
EN 10505 PT 3/5 E220 + CR2 + S1  
BLACK MATERIAL  
GATE POSTS & POSTS LARGER THAN  
60 x 60 x 2 EN 10219 - S235JR  
ANGLE IRON & FLAT BAR BS EN 10025  
- S275JR  
CHANNELS etc BS EN 1002 - S275JR  
FINISH:  
GALVANISED TO BS EN ISO 1461  
POWDER COATED: IF REQUESTED

**JACKSONS**  
**FINE FENCING**

Stowling Common  
Near Ashford,  
KENT. TN25 6BN  
Telephone : 01233 750393  
Fax: 01233 750403  
Int. Tel : +44 (0)1233 750393

This Drawing is The Property of H.S. Jackson & Son (Fencing) Ltd.  
And May Not Be Copied Or Reproduced In Any Way Without Prior Written Permission.

5	25/07/16	Clamp Bars & Options Added
4	03/02/15	Post Ctrs and Overlap
3	28/01/14	General Material Notes
2	07/06/13	Mesh detail updated
1	04/02/09	General Update.
0	14/06/06	Original Issue

Drawn	S.Leeper	TITLE	SALES DRAWING FOR SECURIMESH FENCING
Date	14/06/06	CUSTOMER	
Checked	Chris J	ACK No.	
Size	A3	Scale	N.T.S U.O.S
Scale		Drawing No.	J6/04030
			SHEET 2 OF 7