



# Jetmaster OPEN FIRES

LOOK AT THE FIRE



hunterstoves  
GROUP



S16

S18



L500

L600

L700

# Standard

THE MARKET LEADER IN OPEN FIRE EFFICIENCY

★ With a fuel efficiency of up to 50%, the Standard eclipses the efficiency of a traditional open fire.

**16** Fits 16×22×14" opening  
2.9 kW output · 50% efficient

**18** Fits 18×22×14" opening  
3.6 kW output · 47% efficient

# Low

DESIGNED FOR LOW LINTEL INSTALLATIONS

★ The joy of an open fire, in a form factor suited to low chimney openings.

**500** Fits 580×535×365 mm opening  
5 kW output · 47% efficient

**600** Fits 680×535×365 mm opening  
6.5 kW output · 47% efficient

**700** Fits 780×535×365 mm opening  
7.5 kW output · 47% efficient

## A warm welcome

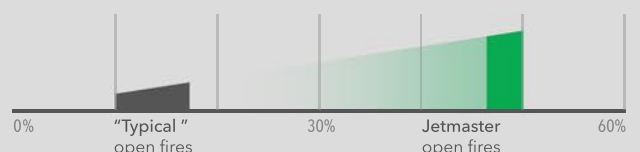
Whenever good friends get together, a Jetmaster fire creates the welcoming warmth to help your friends feel at home. The flames and embers crackle, drawing you in whilst warmth reaches for every corner of the room. When it's cold outside, there really is nothing like warming up by an open wood fire.

For over sixty years, Jetmaster's wood and coal convector fires have been famous for their robust reliability, solving troublesome smoke issues, as well as their proven two way heating system. But don't take our word for it... ask any one of the three quarter of a million Jetmaster owners.

## FEATURE

### Efficiency

With a typical open fire (for example, a grate in a brick opening) achieves an efficiency of 10% – perhaps as much 18% in good conditions. The Jetmaster open fire is the most efficient open fire in the world, with a fuel efficiency of up to 50%. That's as much as five times better than a standard fire-brick opening





U500 U600 U700

# Universal

THE ORIGINAL JETMASTER OPEN FIRE

★ *The celebrated and innovative original Jetmaster fire. Enjoy the crackle and warmth of burning logs.*

- 500** Fits 580×635×365 mm opening  
6.5 kW output · 47% efficient
- 600** Fits 680×635×365 mm opening  
7.5 kW output · 47% efficient
- 700** Fits 780×635×365 mm opening  
8.5 kW output · 47% efficient

## ACCESSORIES

### Firescreen

Prevent embers and sparks falling out of the fire into the room. The firescreen clips easily onto the frame of the fire.



E700 E850 E1050 E1200 E1500

# Extra

DESIGNED FOR HEATING LARGER ROOMS

★ *Our largest fires with roaring outputs, designed to heat the most spacious of rooms.*

- 700** Fits 780×685×415 mm opening  
9.5 kW output
- 850** Fits 930×735×465 mm opening  
14.9 kW output
- 1050** Fits 1130×785×515 mm opening
- 1200** Fits 1280×1005×616 mm opening
- 1500** Fits 1580×1005×616 mm opening

### Arched lintel

A curved steel lintel that bolts to the fire. Use this to support a line of bricks or another material and create a friendly arched look at the top of the unit

### Gathers & adapters

Available to connect our fires to all common flues.


Gathers	Standard		Low / Universal			Extra				
	16	18	500	600	700	700	850	1050	1200	1500
Standard	◇	◇	✓	✓	✓	✓	✓	✓		
Staggered			✓	✓	✓	✓	✓	✓		

◇ = special order only

## FUEL & STYLES

### Wood tray & log retainer

**FOR WOOD BURNING ONLY.** The log retainer prevents the wood from rolling out of the fire and is available in up to three styles. Also supplied with a wood tray, to hold your logs on a good bed of ash.



Wood tray



Standard log retainer



Horizontal log retainer



Deluxe log retainer

Log Retainer	Standard		Low / Universal			Extra				
	16	18	500	600	700	700	850	1050	1200	1500
Standard	✓	✓	✓	✓	✓	✓	✓	✓	✓	✓
Horizontal	✓	✓	✓	✓	✓	✓	✓	✓		
Deluxe			✓	✓	✓	✓				

### Basket grate & ash pan

**FOR BURNING A MIXTURE OF WOOD AND COAL.** The basket is made up of 12 mm steel bars with a drop-in cast iron grate. Each basket grate is supplied with a sheet-steel ash pan.



Standard



Deluxe

Basket Grate	Standard		Low / Universal			Extra				
	16	18	500	600	700	700	850	1050	1200	1500
Standard	✓	✓	✓	✓	✓	✓	✓	✓	✓	✓
Deluxe			✓	✓	✓	✓				



**7 GREAT REASONS YOU'LL LOVE YOUR JETMASTER**

#### 1. Recommended

An exceptionally high percentage of people first fall in love with our open fires at a friend or relative's home.

#### 2. Ambiance

Our open fires give you many advantages a stove can't... hear the crackle of burning logs, watch the dance of a bigger flame. And because a Jetmaster lights easily and heats quickly, you can shake off the chill and feel as warm as toast in no time.

#### 3. No smoke guarantee

We're well known for solving unpleasant smoking issues spilling into the room. Our open fires carry a no smoke guarantee.

#### 4. Ten year guarantee

When you register your fire you get ten years peace of mind, with a one year guarantee on burning parts. Jetmaster have stood the test of time for decades.

#### 5. Affordable installations

Our open fires are quick and easy to fit, often costing less to install than a stove. There's normally no need to line your chimney, a potential source of significant savings.

#### 6. Approved

Jetmaster make the only UK approved inset open fire. Our robust design complies with the strict building regulations of "Document L". Architects and builders can continue to specify our open fires in new homes.

#### 7. Change

If you ever decide a glass-fronted stove is right for you, we also make the UK's most efficient inset stoves which fit the same openings as our most popular open fires.



Universal 600 with Horizontal Log Retainer



Extra 850 with Standard Log Retainer



Extra 700 with Deluxe Log Retainer



Universal 700



Universal 600 with Standard Log Retainer

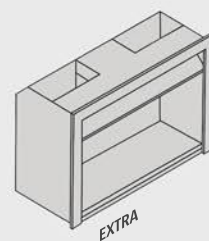
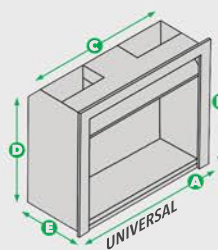
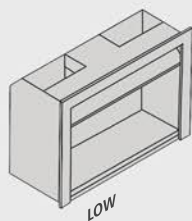
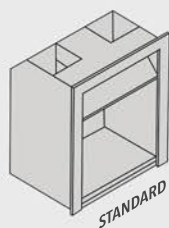


## Two way heating system

Every Jetmaster open fire redirects heat back into the room that would normally be lost up the chimney – both as radiant heat and gently circulating convective heat. Cool air is drawn underneath the firebox and through the convection chamber, before being released back as hot air.

## CHOOSING A FIRE

1. Decide the largest fire your fireplace opening (which may be enlargeable) and chimney will allow.
2. Decide the smallest fire capable of heating the room on its own.
3. Within this range, decide which size best compliments your room's proportions.
4. If you wish to burn wood overnight, choose a fire capable of sizeable logs.



## TECHNICAL SPECIFICATIONS

	Standard		Low			Universal			Extra					
	16	18	500	600	700	500	600	700	700	850	1050	1200	1500	
<b>OPENING REQUIRED</b>														
Width	407	457	580	680	780	580	680	780	780	930	1130	1280	1580	mm
Height	559	559	535	535	535	635	635	635	685	735	785	1005	1005	mm
Depth	356	356	365	365	365	365	365	365	415	465	515	616	616	mm
Width	16	18	22 7/8	26 3/4	30 3/4	22 7/8	26 3/4	30 3/4	30 3/4	36 5/8	44 1/2	50 3/8	50 3/8	in
Height	22	22	21	21	21	25	25	25	27	29	30 7/8	39 5/8	39 5/8	in
Depth	14	14	14 3/8	14 3/8	14 3/8	14 3/8	14 3/8	14 3/8	16 3/8	18 1/4	20 1/4	24 1/4	24 1/4	in
<b>FRAME</b>														
<b>A</b> Width	453	503	600	700	800	600	700	800	800	950	1150	1300	1625	mm
<b>B</b> Height	576	576	550	550	550	650	650	650	700	750	800	1020	1020	mm
<b>A</b> Width	17 7/8	19 3/4	23 5/8	27 1/2	31 1/2	23 5/8	27 1/2	31 1/2	31 1/2	37 3/8	45 1/4	51 1/8	64	in
<b>B</b> Height	22 5/8	22 5/8	21 5/8	21 5/8	21 5/8	25 5/8	25 5/8	25 5/8	27 1/2	29 1/2	31 1/2	40 1/8	40 1/8	in
<b>FIREBOX</b>														
<b>C</b> Width <sup>†</sup>	398	448	550	650	750	550	650	750	750	900	1100	1250	1500	mm
<b>D</b> Height	549	549	530	530	530	630	630	630	680	730	780	1000	1000	mm
<b>E</b> Depth	350	350	355	355	355	355	355	355	405	455	505	606	606	mm
<b>C</b> Width <sup>†</sup>	15 5/8	17 5/8	21 5/8	25 5/8	29 1/2	21 5/8	25 5/8	29 1/2	29 1/2	35 3/8	43 1/4	49 1/4	59	in
<b>D</b> Height	21 5/8	21 5/8	20 7/8	20 7/8	20 7/8	24 3/4	24 3/4	24 3/4	26 3/4	28 3/4	30 3/4	39 3/8	39 3/8	in
<b>E</b> Depth	13 3/4	13 3/4	14	14	14	14	14	14	16	17 7/8	19 7/8	23 7/8	23 7/8	in
Weight	37	45				52.4	58.6	68.3	75.7	98.6	132.3	215	260	kg
<b>AVERAGE OUTPUTS TO ROOM</b>														
Room size heated	57	70	70	130	150	130	150	170	175	200	250			m <sup>3</sup>
Wood <sup>‡</sup>	2.9	3.6	5.0	6.5	7.5	6.5	7.5	8.5	9.5	14.9	17 <sup>Δ</sup>			kW
Coal	3.8	4.1	5.3	6.7	7.6	6.7	7.6	8.6	8.7	13.1	15 <sup>Δ</sup>			kW
Smokeless Fuel	2.9	3.2	4.0	5.1	5.8	5.1	5.8	6.6	6.7	10.1	12 <sup>Δ</sup>			kW
<b>RECOMMENDED FLUE</b>														
Square	185	185	185	185	185	185	185	200	200	250	300	350x500	350x500	mm
Square	7 1/4	7 1/4	7 1/4	7 1/4	7 1/4	7 1/4	7 1/4	8	8	10	12	14x20	14x20	in
Round	180	200	200	200	200	200	200	200	225	250	300	450	450	mm Ø
Round	7	8	8	8	8	8	8	8	9	10	12	18	18	in Ø
<b>MINIMUM FLUE...</b>														
Round	155	180	180	185	190	180	190	200	225	250	300			mm Ø
Round	6	7	7	7 1/4	7 1/2	7	7 1/2	8	9	10	12			in Ø
Area	190	250	250	267	285	250	285	315	366	507	730			cm <sup>2</sup>
Area	30	38	38	42	44	38	44	50	57	79	113			in <sup>2</sup>
Draught	10	10	10	10		10	10							Pa
<b>CHIMNEY HEIGHT</b>														
Above fire	4.6	4.6	5.5	5.5	5.5	5.5	5.5	5.5	5.5	6.0	7.2	7.2	7.2	m
Above fire	15	15	18	18	18	18	18	18	18	20	24	24	24	ft
Air supply	170	170	230	230	230	230	230	230	230	350	500	1000	1000	cm <sup>2</sup>
Air supply	26	26	36	36	36	36	36	36	36	55	78	156	156	in <sup>2</sup>

To find more exhaustive technical data (for example, gather and adapter dimensions) please refer to the installation instructions, available to download on the Jetmaster website.

<sup>†</sup> Damper and friction bar bolt heads extend beyond this dimension. <sup>Δ</sup> Jetmaster estimated figures. <sup>‡</sup> Testet to BS3250.

\* Standard guarantee for 2 years. 10 year guarantee when registered (using solid fuel only). One year guarantee only on burning parts.



### HUNTER STOVES LTD.

write 8 Emperor Way, Exeter Business Park, Exeter, EX1 3QS  
 email [info@hunterstoves.co.uk](mailto:info@hunterstoves.co.uk) printed Feb 2017  
 web [www.jetmaster.co.uk](http://www.jetmaster.co.uk) P/N 107230/0  
 web [www.hunterstoves.co.uk](http://www.hunterstoves.co.uk)

layout & design: Will Law [www.willlaw.uk](http://www.willlaw.uk) | product photography: Chris Law  
 Photography [www.chrislaw.co.uk](http://www.chrislaw.co.uk) | Extra 700 with Deluxe Log Retainer: Paul  
 Massey | Universal 600 with Horizontal Log Retainer Ivett & Reed