



Crafted to **wonder**

**bellfires.** gas fires

## Crafted to wonder

■ Wij begrijpen als geen ander wat een haard aan het leven kan toevoegen. Al sinds 1976 bieden wij de ultieme vuurbeleving. Met passie, hartverwarmend vakmanschap en oog voor detail maken wij in onze eigen fabriek in Nederland excellente gas- en houthaarden. Wij maken jouw haard met gevoel voor stijl; tijdloos of eigentijds. Er is keuze uit een breed assortiment modellen en oneindig veel mogelijke combinaties. Onze haarden zijn van hoge kwaliteit en werken veilig en probleemloos. Je kunt rekenen op een bijzonder goede service en vakkundige hulp bij het onderhoud van je haard. Laat je verwonderen door onze haarden, en maak momenten magisch. Staar in de vlammen en zweef naar andere gedachten.

■ We understand better than anyone how much a fireplace can enrich your life. Since, 1976, we have been providing the ultimate fire experience. With passion, heart-warming craftsmanship and attention to detail, we manufacture outstanding gas and wood fires in our factory in the Netherlands. We create your fireplace with a sense of style: timeless or contemporary. The choice includes a wide range of models and infinite possible combinations. Our fires are high quality and work safely and problem-free. You can count on an exceptionally good service and professional help with maintaining your fireplace. Our fireplaces are made to wonder and create magical moments. Stare into the flames and let yourself relax.

■ Nous savons mieux que quiconque comment un foyer peut enrichir la vie. C'est depuis 1976 déjà que nous offrons l'expérience ultime du feu. Avec passion, un savoir-faire incomparable et le souci du détail, nous fabriquons d'excellents appareils au gaz et au bois dans notre propre usine aux Pays-Bas. Nous fabriquons votre appareil avec le sens du style : intemporel ou contemporain. Il y a le choix entre un large assortiment de modèles, avec d'infinies possibilités de combinaison. Nos appareils sont de qualité supérieure et fonctionnent en toute sécurité et sans le moindre problème. Vous pouvez compter sur un service après-vente particulièrement efficace et sur une assistance spécialisée pour l'entretien de votre appareil. Laissez-vous surprendre par nos appareils, et rendez ces moments magiques. Fixez les flammes et évadez-vous vers d'autres pensées.

■ Sappiamo meglio di chiunque altro quello che un camino può aggiungere alla tua vita. Dal 1976 offriamo un'esperienza del fuoco irripetibile. È con passione, maestria ed attenzione al dettaglio che creiamo nella nostra fabbrica nei Paesi Bassi camini a gas e a legna di qualità eccellente. Creiamo il vostro camino con amore per lo stile, sia che si tratti di un pezzo dallo stile senza tempo o al passo con i tempi moderni. Offriamo una vasta gamma di scelta tra svariati modelli e infinite possibilità di combinazioni. I nostri camini sono di alta qualità, sono affidabili e sicuri. Per la manutenzione del vostro camino potete contare su un'ottima assistenza e aiuto professionale. Lasciatevi sorprendere dai nostri camini e rendete ogni istante magico. Godetevi il gioco delle fiamme e rilassatevi.

**belfires.** gas fires



# Inhoud

Sommaire | Contents | Indice

■ Uitleg catalogus	4	■ Explication catalogue	4	■ Explanation of the catalogue	4	■ Spiegazione catalogo	4
Front haarden	6	Appareils simple face	6	Front fireplaces	6	Camini frontali	6
Modellen	8-35	Modèles	8-35	Models	8-35	Modelli	8-35
Maatschetsen en zichtmaten	36-46	Dessins techniques et cotes apparentes	36-46	Dimension drawings and visual dimensions	36-46	Disegni dimensionali e dimensioni a vista	36-46
Tweezijdige haarden	48	Appareils à deux faces	48	Two-sided fireplaces	48	Camini bifacciali	48
Modellen	50-57	Modèles	50-57	Models	50-57	Modelli	50-57
Maatschetsen	58-61	Dessins techniques	58-61	Dimension drawings	58-61	Disegni dimensionali	58-61
Driezijdige haarden	62	Appareils à trois faces	62	Three-sided fireplaces	62	Camini trifacciali	62
Modellen	64-81	Modèles	64-81	Models	64-81	Modelli	64-81
Maatschetsen	84-85	Dessins techniques	84-85	Dimension drawings	84-85	Disegni dimensionali	84-85
Room Dividers	86	Room Dividers	86	Room Dividers	86	Room Divider	86
Modellen	88-91	Modèles	88-91	Models	88-91	Modelli	88-91
Maatschetsen	92-93	Dessins techniques	92-93	Dimension drawings	92-93	Disegni dimensionali	92-93
Tunnel haarden	94	Foyers tunnel	94	Tunnel fireplaces	94	Camini tunnel	94
Modellen	96-101	Modèles	96-101	Models	96-101	Modelli	96-101
Maatschetsen	102-103	Dessins techniques	102-103	Dimension drawings	102-103	Disegni dimensionali	102-103
Product overzicht	104-109	Vue d'ensemble des produits	104-109	Product overview	104-109	Panoramica dei prodotti	104-109
Advies		Conseil		Advice		Consigli	
Warmtebepaling	110	La chaleur requise	110	Heat requirements	110	Fabbisogno energetico	110
Series	112-114	Séries	112-114	Series	112-114	Serie	112-114
Renovatie	115	Rénovation	115	Renovation	115	Ristrutturazione	115
Convectie ventilator	115	Ventilateur de convection	115	Convection fan	115	Ventilatore ambiente	115
Gassoorten	116	Types de gaz	116	Gas types	116	Tipi di gas	116
Afstandsbediening en WiFi	117	Télécommande et Wi-Fi	117	Remote control and WiFi	117	WiFi / telecomando	117
Overzicht schakelbare branders	118-121	Vue d'ensemble des brûleurs modulables	118-121	Overview of switchable burners	118-121	Panoramica bruciatori	118-121
Interieur	122-123	Intérieur	122-123	Interior	122-123	Interni	122-123
Brander decoratie	124	Décorations de brûleur	124	Burner decorations	124	Decorazione bruciatori	124
Overzicht kaders	126-129	Vue d'ensemble des cadres	126-129	Overview of frames	126-129	Panoramica cornici	126-129
Beluchttingsroosters	130-131	Grilles de ventilation	130-131	Aeration grids	130-131	Griglie di aerazione	130-131
Service en garantie	132	Service et garantie	132	Service and warranty	132	Assistenza e garanzia	132
Showroom	133	Showroom	133	Showroom	133	Showroom	133

# Legenda

Légende | Legend | Legenda

1. Uitleg catalogus  
Explication catalogue | Explanation of the catalogue | Spiegazione catalogo

2. Front haarden  
Appareils simple face | Front fireplaces | Camini frontali

3. Tweezijdige haarden  
Appareils à deux faces | Two-sided fireplaces | Camini bifacciali

4. Driezijdige haarden  
Appareils à trois faces | Three-sided fireplaces | Camini trifacciali

5. Room Dividers  
Room Dividers | Room Dividers | Room Divider

6. Tunnel haarden  
Foyers tunnel | Tunnel fireplaces | Camini tunnel

7. Product overzicht  
Vue d'ensemble des produits | Product overview | Panoramica dei prodotti

8. Advies  
Conseil | Advice | Consigli



# Uitleg catalogus

Explication catalogue | Explanation of the catalogue | Spiegazione catalogo

## 1 Model en formaat

Modèle et format | Model and size | Modello e dimensioni

- Kies afhankelijk van je interieur het gewenste model en formaat.
- En fonction de votre aménagement, choisissez le modèle et le format souhaité.
- Depending on your interior design, select your required model and size.
- Scegliere in base all'allestimento il modello e le dimensioni desiderate.



- Front haarden
- Appareils simple face
- Front fireplaces
- Camini frontali



- Tweezijdige haarden
- Appareils à deux faces
- Two-sided fireplaces
- Camini bifacciali



- Driezijdige haarden
- Appareils à trois faces
- Three-sided fireplaces
- Camini trifacciali



- Room Dividers
- Room Dividers
- Room Dividers
- Room Divider



- Tunnel haarden
- Foyers tunnel
- Tunnel fireplaces
- Camini tunnel

## 2 Series

Séries | Series | Serie

- Binnen het Bellfires assortiment zijn er verschillende series die ieder hun specifieke voordelen bieden. Dit wordt omschreven bij de onderstaande series.

- Original Bell | Toestellen uit de Original Bell serie zijn gesloten inbouw gashaarden. Deze serie biedt de meeste inbouwmogelijkheden en keuzevrijheid. Door de uitgebreide variatie aan maten is er voor elk interieur een passende haard.
- Smart Bell | Toestellen uit de Smart Bell serie zijn gesloten haarden die geschikt zijn voor zowel inzet als inbouw. Door hun geringe diepte zijn ze extra geschikt bij renovatie. Ze zijn eventueel ook uit te rusten met een ventilator. Deze ventilator zorgt voor een extra snelle spreiding van de warmte in de ruimte.
- Unica | Toestellen uit de Unica serie zijn open gashaarden. Deze toestellen zijn vooral geschikt als inzethaard voor een bestaand kanaal. Ze zijn eventueel ook uit te rusten met een ventilator en/of sfeerverlichting voor een intensere beleving.

- L'assortiment Bellfires compte plusieurs séries qui présentent chacune leurs avantages spécifiques. Ces derniers sont décrits pour les séries ci-dessous

- Original Bell | Les appareils de la série Original Bell sont des foyers concentriques au gaz. Cette série offre le plus de possibilités d'encastrement et de liberté de choix. Grâce aux nombreuses dimensions, il y a toujours un appareil adapté à chaque intérieur.
- Smart Bell | Les appareils de la série Smart Bell sont des inserts concentriques qui peuvent servir tant pour la rénovation que pour la création. Ils peuvent éventuellement aussi être équipés d'un ventilateur, qui assure une distribution très rapide de la chaleur dans la pièce.
- Unica | Les appareils de la série Unica sont des inserts atmosphériques. Ces appareils sont destinés principalement en tant qu'insert pour un conduit existant. Ils peuvent éventuellement aussi être équipés d'un ventilateur et/ou d'un éclairage d'ambiance pour une expérience plus intense.

- There are different series within the Bellfires range of products - each one with its specific advantages. These are explained for each series below.

- Original Bell | Appliances from the Original Bell series are closed built-in gas fireplaces. This series offers the most built-in options and freedom of choice. The wide variety of sizes makes this fireplace suitable for any interior.
- Smart Bell | Appliances from the Smart Bell series are closed fireplaces that are suitable as insert or built-in. Their limited depth makes them exceptionally suitable for renovation projects. They can also be fitted with a fan. This fan improves the heat dispersion in the room.
- Unica | Appliances from the Unica series are open gas fireplaces. These appliances are mainly suitable as insert fireplaces for an existing flue. They can also be fitted with a fan and/or ambient lighting for a more intensive fireplace experience.

- La gamma Bellfire comprende diverse serie, ciascuna ricca di specifici vantaggi. Di seguito una loro descrizione.

- Original Bell | I dispositivi della serie Original Bell sono monoblocchi a flusso bilanciato. Questa serie offre innumerevoli possibilità di installazione e grande libertà di scelta. Grazie alla grande varietà di misure, esiste un camino adatto per ogni casa.
- Smart Bell | I dispositivi della serie Smart Bell sono camini chiusi che possono essere installati sia come monoblocchi sia come inserti. Grazie alla loro modesta profondità sono ideali per l'utilizzo in interventi di ristrutturazione di camini esistenti. È eventualmente possibile equipaggiarli di sistema di ventilazione. La ventilazione fa in modo che il calore venga rapidamente distribuito nell'ambiente.
- Unica | I dispositivi della serie Unica sono camini a gas "aperti". Questi inserti sono particolarmente adatti ad essere installati in caminetti tradizionali e collegati ad una canna fumaria già esistente. Questi camini possono essere equipaggiati di ventilatore e/o illuminazione d'ambiente per un'atmosfera ancora più intensa.

## 3 Uitvoering en opties

Version et options | Model and options | Versioni e optional

- Afhankelijk van de door jou gekozen serie zijn er diverse uitvoeringen en opties mogelijk.
- Plusieurs versions et options sont possibles selon la série que vous avez choisie.
- Several designs and options are available, depending on the series that you select.
- Sulla base della serie scelta, sono disponibili diverse versioni e optional.



- Renovatie
- Rénovation
- Renovation
- Ristrutturazione



- Brander decoratie
- Décorations de brûleur
- Burner decoration
- Decorazione bruciatore



- Convectie ventilator
- Ventilateur de convection
- Convection fan
- Ventilatore ambiente



- Kader
- Cadres
- Frame
- Cornice



- Gassoorten
- Types de gaz
- Gas types
- Tipo di gas



- Afstandsbediening
- Télécommande
- Remote control
- Telecomando



- Brander type
- Types de brûleur
- Burners type
- Tipo di bruciatore



- WiFi
- Wi-Fi
- WiFi
- WiFi



- Interieur
- Intérieurs
- Interior
- Decorazione interna

# Front haarden

Appareils simple face | Front fireplaces | Camini frontali

- Fronthaarden bieden een frontaal vuuraanzicht met veel mogelijkheden qua afmeting en techniek voor zowel bestaande als nieuwbouwsituaties.
- Les appareils simple face offrent une vue frontale du feu avec de nombreuses options en matière de dimensions et de techniques, tant pour des constructions existantes que nouvelles.
- Front fireplaces provide a frontal view of the fire with many possibilities in terms of dimensions and techniques in both existing situations and newly built houses.
- I camini frontali offrono una visuale frontale sul fuoco e grazie alle svariate misure e caratteristiche sono adatti a qualsiasi tipo di casa, che si tratti di nuove costruzioni o ristrutturazioni



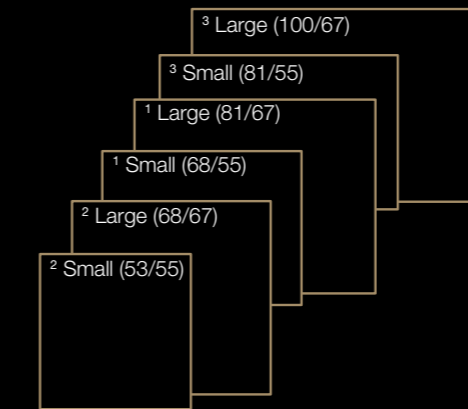
Topsham Small	8	Smart Bell 45/60	24	Unica 40	30
Topsham Large	8	Smart Bell 55/55	24	Unica 50	30
Derby Small	10	Smart Bell 55/60	24	Unica 55	32
Derby Large	10	Smart Bell 65/55	24	Unica 70	33
York Small	12	Smart Bell 65/60	24	Unica 75	34
York Large	13	Smart Bell 75/55	25	Unica 90	35
Classic Bell Small	14	Smart Bell 75/60	25		
Classic Bell Medium	15	Smart Bell 75/70	25		
Horizon Bell XS	16	Smart Bell 75/80	25		
Horizon Bell Small	17	Smart Bell 80/60	26		
Horizon Bell Medium	17	Smart Bell 80/70	26		
Horizon Bell Large	18	Smart Bell 80/80	27		
Horizon Bell XL	19	Smart Bell 90/70	28		
Horizon Bell XXL	20	Smart Bell 90/80	29		
Vertical Bell Small	22				
Vertical Bell Medium	23				

## Overzicht uitvoeringen

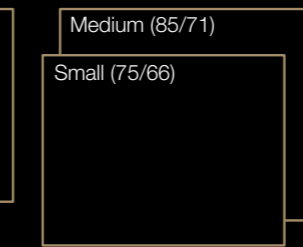
Vue d'ensemble des versions | Overview of versions | Panoramica delle versioni

### Original Bell serie


Derby<sup>(1)</sup> / Topsham<sup>(2)</sup> / York<sup>(3)</sup>



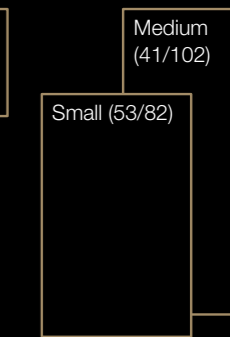
Classic Bell




Horizon Bell



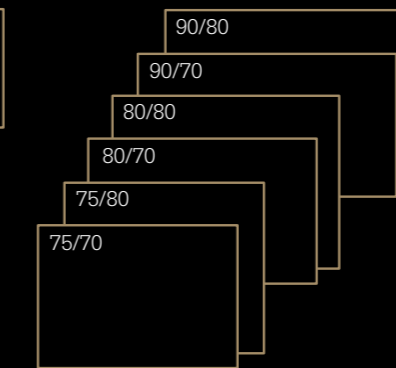
Vertical Bell



### Smart Bell serie

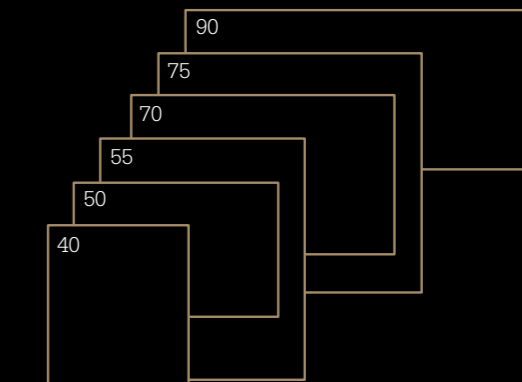


MagniFire



Premium Fire

### Unica serie



# Topsham



Small



Large

ORIGINAL BELL  
SERIE

P108



P118-119



P123



P124



P126-129



P117



P117



P116



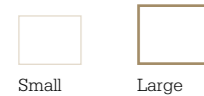
P36



B

Kader: Floating Frame | Brander: Line Fire

# Derby



ORIGINAL BELL  
SERIE  
P108





Kader: Hidden door | Brander: Centre Fire

# York



Kader: Floating Frame | Brander: Line Fire

- ORIGINAL BELL  
SERIE

P.108
- 

PLC

P.118-121
- 

P.123
- 

P.124
- 

P.126-129
- 

P.117
- 

P.117
- 

P.116
- 

P.36-37

# Classic Bell



- ORIGINAL BELL SERIE
- P108
- P121
- P122
- P124
- P126-129
- P117
- P117
- P116
- P37

# Horizon Bell



- ORIGINAL BELL SERIE P108
- LC P118-119
- P123
- P124
- P126-129
- P117
- P117
- P116
- P37



Kader: Hidden Door | Brander: Center Fire

## Horizon Bell



Kader: Floating Frame | Brander: Line Fire

- ORIGINAL BELL  
SERIE  
P.108
-  LC  
P.118-119
-  P.123
-  P.124
-  P.126-129
-  P.117
-  P.117
-  P.116
-  P.38

# Horizon Bell



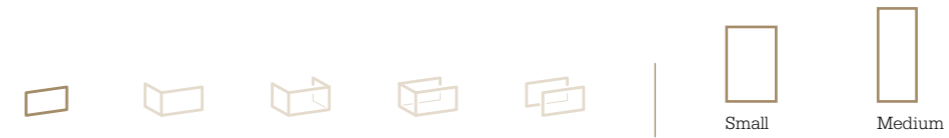
ORIGINAL BELL  
SERIE  
P108





Kader: Hidden Door | Brander: Line Fire

## Vertical Bell




Kader: Floating Frame | Brander: Centre Fire


- ORIGINAL BELL  
SERIE


P.108
- 

LC

P.118-119
- 


P.123
- 

P.124
- 

P.126-129
- 

P.117
- 

P.117
- 


P.116
- 

P.38-39



Kader: Verdiept kader 50 mm | Brander: MagniFire

## Smart Bell



Kader: Verdiept kader 50 mm | Brander: Premium Fire

SMART BELL  
SERIE  
P.113

MP  
P.120-121

P.123

P.124

P.126-129

P.117

P.117


P.115

P.115

P.116

P.40


# Smart Bell



- SMART BELL SERIE
- P113
- MP
- P120-121
- P123
- P124
- P126-129
- P117
- P117
- P115
- P115
- P116
- P41



# Smart Bell



Kader: Verdiept kader 50 mm | Brander: Premium Fire

SMART BELL  
SERIE  
P113

  
P121

  
P123

  
P124

  
P126-129

  
P117

  
P117

  
P115

  
P115

  
P116

  
P41



Kader: Inbouw kader | Brander: Premium Fire

# Unica



UNICA  
SERIE  
P114



P123



P124



P126-129



P117



P115



P42





Kader: frame 35 mm

# Unica



Kader: frame 70 mm

UNICA  
SERIE

P.114



P.123



P.124



P.126-129



P.117



P.115



P.115



P.42

# Unica



Kader: frame 35 mm

UNICA  
SERIE  
P114



P123



P124



P126-129



P117



P115



P115



P43



Kader: frame 35 mm



# Maatschetsen

Dessins techniques | Dimension drawings | Disegni dimensionali

Topsham Small

Topsham Large

Derby Small

Derby Large

York Small

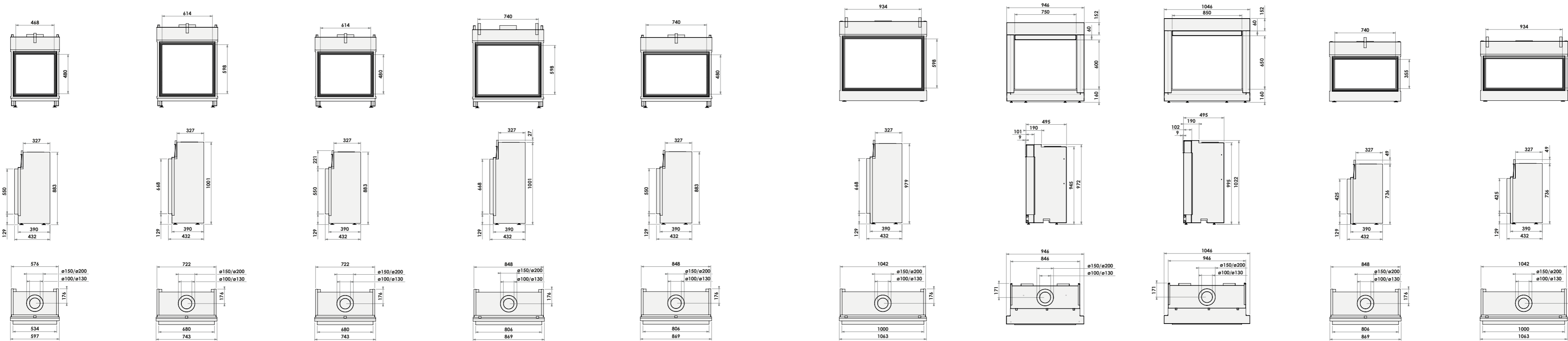
York Large

Classic Bell Small

Classic Bell Medium

Horizon Bell XS

Horizon Bell Small

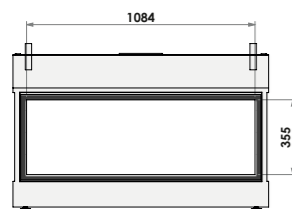




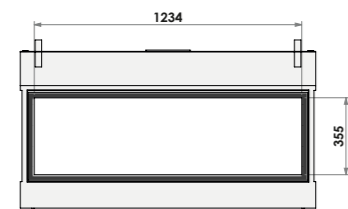
# Maatschetsen

Dessins techniques | Dimension drawings | Disegni dimensionali

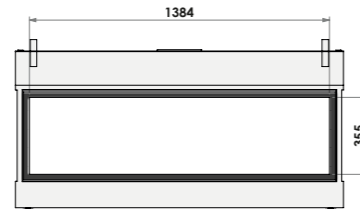
Horizon Bell Medium



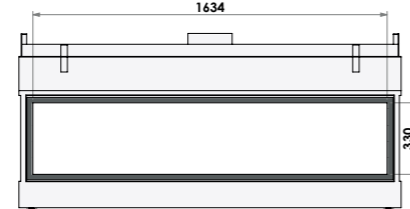
Horizon Bell Large



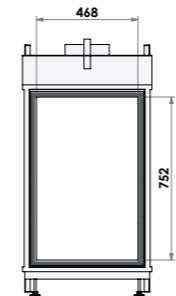
Horizon Bell XL



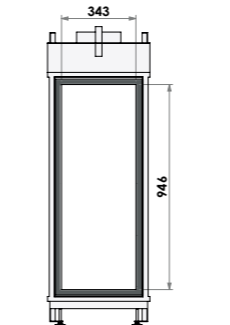
Horizon Bell XXL



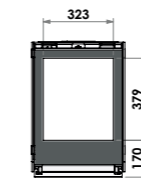
Vertical Bell Small



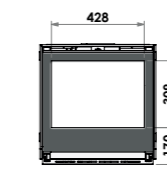
Vertical Bell Medium



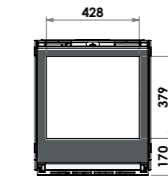
Smart Bell 45/60



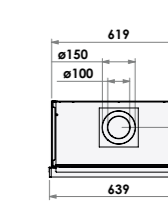
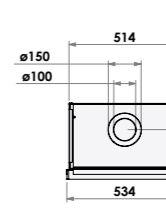
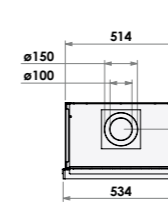
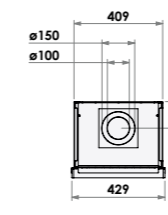
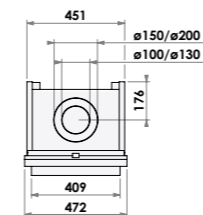
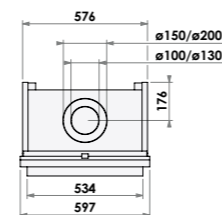
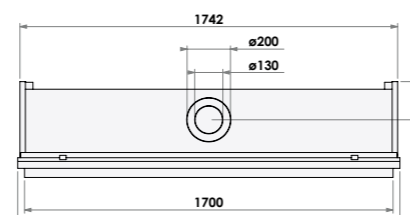
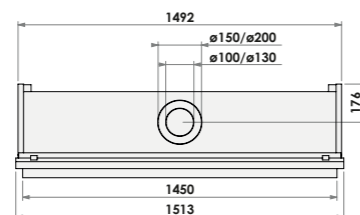
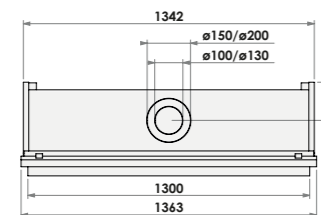
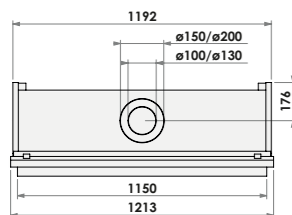
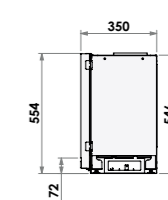
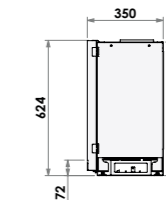
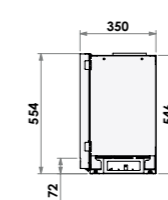
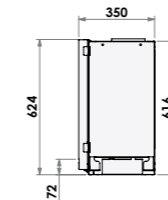
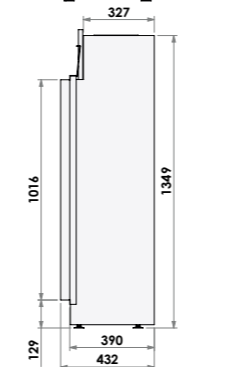
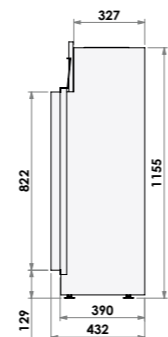
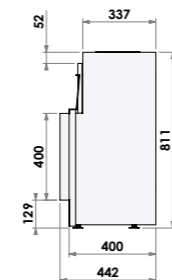
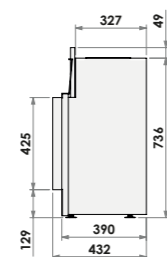
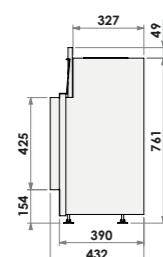
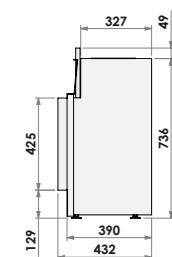
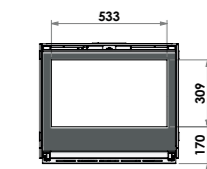
Smart Bell 55/55



Smart Bell 55/60



Smart Bell 65/55

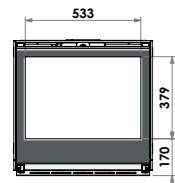




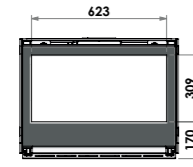
# Maatschetsen

Dessins techniques | Dimension drawings | Disegni dimensionali

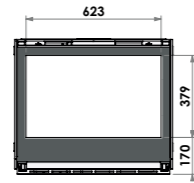
Smart Bell 65/60



Smart Bell 75/55



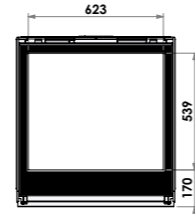
Smart Bell 75/60



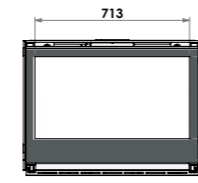
Smart Bell 75/70



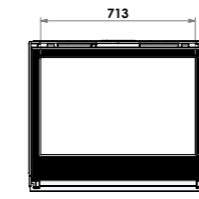
Smart Bell 75/80




Smart Bell 80/60



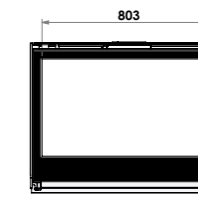
Smart Bell 80/70



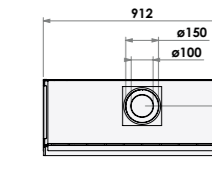
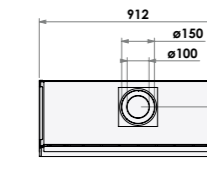
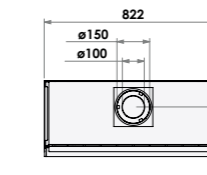
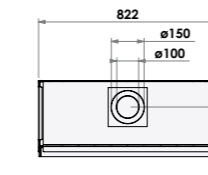
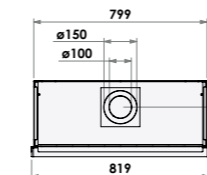
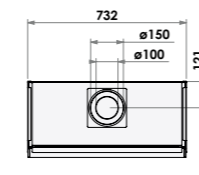
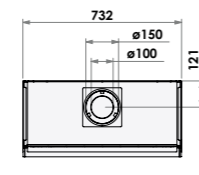
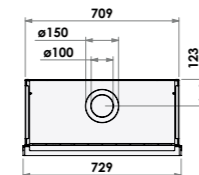
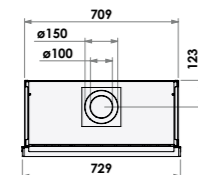
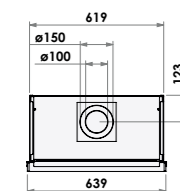
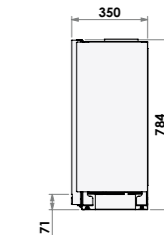
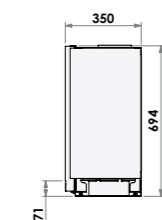
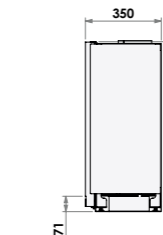
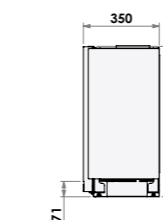
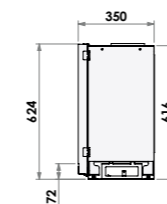
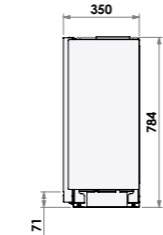
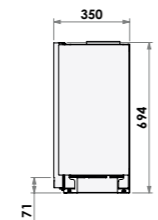
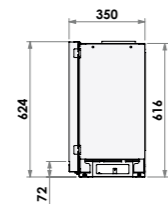
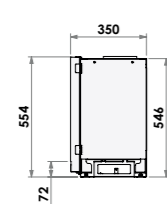
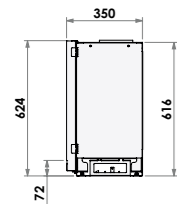

Smart Bell 80/80



Smart Bell 90/70



Smart Bell 90/80

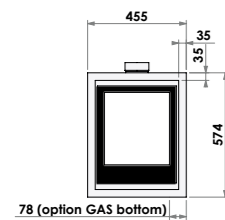




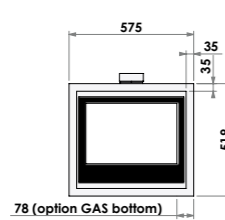
# Maatschetsen

Dessins techniques | Dimension drawings | Disegni dimensionali

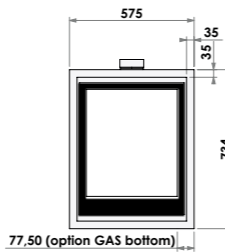
Unica 40



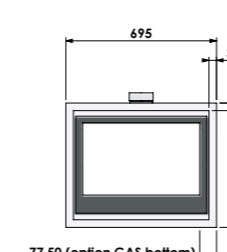
Unica 50



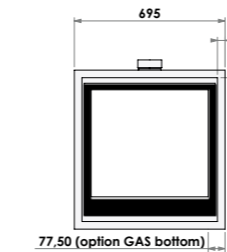
Unica 55



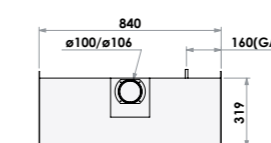
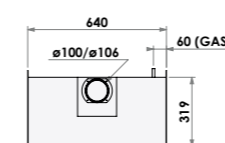
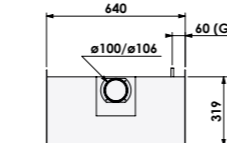
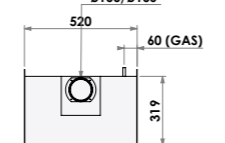
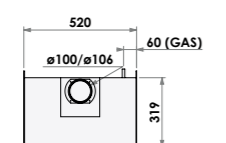
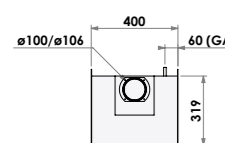
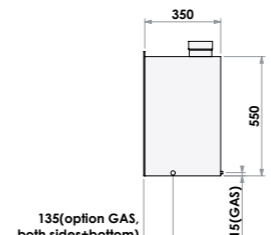
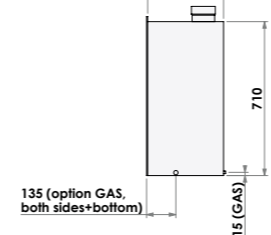
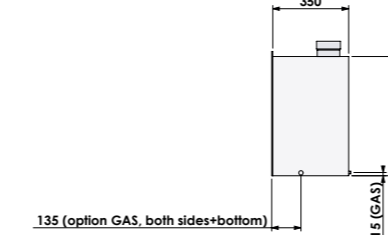
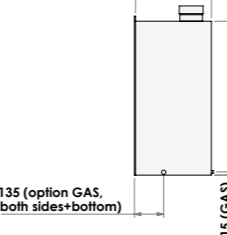
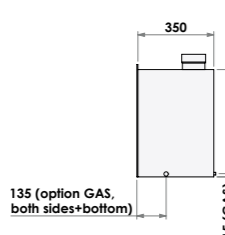
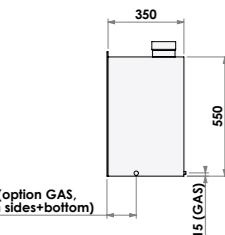
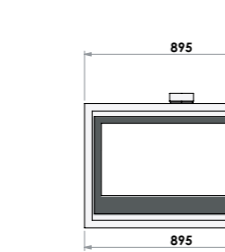
Unica 70



Unica 75

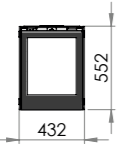
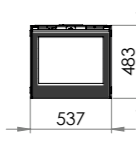
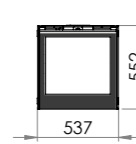
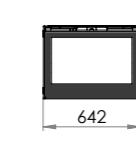


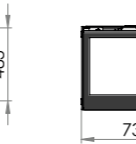
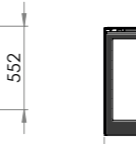
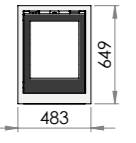
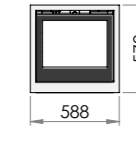
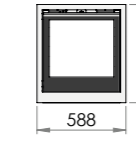


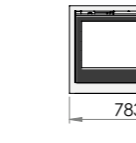
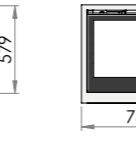
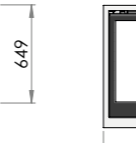
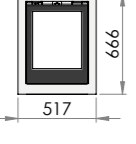

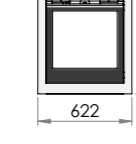



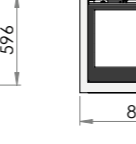
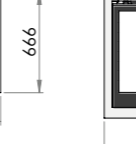
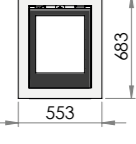





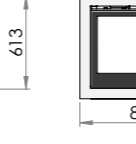
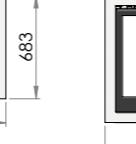
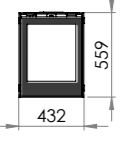
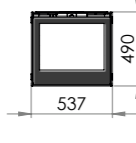
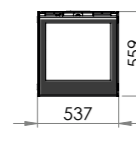
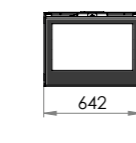
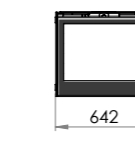
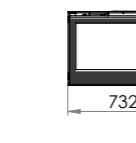
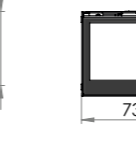
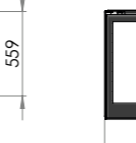



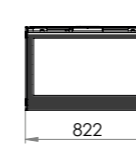








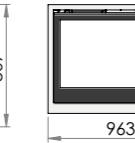
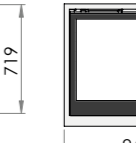




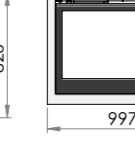
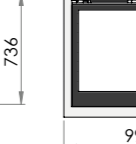

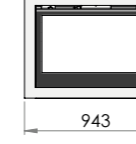


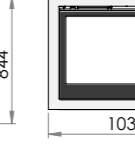
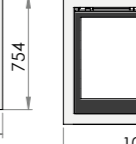


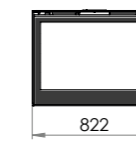


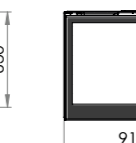
Unica 90



# Zichtmaten

Cotes apparentes | Visual dimensions | Dimensioni a vista

	Smart Bell 45/60	Smart Bell 55/55	Smart Bell 55/60	Smart Bell 65/55	Smart Bell 65/60	Smart Bell 75/55	Smart Bell 75/60	Smart Bell 75/80
inbouw kader cadres encastrable built-in frame cornice built-in								
klassiek kader 35 mm cadres classique 35 mm classic frame 35 mm cornice classic 35 mm								
klassiek kader 52 mm cadres classique 52 mm classic frame 52 mm cornice classic 52 mm								
klassiek kader 70 mm cadres classique 70 mm classic frame 70 mm cornice classic 70 mm								
verdiept kader cadres de profondeur insert frame cornice insert								

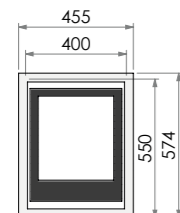
	Smart Bell 75/70	Smart Bell 80/60	Smart Bell 80/70	Smart Bell 80/80	Smart Bell 90/70	Smart Bell 90/80
inbouw kader cadres encastrable built-in frame cornice built-in						
klassiek kader 35 mm cadres classique 35 mm classic frame 35 mm cornice classic 35 mm						
klassiek kader 52 mm cadres classique 52 mm classic frame 52 mm cornice classic 52 mm						
klassiek kader 70 mm cadres classique 70 mm classic frame 70 mm cornice classic 70 mm						
verdiept kader cadres de profondeur insert frame cornice insert						

# Zichtmaten

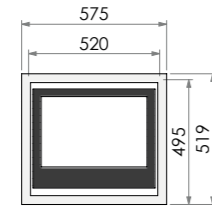
Cotes apparentes | Visual dimensions | Dimensioni a vista

Unica 40

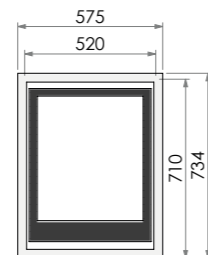
kader 35 mm  
cadres 35 mm  
frame 35 mm  
cornice 35 mm



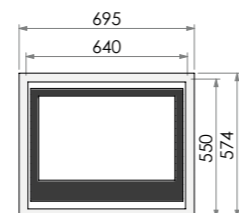
Unica 50



Unica 55

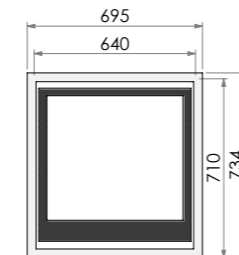


Unica 70

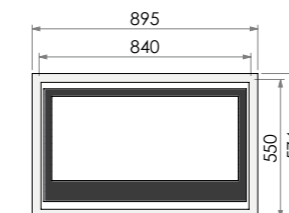


Unica 75

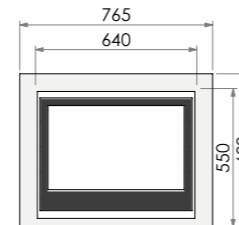
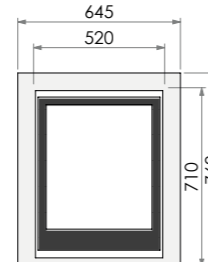
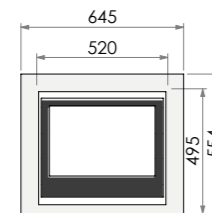
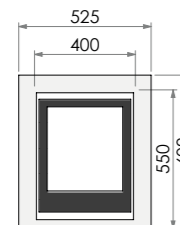
kader 35 mm  
cadres 35 mm  
frame 35 mm  
cornice 35 mm



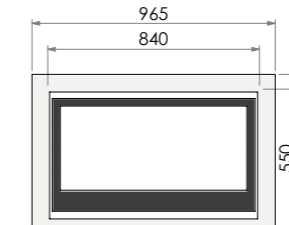
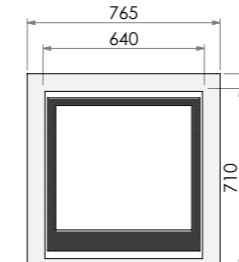
Unica 90



kader 70 mm  
cadres 70 mm  
frame 70 mm  
cornice 70 mm



kader 70 mm  
cadres 70 mm  
frame 70 mm  
cornice 70 mm



# Tweezijdige haarden

Appareils à deux faces | Two-sided fireplaces | Camini bifacciali

- De tweezijdige gashaarden van Bellfires beleef je van twee kanten: zowel links als rechts om de hoek. Een vuurbeleving die zijn investering dubbel en dwars waard is.
- Les appareils au gaz à deux faces de Bellfires offrent une expérience sur deux côtés : tant à gauche qu'à droite de l'angle. Une expérience du feu dont l'investissement en vaut vraiment la peine.
- You can enjoy the Bellfires two-sided gas fireplaces from two sides: from left and right corners. This is an experience of the fire that makes your investment truly worthwhile.
- I camini bifacciali Bellfires possono essere ammirati da due lati: sia a sinistra che a destra. Un'esperienza intensa e coinvolgente che vale l'investimento.



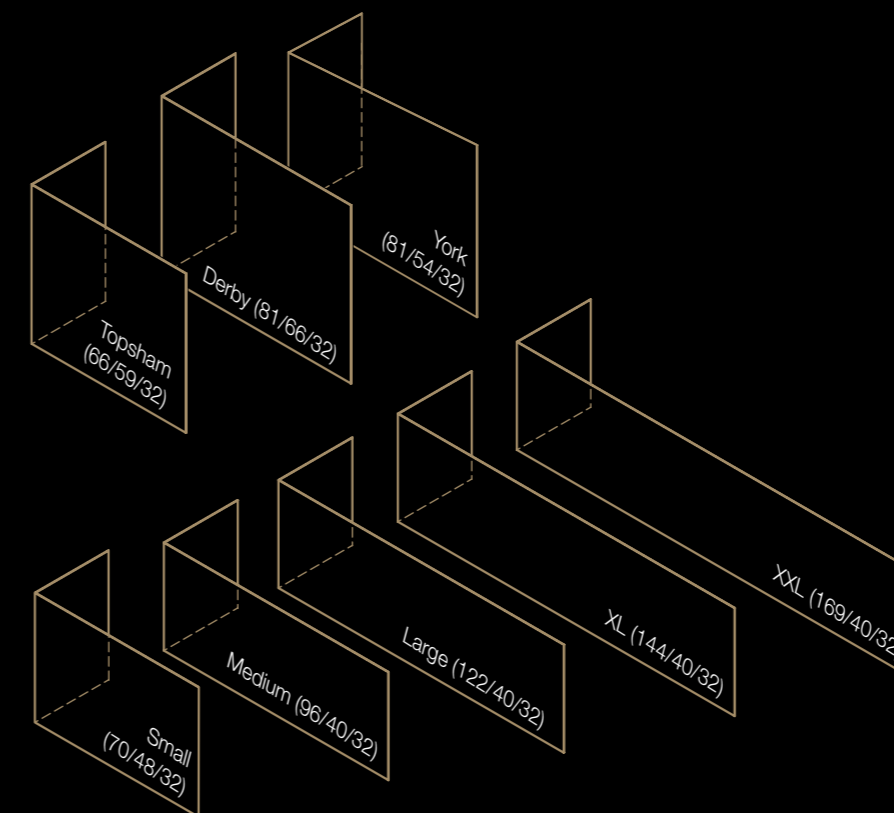
Corner Bell Small	50
Corner Bell Medium	52
Corner Bell Large	52
Corner Bell XL	54
Corner Bell XXL	55
Corner Bell Topsham	56
Corner Bell Derby	56
Corner Bell York	57

## Overzicht uitvoeringen

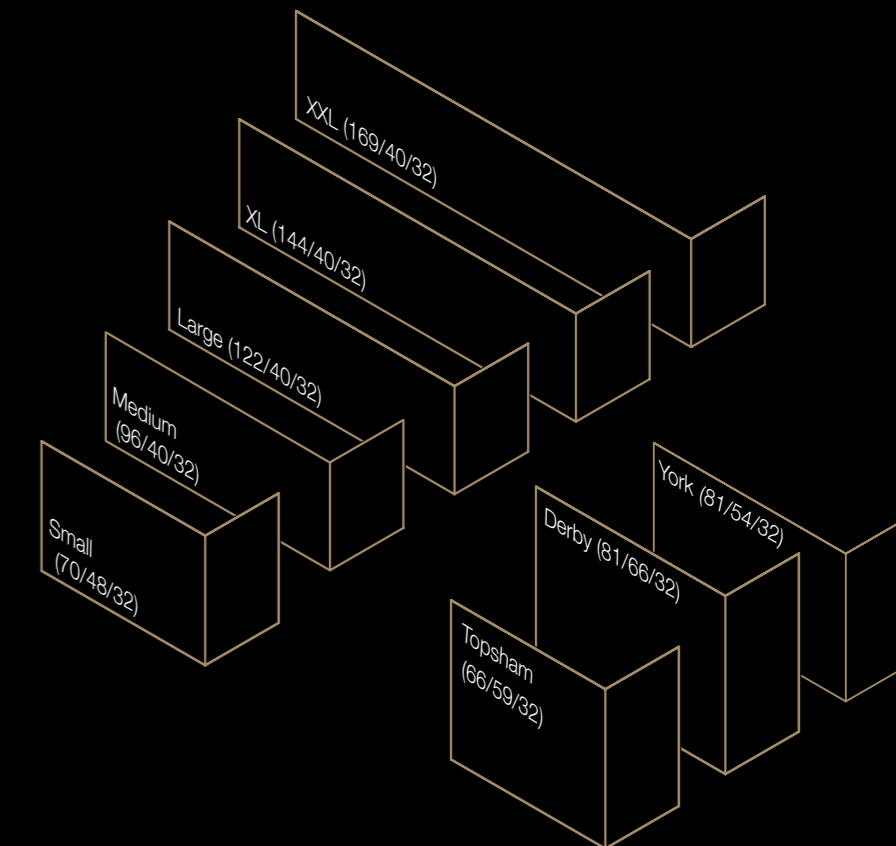
Vue d'ensemble des versions | Overview of versions | Panoramica delle versioni

### Original Bell serie

#### Corner Bell | Links



#### Corner Bell | Rechts



# Corner Bell



ORIGINAL BELL  
SERIE  
P108

  
PLC  
P118-121

  
P123

  
P124

  
P126-129

  
P117

  
P117

  
P116

  
P58



# Corner Bell



ORIGINAL BELL  
SERIE  
P108



# Corner Bell



Small



Medium



Large



XL



XXL



Topsham



Derby



York



A

Kader: Hidden Door +10 cm | Brander: Centre Fire

ORIGINAL BELL  
SERIE

P108



P118-119



P123



P124



P126-129



P117



P117



P116



P59-60



A

Kader: Hidden Door +10 cm | Brander: Line Fire






Kader: Hidden Door +10 cm | Brander: Line Fire

## Corner Bell



Kader: Hidden Door | Brander: Premium Fire

- ORIGINAL BELL SERIE  
P.108
-  PLC  
P.118-121
-  P.123
-  P.124
-  P.126-129
-  P.117
-  P.117
-  P.116
-  P.60-61



# Maatschetsen

Dessins techniques | Dimension drawings | Disegni dimensionali

Corner Bell Small L

Corner Bell Small R

Corner Bell Medium L

Corner Bell Medium R

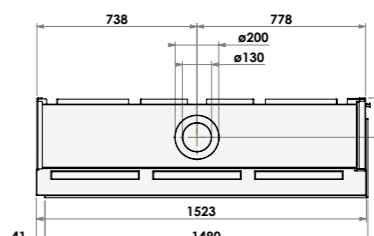
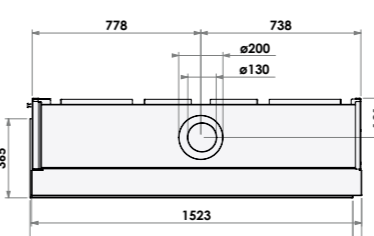
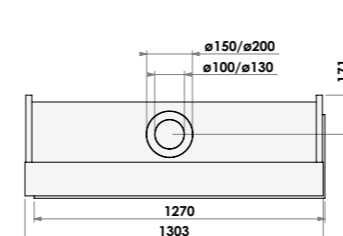
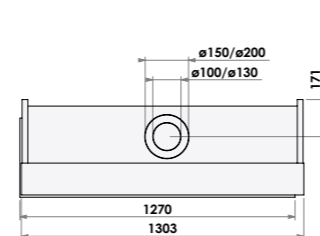
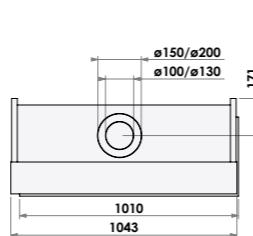
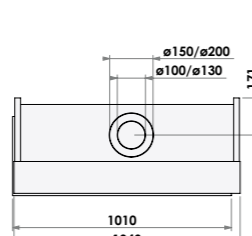
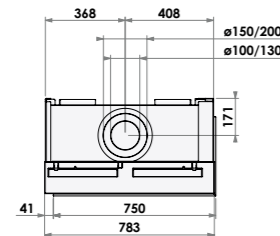
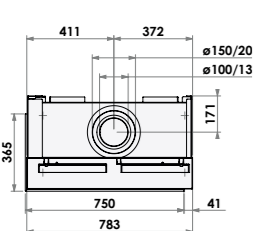
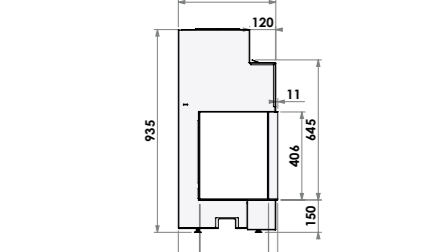
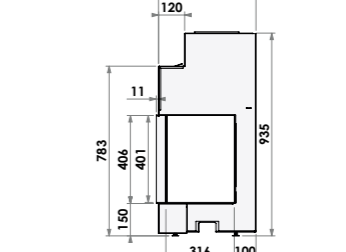
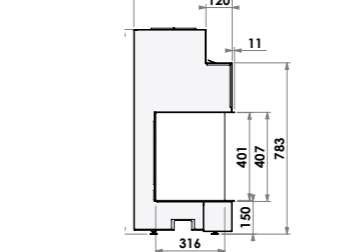
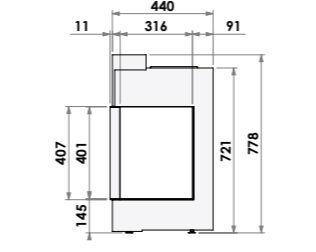
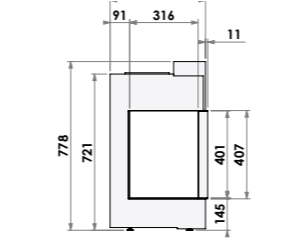
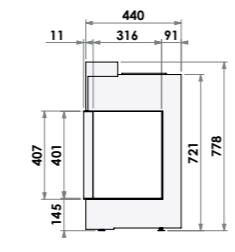
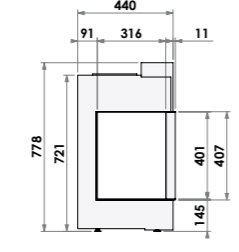
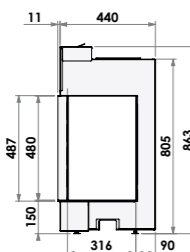
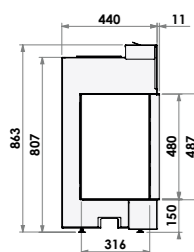
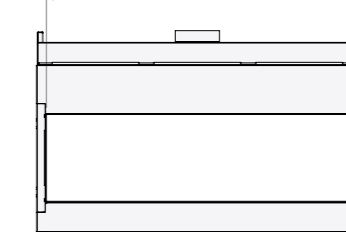
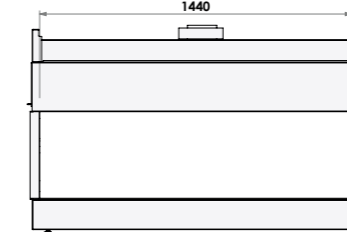


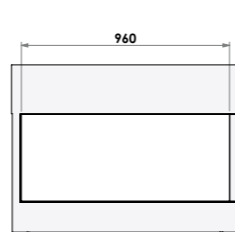
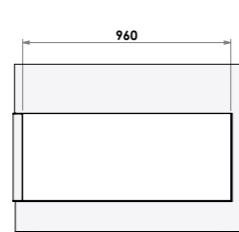
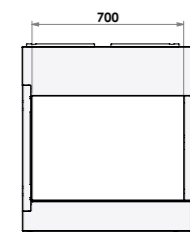
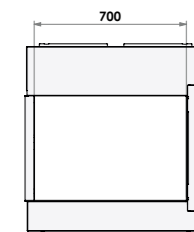
Corner Bell Large L

Corner Bell Large R

Corner Bell XL L

Corner Bell XL R

Corner Bell XXL L

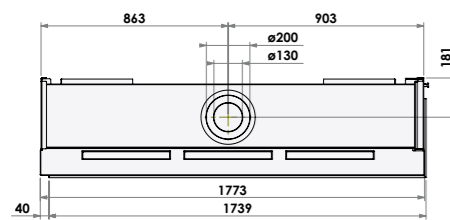
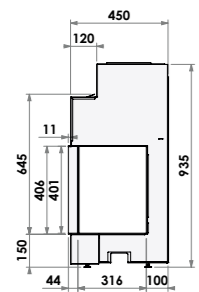
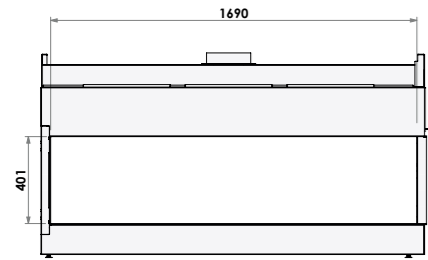




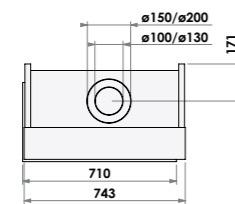
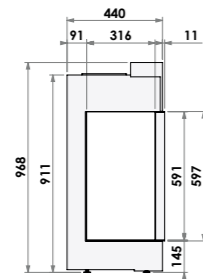
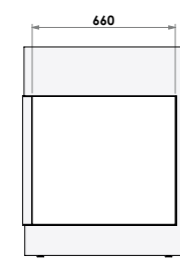
# Maatschetsen

Dessins techniques | Dimension drawings | Disegni dimensionali

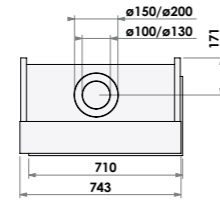
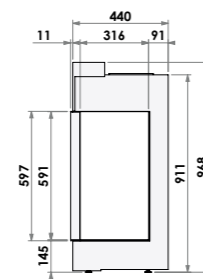
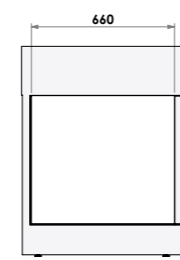
Corner Bell XXL R



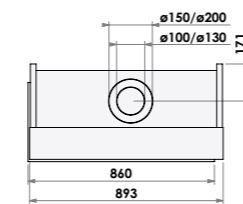
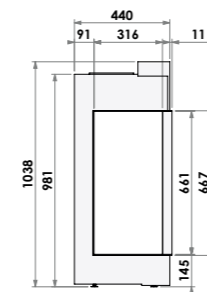
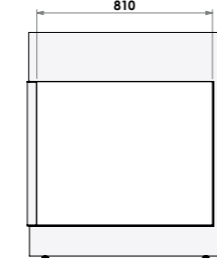
Corner Bell Topsham L



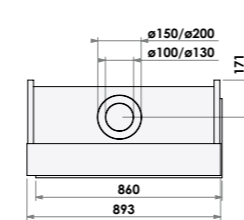
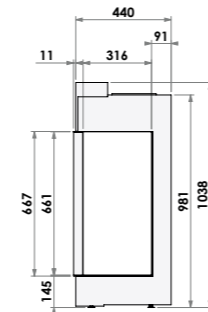
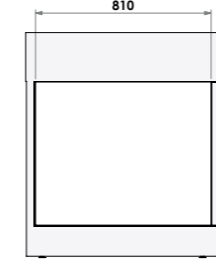
Corner Bell Topsham R



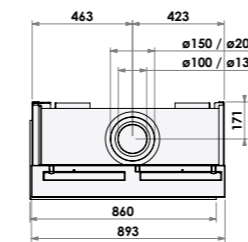
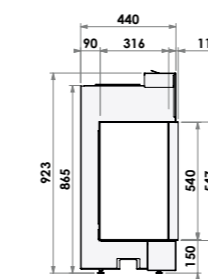
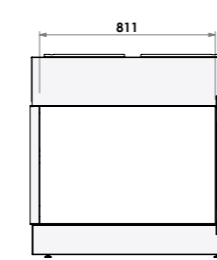
Corner Bell Derby L



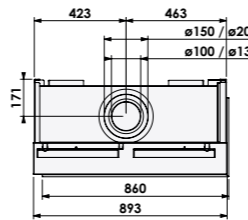
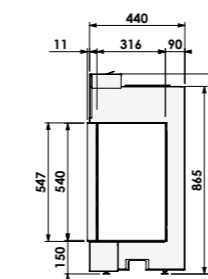
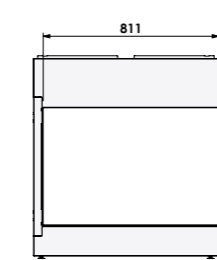
Corner Bell Derby R



Corner Bell York L



Corner Bell York R



# Driezijdige haarden

Appareils à trois faces | Three-sided fireplaces | Camini trifacciali

- Vuur in drievoud. Met z'n allen rond de haard dankzij een perfect zicht op het vuur vanuit alle hoeken.
- Du feu en triple. Installez-vous tous autour du feu grâce à une vue parfaite sur les flammes de chaque angle.
- Fire in triplicate. Everyone can sit around the fireplace and have a perfect view from all angles.
- Il fuoco al cubo. Grazie alla perfetta visuale sul fuoco da qualsiasi angolazione il camino diventerà il fulcro della casa intorno.



Smart Bell Panorama 45/45	64
Smart Bell Panorama 45/59	64
Smart Bell Panorama 73/52	66

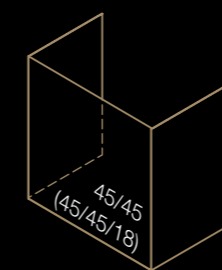
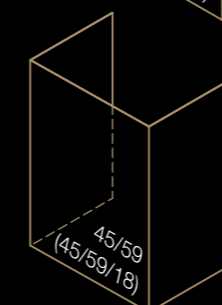
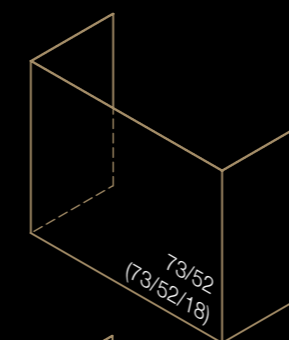
View Bell Small	66
View Bell Medium	68
View Bell Large	70
View Bell XL	71
View Bell XXL	71
View Bell Vertical	72
View Bell Topsham	74
View Bell Derby	76
View Bell York	78

## Overzicht uitvoeringen

Vue d'ensemble des versions | Overview of versions | Panoramica delle versioni

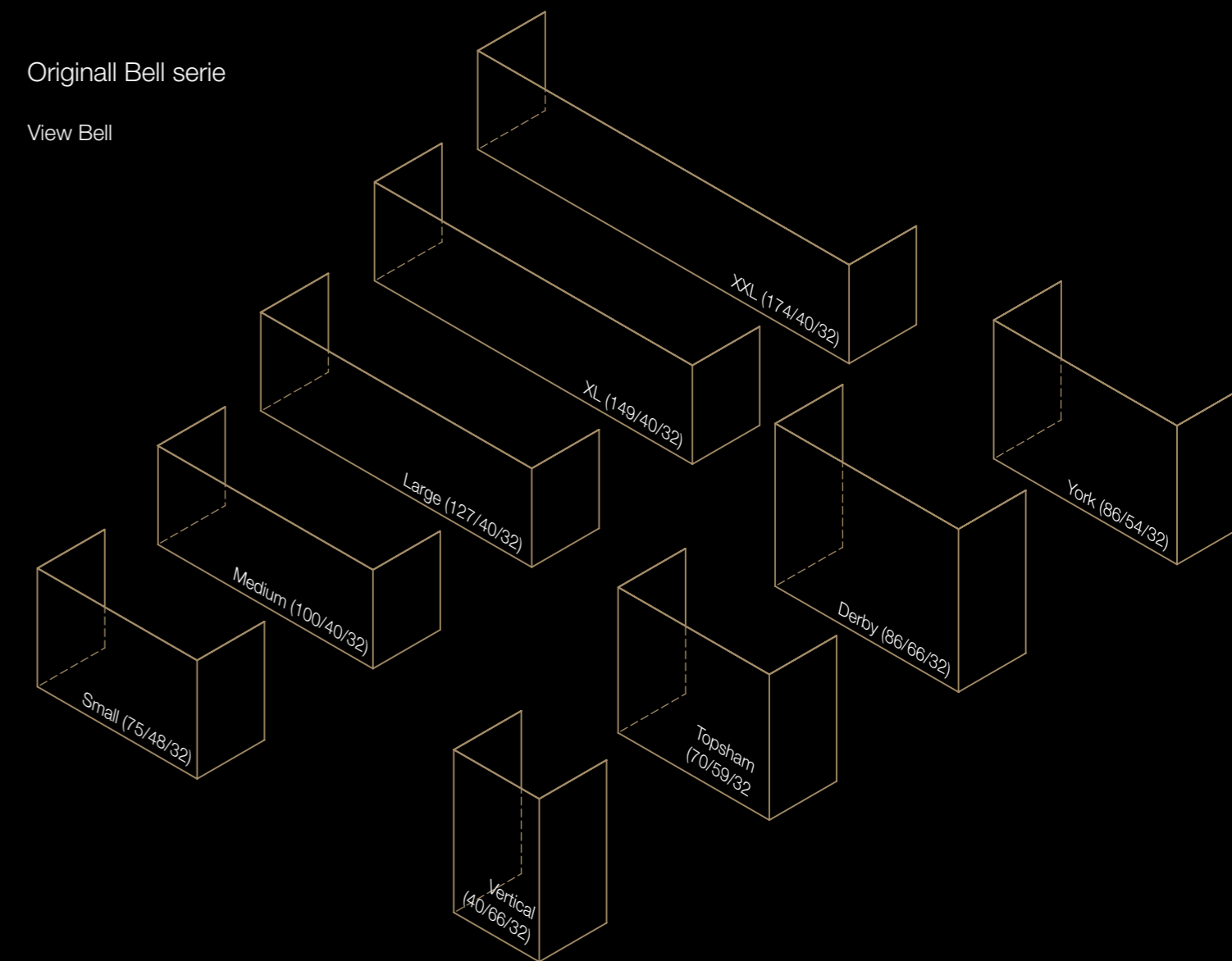
### Smart Bell serie

#### Panorama



### Originall Bell serie

#### View Bell



# Smart Bell Panorama



Panorama 45/45   Panorama 45/59   Panorama 73/52

SMART BELL  
SERIE

P113



P120



P123



P124



P126-129



P117



P117



P116



P82



# Smart Bell Panorama



Panorama 45/45   Panorama 45/59   Panorama 73/52

SMART BELL  
SERIE  
P113



# View Bell



ORIGINAL BELL  
SERIE  
P112



P118-121



P123



P124



P126-129



P117



P117



P116



P83



# View Bell



ORIGINAL BELL  
SERIE  
P112



P118-119



P123



P124



P126-129



P117



P117



P116



P83



# View Bell



- ORIGINAL BELL SERIE
- P112
- LC
- P118-119
- P123
- P124
- P126-129
- P117
- P117
- P116
- P83

# View Bell



ORIGINAL BELL  
SERIE  
P112



P118-119



P123



P124



P126-129



P117



P117



P116



P84



# View Bell



Small Medium Large XL XXL Vertical Topsham Derby York

ORIGINAL BELL  
SERIE  
P112

PLC  
P118-121

P123

P124

P126-129

P117

P117

P116

P85



# View Bell



ORIGINAL BELL  
SERIE  
P112



P118-121



P123



P124



P126-129



P117



P117



P116



P85



# View Bell



ORIGINAL BELL  
SERIE  
P112

PLC  
P118-121

P123

P124

P126-129

P117

P117

P116

P85

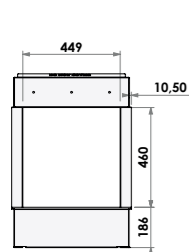




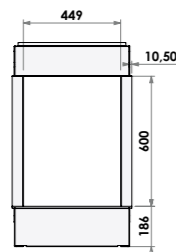
# Maatschetsen

Dessins techniques | Dimension drawings | Disegni dimensionali

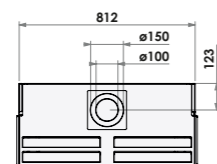
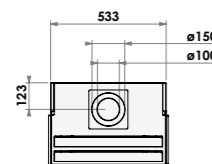
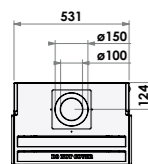
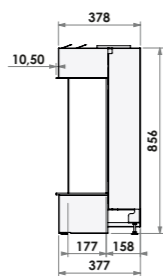
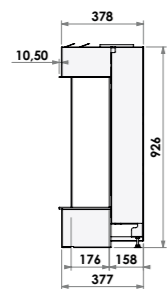
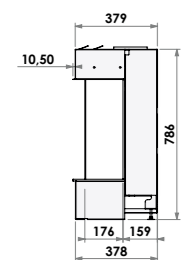
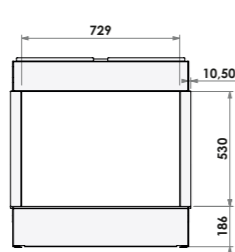
Smart Bell Panorama 45/45



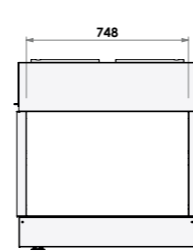
Smart Bell Panorama 45/59



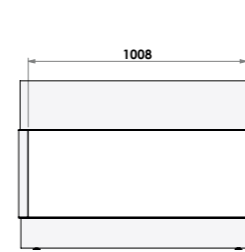
Smart Bell Panorama 73/52



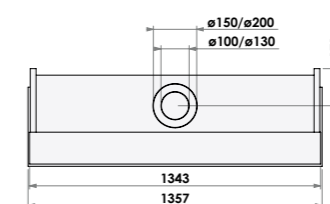
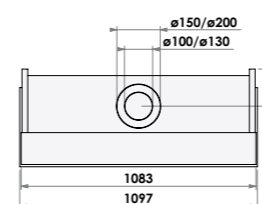
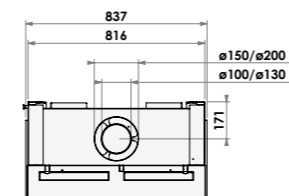
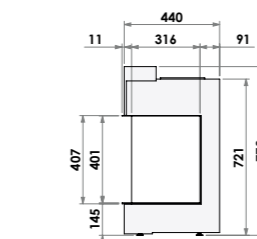
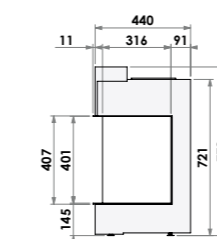
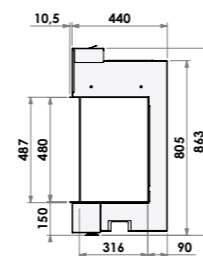
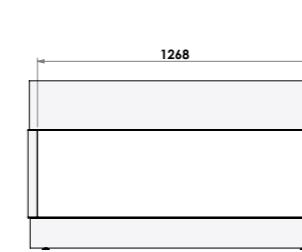
View Bell Small



View Bell Medium



View Bell Large

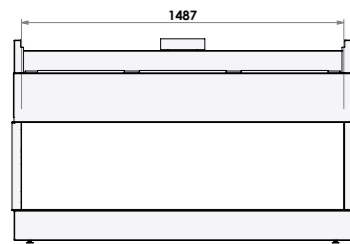




# Maatschetsen

Dessins techniques | Dimension drawings | Disegni dimensionali

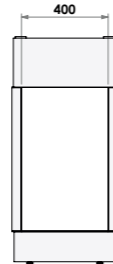
View Bell XL



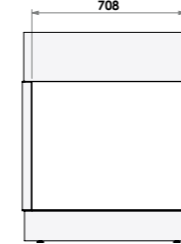
View Bell XXL




View Bell Vertical



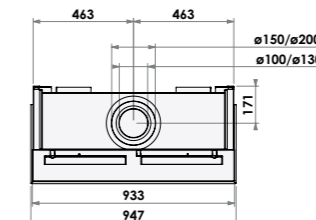
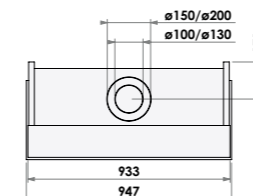
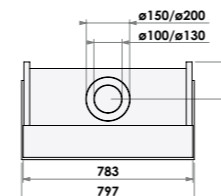
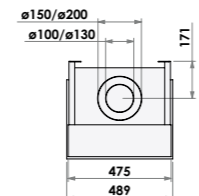
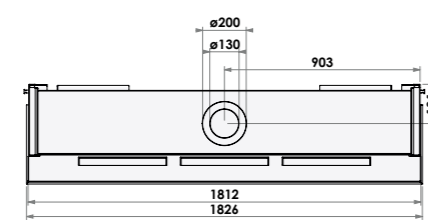
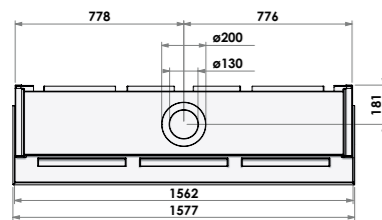
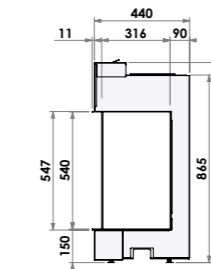
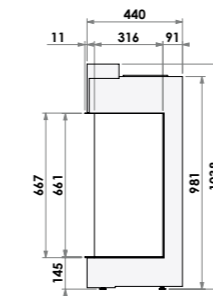
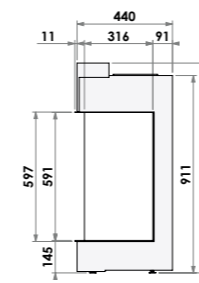
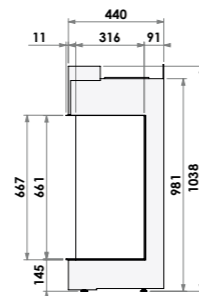
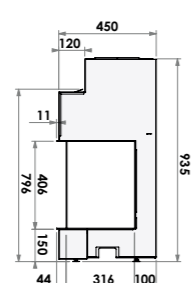
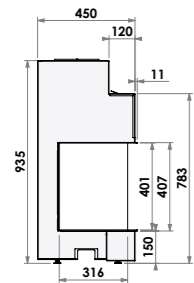
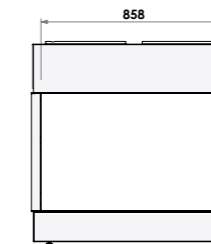
View Bell Topsham



View Bell Derby



View Bell York



# Room Dividers

Room Dividers | Room Dividers | Room Divider

- Met deze markante blikvanger verdeel je de ruimte en kun je vanuit verschillende hoeken van het vuur kunt genieten.
- Avec cet appareil qui attire tous les regards, divisez la pièce et profitez du feu à partir d'angles différents.
- The remarkable eye catcher divides your room and you can enjoy the fire from various angles.
- Dividete lo spazio con questo pezzo d'arredamento attraente e godete il fuoco da ogni angolo della vostra casa.



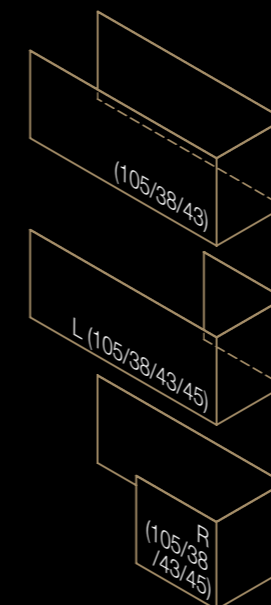
Room Divider Medium	84
Room Divider Medium links / rechts	84
Room Divider Large	85
Room Divider Large links / rechts	86

## Overzicht uitvoeringen

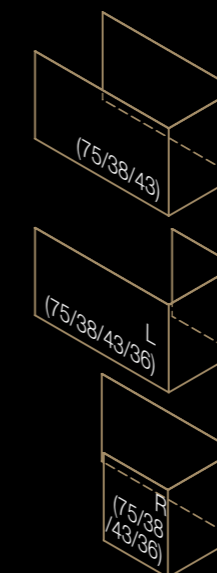
Vue d'ensemble des versions | Overview of versions | Panoramica delle versioni

### Room Divider serie

#### Large



#### Medium





Kader: Kaderloos | Brander: Line Fire

## Room Divider



Kader: Hidden Door +10 cm | Brander: Centre Fire

ORIGINAL BEL  
SERIE  
P108

  
LC  
P118-119

  
P123

  
P124

  
P126-129

  
P117

  
P117

  
P116

  
P88-89

# Room Divider



ORIGINAL BEL  
SERIE  
P112

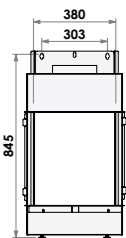




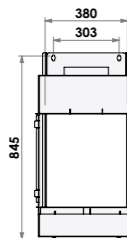
# Maatschetsen

Dessins techniques | Dimension drawings | Disegni dimensionali

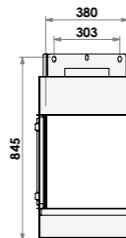
Room Divider Medium



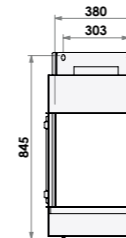
Room Divider Medium L



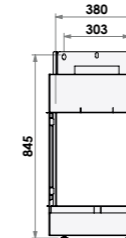
Room Divider Medium R



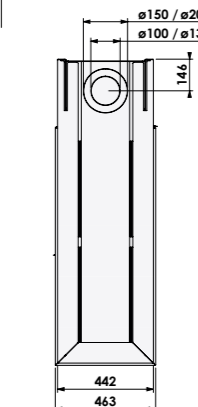

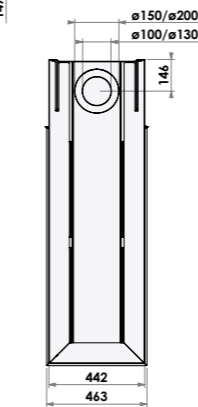
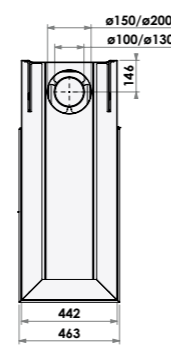
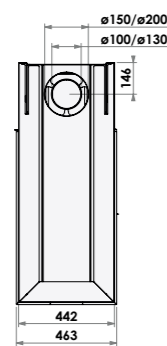
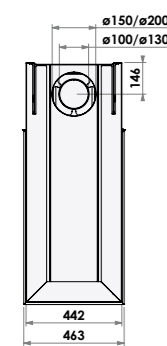
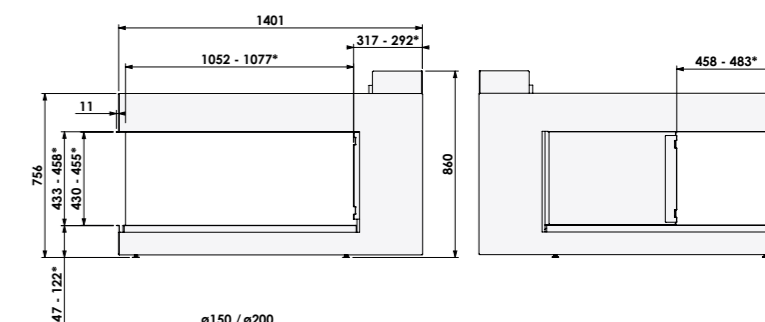
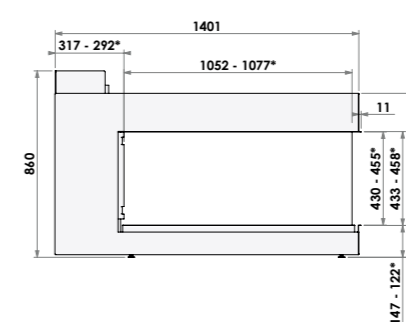
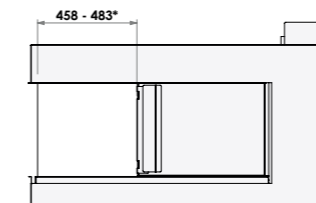
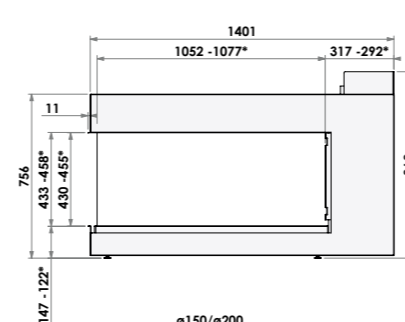
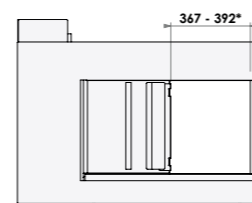
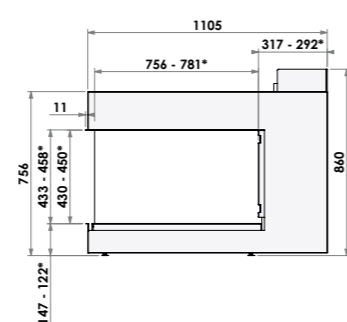
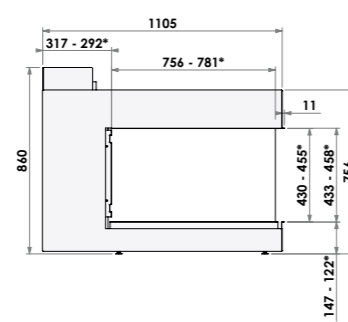
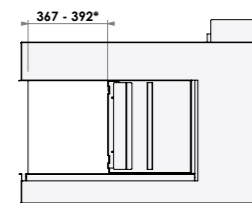
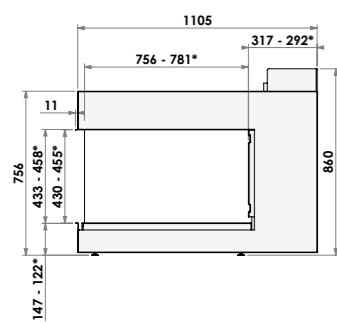
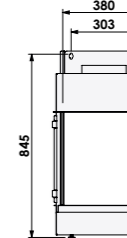
Room Divider Large



Room Divider Large L



Room Divider Large R



\* = adjustable

\* = adjustable

# Tunnel haarden

Foyers tunnel | Tunnel fireplaces | Camini tunnel

- Dit is genieten van twee kanten. Deze tunnelvormige haarden geven nóg meer zicht op het vuur.
- Pour en profiter de deux côtés. Ces appareils tunnel offre une vue encore plus large sur les flammes.
- This is enjoyment from two sides. The tunnel-shaped fireplaces provide an even better view of the fire.
- Godersi il fuoco da più punti di vista: ecco l'essenza di questi camini. Questi camini a tunnel offrono una visuale ancora più ampia del fuoco.



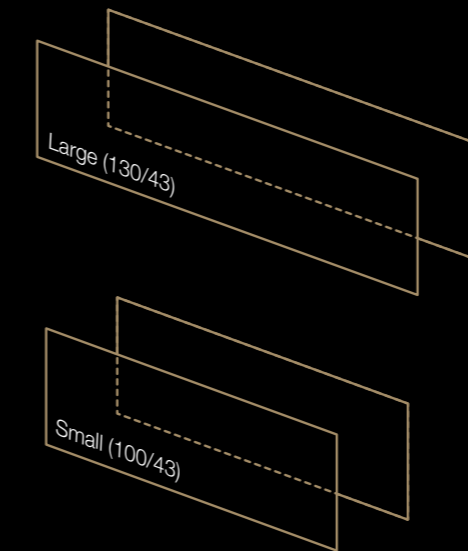
Horizon Bell Small Tunnel	92
Horizon Bell Large Tunnel	93
Vertical Bell Small Tunnel	94
Vertical Bell Medium Tunnel	95
Derby Large Tunnel	96

## Overzicht uitvoeringen

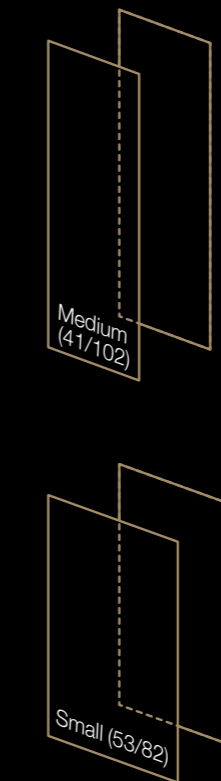
Vue d'ensemble des versions | Overview of versions | Panoramica delle versioni

### Original Bell serie

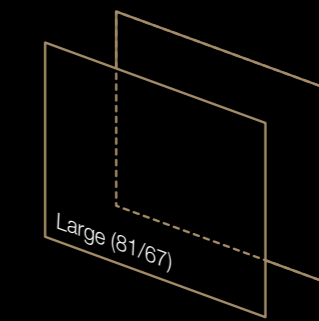
#### Horizon Bell Tunnel



#### Vertical Bell Tunnel



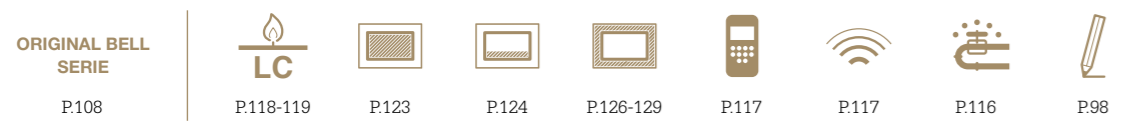
#### Derby Tunnel



# Tunnel haarden



Kader: Hidden Door | Brander: Line Fire



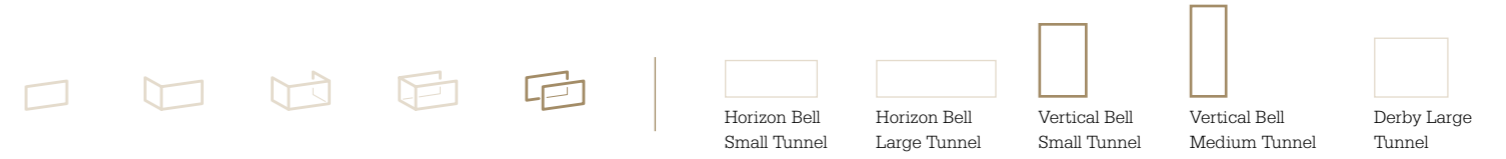
A

Kader: Hidden Door +7 cm | Brander: Centre Fire



Kader: Floating Frame | Brander: Line Fire

## Tunnel haarden



Kader: Hidden Door | Brander: Line Fire

- ORIGINAL BELL SERIE  
P.108
- LC  
P.118-119
- P.123
- P.124
- P.126-129
- P.117
- P.117
- P.116
- P.98-99

# Tunnel haarden



ORIGINAL BELL  
SERIE  
P108

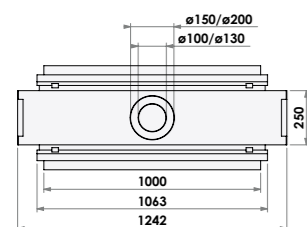
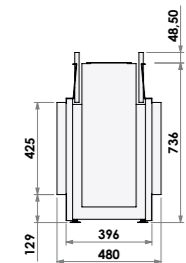
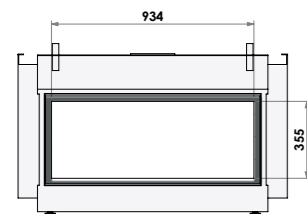




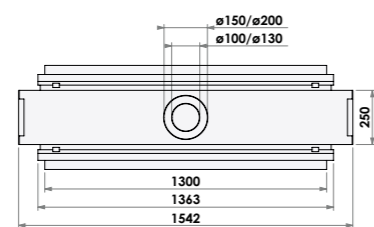
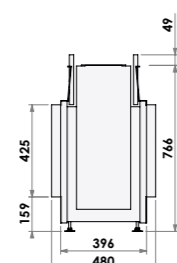
# Maatschetsen

Dessins techniques | Dimension drawings | Disegni dimensionali

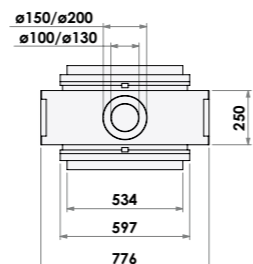
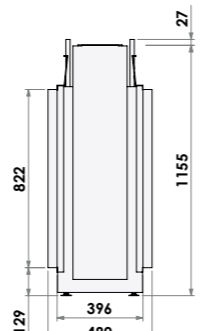
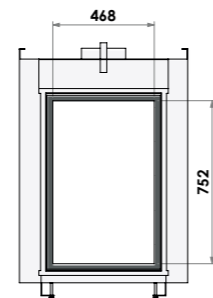
Horizon Bell Small Tunnel



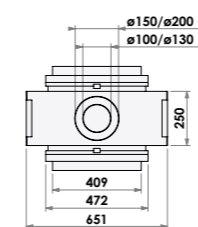
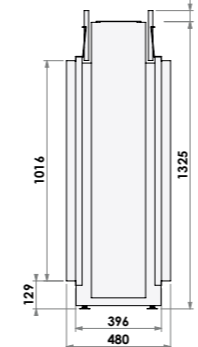
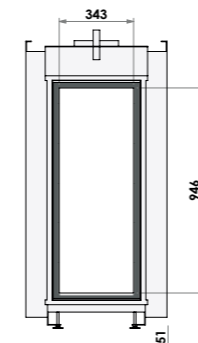
Horizon Bell Large Tunnel



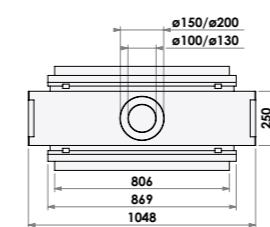
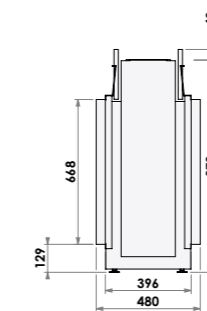
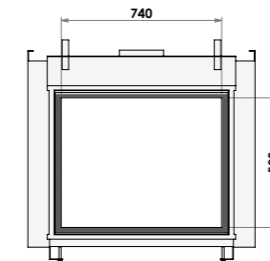
Vertical Bell Small Tunnel



Vertical Bell Medium Tunnel



Derby Large Tunnel









# Warmtebepaling

La chaleur requise | Heat requirements | Fabbisogno Energetico

■ Hoe bepaal ik het vermogen dat mijn haard of kachel moet hebben om de gewenste ruimte te verwarmen?

U kunt op eenvoudige wijze het vermogen bepalen van de haard of de kachel dat u nodig heeft om de gewenste ruimte te verwarmen. In de grafiek hieronder ziet u het vermogen uitgedrukt in kilowatt (kW). De te verwarmen ruimte wordt uitgedrukt in kubieke meters (m<sup>3</sup>). Het aantal kubieke meters bepaalt u door de lengte, breedte en hoogte van de ruimte met elkaar te vermenigvuldigen. Op het snijpunt van één van de drie lijnen kunt u vervolgens het benodigde vermogen aflezen. Welke van de drie lijnen u moet kiezen, hangt af van de mate waarin uw woning is geïsoleerd.

## Lijn A:

geldt voor een goed geïsoleerde woning. De woning is voorzien van dubbele beglazing, muurisolatie en vloerisolatie.

## Lijn B:

geldt voor een redelijk geïsoleerde woning. De woning is minimaal voorzien van dubbele beglazing.

## Lijn C:

geldt voor een slecht geïsoleerde woning. De woning heeft geen van de hierboven genoemde vormen van isolatie.

## Let op!

Er zijn echter ook nog bepaalde factoren waardoor het warmteverlies in de woning vergroot wordt. Denkt u maar eens aan een open keuken of een open trap. Hierdoor gaat veel warmte verloren. Dit warmteverlies kan worden opgevangen door in dergelijke situaties een haard of kachel met een groter vermogen te kiezen. Daarom adviseren wij u altijd met uw vakspecialist te overleggen voordat u een keuze maakt.

■ Comment déterminer la puissance de mon foyer ou poêle pour chauffer la pièce souhaitée?

Vous pouvez déterminer aisément la puissance requise du foyer ou du poêle pour chauffer une pièce. Dans le graphique ci-dessous, vous voyez la puissance exprimée en kilowatts (kW). La pièce à chauffer est exprimée en mètres cubes (m<sup>3</sup>). Le nombre de mètres cubes se calcule en multipliant la longueur, la largeur et la hauteur de la pièce. À l'intersection de l'une des trois lignes, vous pouvez ensuite lire la puissance requise. La ligne que vous devez sélectionner dépend du degré d'isolation de votre logement.

## La ligne A:

est d'application pour un logement bien isolé. Le logement est doté de double vitrage, d'une isolation murale et d'une isolation du sol.

## La ligne B:

est d'application pour un logement raisonnablement isolé. Le logement est doté au minimum de double vitrage.

## La ligne C:

est d'application pour un logement mal isolé. Le logement ne bénéficie d'aucune des formes d'isolation susmentionnées.

## Attention!

Il existe encore d'autres facteurs qui augmentent la perte de chaleur dans le logement. Songez à une cuisine ouverte ou à un escalier ouvert. De ce fait, une grande quantité de chaleur est perdue. Dans de telles situations, cette perte de chaleur peut être compensée en sélectionnant un foyer ou un poêle d'une puissance supérieure. C'est pourquoi nous vous recommandons de toujours consulter votre spécialiste avant d'opérer un choix.

■ How do I determine the capacity my fire or stove needs to heat the area in which it is situated?

You can easily determine the capacity of the fire or the stove you need to heat the chosen area. In the graph below, the capacity is expressed in kilowatt (kW). The area to be heated is expressed in cubic metres (m<sup>3</sup>). You calculate the number of cubic metres by multiplying length, height and width of the room together. You can then read the required capacity at the intersection on one of the three lines. Which of the three lines you should choose depends on the extent of insulation in your home.

## Line A:

applies to a well-insulated house. It is fitted with double glazing, wall insulation and floor insulation.

## Line B:

applies to a reasonably insulated house. The house has at least double glazing.

## Line C:

applies to a badly insulated house. The house has none of the insulation mentioned above.

## Important!

There are, however, certain factors which increase the heat loss in the house. Things like an open kitchen or an open staircase. These can allow a lot of heat to escape. This heat loss can be compensated by choosing a fire or stove with a higher capacity in such situations. That is why we would always advise you to consult your professional dealer before making a choice.

■ Come determinare la corretta Potenza del caminetto o della stufa idonea a riscaldare l'ambiente di installazione?

Potete facilmente determinare la potenza del caminetto o della stufa necessarie per riscaldare l'area prescelta. Nel grafico sotto riportato la potenza è espressa in kilowatt (Kw). L'area da riscaldare è espressa in metri cubi (m<sup>3</sup>). Calcolate il volume dell'area moltiplicando lunghezza, altezza e larghezza della stanza.

Il punto di intersezione di questi valori su una delle tre linee indica la potenza richiesta. La scelta tra le 3 rette dipende dal tipo di isolamento della vs. casa.

## Retta A:

Si applica ad una casa isolata, dotata di doppio tetto, isolamento alle pareti ed al pavimento.

## Retta B:

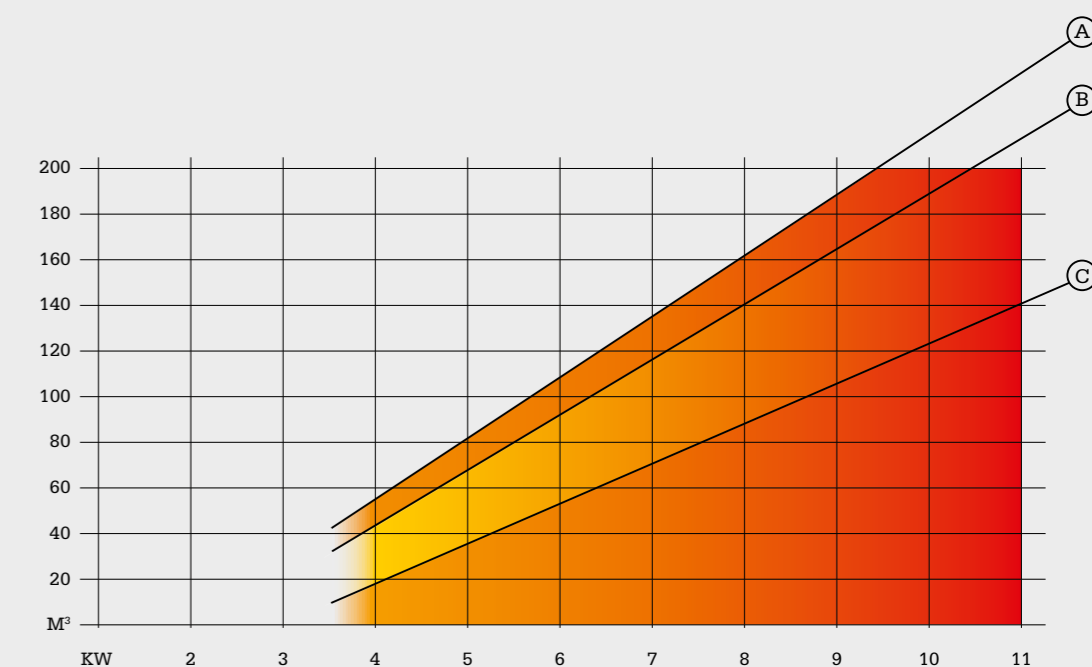
Si applica ad una casa con isolamento discreto che dispone almeno di un doppio tetto.

## Retta C:

Si applica ad una casa con cattivo isolamento che non dispone di alcuna delle caratteristiche sopra menzionate.

## Importante!

Vi sono fattori che possono aumentare le perdite di calore in una casa. Elementi quali una cucina o un vano scale aperti possono peggiorare ulteriormente la situazione. Queste perdite di calore possono essere compensate dall'adozione di un caminetto o di una stufa più potenti. Per questo motivo consigliamo sempre di consultare un tecnico professionista per scegliere il prodotto più idoneo.



# Original Bell serie

Série Original Bell | Original Bell series | Serie Original Bell

- 1 ■ Meer installatiemogelijkheden door rookgasafvoer in zowel 100/150 en 130/200.  
 ■ Plus de possibilités d'installation grâce à l'évacuation des fumées dans les deux diamètres 100/150 et 130/200.  
 ■ Flue connections of 100/150 and 130/200 provide more installation possibilities.  
 ■ Maggiori possibilità di installazione grazie tubo di scarico fumi da 100/150 e 130/200.

- 2 ■ Gesloten systeem, dus een hoger rendement.  
 ■ Système à ventouse, pour un rendement plus élevé.  
 ■ Closed system, therefore a higher yield.  
 ■ Sistema chiuso, rendimento più alto.

- 3 ■ Optimaal zicht op het vuur, met naar keuze gepolijst of ontspiegeld glas.  
 ■ Vue optimale sur le feu, avec vitre polie ou antireflet au choix.  
 ■ Enhanced view of the fire with a choice of polished or non-reflective glass.  
 ■ Visuale sul fuoco ottimale, con scelta tra vetro di serie o antiriflesso.

- 4 ■ Passend in ieder interieur met keuze uit diverse kaders.  
 ■ Se marie avec chaque intérieur avec un choix de différents cadres.  
 ■ Suitable for every interior with a choice of various frames.  
 ■ Adattabile a qualsiasi arredamento grazie alla possibilità di scelta tra diverse cornici.

- 5 ■ Maak je haard persoonlijk, met diverse keuzes in interieur en brander decoratie.  
 ■ Personnalisez votre appareil, avec plusieurs choix d'intérieurs et de décorations de brûleur.  
 ■ Give your fireplace a personal touch with various choices for the interior and burner decoration.  
 ■ Personalizzate il vostro camino con le svariate possibilità di scelta del rivestimento interno e della decorazione dei bruciatori.

- 6 ■ Veilig en gemakkelijk in gebruik, door het gepatenteerde deurmechanisme.  
 ■ Utilisation sûre et facile grâce au mécanisme de porte breveté.  
 ■ Patented door mechanism makes it safe and easy to use.  
 ■ Sicuro e di facile utilizzo grazie allo sportello con meccanismo brevettato.

- 7 ■ Altijd een haard die past, dankzij de vele maatvarianten.  
 ■ Il y a toujours un appareil adapté grâce aux nombreuses dimensions.  
 ■ There is always a suitable fireplace thanks to the many sizes available.  
 ■ Un camino che calza a pennello in ogni ambiente grazie alle diverse misure disponibili.

- 8 ■ Gebruiksgemak ten top, bediening middels handzender of optionele App.  
 ■ Utilisation simplissime par une télécommande ou une application en option.  
 ■ Super easy to use, operates by remote control or an optional App.  
 ■ Comodità d'uso superiore con la gestione tramite telecomando o app opzionale.



# Smart Bell serie

Série Smart Bell | Smart Bell series | Serie Smart Bell

- 1 ■ Door de concentrische rookgasafvoer van 100/150 ook perfect geschikt voor renovatie.  
 ■ Grâce au conduit concentrique de 100/150, ces appareils conviennent parfaitement pour la rénovation.  
 ■ The 100/150 flue connection allows installation into existing chimneys with the flex kit.  
 ■ Con il tubo di scarico fumi da 100/150 è perfetto anche per interventi di ristrutturazione.

- 2 ■ Gesloten systeem, dus een hoger rendement.  
 ■ Système à ventouse, pour un rendement plus élevé.  
 ■ Closed system, therefore a higher yield.  
 ■ Sistema chiuso, rendimento più alto.

- 3 ■ Een prachtig vuurbeeld, dankzij de standaard schakelbare MagniFire of Premium Fire.  
 ■ Une magnifique vue sur les flammes grâce au Magnifire ou Premium Fire modulable et standard.  
 ■ An amazing display of fire thanks to the standard switchable MagniFire or Premium Fire.  
 ■ Un fuoco dall'aspetto incantevole grazie al MagniFire commutabile standard o al Premium Fire.

- 4 ■ De sfeerverlichting geeft extra vuurbeleving.  
 ■ L'éclairage d'ambiance optimise l'expérience du feu.  
 ■ The ambiance lighting provides added enjoyment of the fire.  
 ■ L'illuminazione d'ambiente per un'esperienza ancora più coinvolgente.

- 5 ■ De minimale diepte van 35 cm, biedt extra inbouwvrijheid.  
 ■ La profondeur minimale de 35 cm offre une liberté d'encastrement supplémentaire.  
 ■ The minimum depth of 35 cm offers additional freedom in building it in.  
 ■ La profondità minima di 35 cm offre maggiore libertà di incasso.

- 6 ■ Eenvoudig in onderhoud, alle techniek is van voren te bereiken.  
 ■ Facile à entretenir, toute la technique étant accessible par l'avant.  
 ■ Easy to maintain, all the technical parts can be reached from the front side.  
 ■ Di facile manutenzione dato che tutti i comandi sono accessibili dalla parte anteriore.

- 7 ■ Extra stookcomfort met de optionele convectieventilator.\*  
 ■ Confort supplémentaire avec le ventilateur de convection en option.\*  
 ■ Additional burning comfort with the optional convection fan.\*  
 ■ Calore molto confortevole grazie al ventilatore di convezione.\*

- 8 ■ Passend in ieder interieur met keuze uit diverse kaders.  
 ■ Se marie avec chaque intérieur avec un choix de différents cadres.  
 ■ Suitable for every interior with a choice of various frames.  
 ■ Adattabile a qualsiasi arredamento grazie alla possibilità di scelta tra diverse cornici.

- 9 ■ Gebruiksgemak ten top, bediening middels handzender of optionele App.  
 ■ Utilisation simplissime par une télécommande ou une application en option.  
 ■ Super easy to use, operates by remote control or an optional App.  
 ■ Comodità d'uso superiore con la gestione tramite telecomando o app opzionale.



\* Let op: 5,5 cm extra inbouwdiepte. | Veuillez noter: profondeur d'installation supplémentaire de 5,5 cm. | Note: 5,5 cm extra installation depth. | Nota: profondità di installazione extra di 5,5 cm.


# Unica serie

Série Unica | Unica series | Serie Unica

- Perfect geschikt voor renovatie dankzij de aansluiting van slechts 100 mm.
  - Parfaitement adapté à la rénovation grâce au raccordement de seulement 100 mm.
  - Perfectly suitable for renovation thanks to the connection of only 100 mm.
  - Perfetta per una ristrutturazione grazie allo scarico di soli 100 mm.
- Het open systeem maakt het ideaal in renovatie-situaties.
  - Le système atmosphérique le rend idéal dans des situations de rénovation.
  - The open system makes it ideal for renovation projects.
  - Il sistema "aperto" fa in modo che sia ideale per interventi di ristrutturazione.
- De minimale diepte van 35 cm, biedt extra inbouwvrijheid.
  - La profondeur minimale de 35 cm offre une liberté d'encastrement supplémentaire.
  - The minimum depth of 35 cm offers additional freedom in building it in.
  - La profondità minima di 35 cm offre maggiore libertà di incasso.
- Optionele sfeerverlichting geeft extra vuurbeleving.
  - L'éclairage d'ambiance en option optimise l'expérience du feu.
  - The ambient lighting provides added enjoyment of the fire.
  - L'illuminazione d'ambiente opzionale offre una visuale del fuoco ed un'esperienza ancora più coinvolgente.
- Extra stookcomfort met de optionele convectieventilator.\*
  - Confort supplémentaire avec le ventilateur de convection en option.\*
  - Additional burning comfort with the optional convection fan.\*
  - Calore molto confortevole grazie al ventilatore di convezione.\*
- Altijd passend, door de verschillende klassieke kaders.
  - Se marie toujours bien grâce aux différents cadres classiques.
  - Always suitable due to the various classic frames.
  - Le varie cornici classiche lo rendono versatile e adatto a qualsiasi tipo di arredamento.



- Eenvoudig in onderhoud, alle techniek is van voren te bereiken.
  - Facile à entretenir, toute la technique étant accessible par l'avant.
  - Easy to maintain, all the technical parts can be reached from the front side.
  - Di facile manutenzione dato che tutti i comandi sono accessibili dalla parte anteriore.



- Bedieningsgemak door standaard bediening met handzender.
  - Manipulation aisée par la télécommande de standard.
  - Easy to operate using a standard remote control.
  - Massima comodità d'uso grazie al funzionamento con telecomando.

\* Let op: 4 cm extra inbouwdiepte. | Veuillez noter: profondeur d'installation supplémentaire de 4 cm. | Note: 4 cm extra installation depth. | Nota: profondità di installazione extra di 4 cm.



# Renovatie

Rénovation | Renovation | Ristrutturazioni

- Zeer geschikt bij renovatie  
Speciaal voor de renovatiemarkt levert Bellfires een aantal zogeheten inzethaarden. Deze haarden passen door hun afmetingen en kadervarianten in praktisch elke bestaande situatie. Dit wordt mede mogelijk gemaakt door allerlei technische snufjes. Zo zijn ze van binnenuit aan te sluiten en hebben ze geen bedieningsluikje nodig. De maatvoering van deze toestellen is speciaal afgestemd op de meest voorkomende maten van bestaande open haarden. Dit geeft nieuw vuur in een bestaande situatie. Je herkent deze inzethaarden aan het "extra-geschikt-voor-renovatie" logo.
- Particulièrement adaptés à la rénovation  
Spécialement pour le marché de la rénovation, Bellfires propose plusieurs inserts. Grâce à leurs dimensions et différents cadres, ces appareils s'adaptent pratiquement à chaque situation existante. Cela est également possible grâce à toutes sortes de gadgets techniques. C'est ainsi qu'ils peuvent être raccordés de l'intérieur et qu'aucune trappe d'accès n'est requise. Les dimensions de ces appareils sont spécialement adaptées aux tailles les plus courantes des âtres ouverts existants. Cela permet de créer un nouveau feu dans une situation existante. Ces inserts sont reconnaissables au logo "particulièrement adapté à la rénovation".
- Very suitable for renovation  
Bellfires supplies a number of insert fireplaces specifically for the renovation market. Due to their dimensions and variety of frames, these fireplaces fit into practically any existing situation. This is also made possible by the use of all sorts of technical innovations. For example, they can be connected at the inside and they do not need a control hatch. The dimensions of these appliances are specifically coordinated to the most common dimensions of existing open fireplaces. This provides a new fire in an existing situation. You can recognise these insert fireplaces by the "extra-suited for renovation" logo.
- Particolarmente adatto per interventi di ristrutturazione  
Bellfires offre alcuni camini cosiddetti da inserto appositamente studiati per il settore delle ristrutturazioni. Questi camini, grazie alle loro dimensioni e varianti di cornici, si adattano a praticamente qualsiasi situazione esistente. Tutto ciò è possibile grazie alle ingegnose soluzioni adottate. Ad esempio è possibile collegare il caminetto dall'interno e non vi è necessità di un pannello di controllo. Le dimensioni di questi dispositivi sono appositamente studiate per rispettare le dimensioni più comuni dei camini aperti esistenti. In questo modo è possibile installare un apparecchio nuovo in una situazione esistente. È possibile riconoscere questi camini da inserto dal logo "particolarmente-adatto-per-ristrutturazioni".



# Convectie ventilator

Ventilateur de convection | Convection fan | Ventilatore ambiente

- Krachtige ventilator  
Enkele van onze haarden kunnen optioneel voorzien worden van een krachtige ventilator die zorgt voor een snelle verspreiding van de warmte in de ruimte. Deze regelbare ventilator bevindt zich onder of in het toestel. Afhankelijk van het type haard kan deze ventilator uitgeschakeld worden.
- Ventilateur puissant  
Plusieurs de nos appareils peuvent être équipés en option d'un ventilateur puissant qui assure une diffusion rapide de la chaleur dans la pièce. Ce ventilateur réglable se trouve en dessous ou à l'intérieur de l'appareil. Selon le type d'appareil, ce ventilateur peut être éteint.
- Powerful fan  
Some of our fireplaces can be optionally equipped with a powerful fan system that ensures heat is spread rapidly throughout the room. This adjustable fan is located underneath or inside the appliance. Depending on the type of fireplace, this fan can be switched off.
- Sistema di ventilazione potente  
Alcuni dei nostri camini possono essere dotati come optional di una potente ventola che garantisce una rapida diffusione del calore nell'ambiente. La ventola regolabile si trova sotto o all'interno dell'apparecchio. In base al modello di camino, la ventola può anche essere spenta.



# Gassoorten

Types de gaz | Gas types | Tipi di gas

## ■ Gassoorten

Al onze haarden zijn voorzien van de modernste techniek. Dat betekent dat ze over een prachtig, betoverend vuurbeeld beschikken en ook nog eens goed voorbereid zijn op de toekomst. Zo zijn al onze gashaarden gekeurd voor de nieuwste gassoorten. En daarnaast is het ook mogelijk om onze haarden van de ene naar de andere gassoort om te bouwen. Bijvoorbeeld van aardgas naar propaan.

Daarom zijn onze haarden dus niet alleen voorzien van het mooiste vuurbeeld maar ook nog eens toekomstbestendig. Heb je vragen over de verschillende mogelijkheden? Jouw dealer weet er alles van en vertelt hier graag meer over.

## ■ Types de gaz

Tous nos appareils intègrent des techniques dernier cri. Ils offrent donc non seulement une vue formidable et ensorcelante sur les flammes, mais sont également parfaitement parés pour l'avenir. C'est ainsi que tous nos appareils au gaz sont homologués pour les derniers types de gaz. De plus, il est également possible de transformer nos appareils d'un type de gaz à un autre. Par exemple du gaz naturel au propane ou vice versa.

Nos foyers offrent donc non seulement la plus jolie vue sur les flammes, mais résistent également à l'épreuve du temps. Vous avez des questions sur les différentes possibilités ? Votre revendeur se fera un plaisir de vous en dire plus.

## ■ Gas types

All our fireplaces feature the latest technology. This means that they provide a beautiful and magical fire display and they are manufactured with the future in mind. All our gas fireplaces are approved for the latest gas types. Furthermore, they can be refitted to switch from one type of gas to another e.g., from natural gas to propane.

That is why our fireplaces not only provide the nicest flame image, but they are also future-proof. Any questions about the various possibilities? Your dealer knows everything about our products and will be pleased to help you.

## ■ Tipi di gas

Tutti i nostri camini sono dotati delle più moderne tecnologie. Questo significa che oltre a sprigionare fiamme ammalianti restituendo un meraviglioso aspetto del fuoco, essi sono pronti ad accogliere le tecnologie del futuro. Infatti, i nostri camini a gas sono certificati per i più recenti tipi di gas. Inoltre è possibile adattare i nostri camini da un tipo di gas all'altro. Ad esempio da gas naturale a propano.

I nostri camini non hanno solo una fiamma affascinante ma dispongono anche di una tecnologia all'avanguardia. Volete conoscere in dettaglio le varie possibilità? Il vostro rivenditore sarà lieto di rispondere a tutte le domande.



# Afstandsbediening en WiFi

Télécommande et Wi-Fi | Remote control and WiFi | Telecomando e WiFi

■ Al onze haarden zijn standaard uitgerust met de nieuwste generatie Symax afstandsbedieningen. Deze afstandsbedieningen bieden volop gebruiksgemak doordat elke functie een eigen knop heeft. Dit maakt het bedienen van je gashaard kinderlijk eenvoudig.

Je kunt eventueel ook kiezen voor een WiFi-module. Dan kun je de haard bedienen met behulp van je tablet of smartphone. Bij het gebruik kun je kiezen voor WiFi en een handzender of je kiest voor de puck. De puck is een vereenvoudigde afstandsbediening waarmee je in combinatie met de Bellfires-app alle functionaliteiten kunt bedienen.

■ Tous nos appareils sont équipés de série de la dernière génération de télécommandes Symax. Ces télécommandes sont très faciles à utiliser grâce au bouton spécifique attribué à chaque fonction. Ainsi, commander votre appareil au gaz devient un jeu d'enfant.

Vous pouvez éventuellement aussi opter pour un module Wi-Fi. Ainsi, vous pouvez commander l'appareil avec votre tablette ou smartphone. Pour l'utilisation, vous avez le choix entre le Wi-Fi avec émetteur manuel ou le puck. Le puck est une télécommande simplifiée vous permettant de commander toutes les fonctionnalités en combinaison avec l'application Bellfires.

■ All our fireplaces are standard equipped with the latest generation Symax remote controls. These remote controls are very easy to use because each function has its own button. This makes the operation of your gas fireplace very simple.

You may also opt for a WiFi module, which enables you to operate your fireplace using your tablet or smartphone. When selecting WiFi, you can choose either a remote control or a puck. The puck is a simplified remote control that offers all the functions when combined with the Bellfires-app.

■ Tutti i nostri camini hanno di serie i telecomandi Symax di ultima generazione. Questi telecomandi offrono una grande facilità di uso e di controllo grazie al fatto che ogni funzione ha un pulsante apposito. Questo rende il controllo del vostro camino a gas incredibilmente semplice.

E' disponibile anche un modulo WiFi. Che vi permetterà di gestire il camino direttamente dal vostro smartphone o tablet. Puoi scegliere di gestire il tuo camino tramite WiFi con telecomando o con "disco". Il "disco" è un telecomando semplificato con cui è possibile controllare tutte le funzioni in combinazione con l'applicazione Bellfires.



- Afstandsbediening en puck
- Télécommande et puck
- Remote control and puck
- Telecomando e disco

# Overzicht schakelbare branders

Vue d'ensemble des brûleurs modulables | Overview of switchable burners | Panoramica bruciatori



## Line Fire

### ■ Line Fire

Als je beide branders inschakelt geef je extra diepte en sfeer aan het vlambeeld. In de spaarstand brandt alleen de voorste brander, maar dan wél over de volledige breedte van de haard. Hiermee bespaar je op gasverbruik en heb je minder warmteafgifte.

### ■ Line Fire

Les deux brûleurs allumés confèrent une profondeur et une ambiance supplémentaires aux flammes. En position économique, il n'y a que le brûleur avant qui est actif, mais il l'est sur toute la largeur de l'appareil.

### ■ Line Fire

If you switch on both burners, you give the flame image extra depth and atmosphere. In the save position, only the front burner burns, but over the entire length of the fireplace. This saves on gas consumption and reduces the heat output.

### ■ Line Fire

Accendendo entrambi i bruciatori la fiamma ha una profondità maggiore ed una fiamma più intensa. In modalità risparmio energetico si accenderà solo il bruciatore frontale, ma le sue fiamme occuperanno tutta la larghezza del camino. Con questo sistema potrete risparmiare sul consumo di gas, ottenendo un minor rilascio di calore.



- Beide branders aan
- Les deux brûleurs allumés
- Both burners on
- Entrambi i bruciatori sono accesi



- In spaarstand; alleen voorste brander aan
- En position économique; seul le brûleur de devant est allumé
- In the power saving mode; only the front burner on
- Nella modalità risparmio energetico, solo il bruciatore frontale è acceso



## Centre Fire

### ■ Centre Fire

Bij dit type varieer je het vuurbeeld in de breedte. Twee branders geven de gashaard een warm vuur over de volledige breedte van de haard. In de spaarstand brandt het vuur alleen in het midden van de haard. Hiermee bespaar je op gasverbruik en heb je minder warmteafgifte.

### ■ Centre Fire

De cette manière, le feu peut être réglé en largeur. Avec deux brûleurs, l'appareil au gaz offre un feu chaleureux sur toute la largeur de l'appareil. En position économique, seul le brûleur du milieu est allumé.

### ■ Centre Fire

This type allows you to vary your flame image in the width. Two burners give the gas fireplace a warm fire over the entire width of the fireplace. In the save position, the fire burns only in the middle of the fireplace. This saves on gas consumption and reduces the heat output.

### ■ Centre Fire

Con questo tipo potete regolare l'ampiezza dell'aspetto del fuoco. Due bruciatori danno vita ad un fuoco caldo e vivace su tutta la larghezza del camino a gas. In modalità risparmio energetico il fuoco occuperà solo il centro del camino. Con questo sistema potrete risparmiare sul consumo di gas, ottenendo un minor rilascio di calore.



- Beide branders aan
- Les deux brûleurs allumés
- Both burners on
- Entrambi i bruciatori sono accesi



- In spaarstand; alleen middelste brander aan
- En position économique, seul le brûleur du milieu est allumé
- In the power saving mode; only the front burner on
- Nella modalità risparmio energetico, solo il bruciatore frontale è acceso

# Overzicht schakelbare branders

Vue d'ensemble des brûleurs modulables | Overview of switchable burners | Panoramica bruciatori



## MagniFire

### ■ Trapsgewijs spelen met vuur

Met de MagniFire kun je in een 'lager' toestel een 3D vuurbeeld creëren. Door de schakelbaarheid van deze brander kun je besparen op je gasverbruik en heb je minder warmteafgifte. Deze brander leveren wij standaard met sfeerverlichting, voor de levensechte vuurbeleving.

### ■ Jouer par paliers avec le feu


Avec le MagniFire, vous pouvez créer un jeu de flammes en 3D même dans un appareil 'moins haut'. Nous livrons ce brûleur en standard avec un éclairage d'ambiance, pour une expérience du feu plus vraie que nature.

### ■ Step by step, playing with fire

The MagniFire can create a 3D flame image in a 'lower' appliance. The feature of switchability in this burner lets you save on gas consumption and reduces the heat output. This burner is standard supplied with ambient lighting for a lifelike fireplace experience.

### ■ Giocare con i livelli del fuoco

Con il MagniFire puoi creare un'immagine del fuoco 3D anche in un caminetto dall'altezza ridotta. Grazie alla regolazione di questo bruciatore potrete risparmiare sul consumo di gas, ottenendo un minor rilascio di calore. Questo bruciatore viene fornito di serie con un'illuminazione d'ambiente, per un'esperienza coinvolgente e realistica del fuoco.



- Beide branders aan
- Les deux brûleurs allumés
- Both burners on
- Entrambi i bruciatori sono accesi



- In spaarstand; alleen voorste brander aan
- En position économique; seul le brûleur de devant est allumé
- In the power saving mode; only the front burner on
- Nella modalità risparmio energetico, solo il bruciatore frontale è acceso



- Sfeerverlichting met vlammen
- Éclairage d'ambiance avec les flammes
- Ambient lighting with flames
- Illuminazione dell'ambiente con fiamme



- Sfeerverlichting zonder vlammen
- Éclairage d'ambiance sans les flammes
- Ambient lighting without flames
- Illuminazione dell'ambiente senza fiamme



## Premium Fire

### ■ Nét echt

Een houtvuur in je kamer dankzij drie branders die in houtstammen verwerkt zijn. De voordelen van een dubbele gasbrander worden gecombineerd met de warme sfeer van een levensecht kampvuur. Door de schakelbaarheid van deze brander kun je besparen op je gasverbruik en heb je minder warmteafgifte.

### ■ Si réaliste


Un feu de bois dans votre pièce grâce à trois brûleurs intégrés dans des bûches. Premium Fire combine les avantages d'un double brûleur à gaz avec l'ambiance chaleureuse d'un véritable feu de camp.

### ■ Almost real

A wood fire in your room thanks to three burners incorporated into the logs. The advantages of a double gas burner are combined with the warm ambiance of a lifelike campfire. The feature of switchability in this burner lets you save on gas consumption and reduces the heat output.

### ■ Come un vero fuoco

A legna nella vostra casa grazie ai tre bruciatori incorporati nei ceppi di legno. I vantaggi di un bruciatore gas doppio combinati alla calda atmosfera regalata da un falò. Grazie alle regolazioni di questo bruciatore potrai risparmiare sul consumo di gas, ottenendo un minor rilascio di calore.



- Beide branders aan
- Les deux brûleurs allumés
- Both burners on
- Entrambi i bruciatori sono accesi



- In spaarstand; alleen voorste brander aan
- En position économique; seul le brûleur de devant est allumé
- In the power saving mode; only the front burner on
- Nella modalità risparmio energetico, solo il bruciatore frontale è acceso



- Sfeerverlichting met vlammen
- Éclairage d'ambiance avec les flammes
- Ambient lighting with flames
- Illuminazione dell'ambiente con fiamme



- Sfeerverlichting zonder vlammen
- Éclairage d'ambiance sans les flammes
- Ambient lighting without flames
- Illuminazione dell'ambiente senza fiamme



# Interieur

Intérieurs | Interior | Interni



Classic Bell:

- Dakpannen interieur rood
- Intérieur rustique en briquettes rouges
- Rustic brick interior red
- Interno con mattoncini rosso



Classic Bell:

- Dakpannen interieur grijs
- Intérieur rustique en briquettes grises
- Rustic brick interior grey
- Interno con mattoncini grigio



Smart Bell Panorama:

- Industrial interior
- Industrial interior
- Industrial interior
- Industrial interior



Original Bell - serie:

- Lamellen
- Lamelles en acier
- Steel panels
- Pannelli in acciaio



Classic Bell:

- Dakpannen interieur geel
- Intérieur rustique en briquettes jaunes
- Rustic brick interior yellow
- Interno con mattoncini giallo



Unica - / Smart Bell - / Original Bell - serie:

- Zwart keramische spiegelwand
- Miroir céramique noir
- Ceramic black mirror interior
- Parete a specchio



Unica - / Smart Bell - / Original Bell - serie:

- Vlakke wand
- Paroi lisse
- Plain background
- Fondo liscio



## Brander decoratie

Décorations de brûleur | Burner decoration | Decorazione bruciatori



- Houtstammen
- Bûches céramiques
- Wood logs
- Tronchetti



- Witte kiezels
- Cailloux blancs
- White marble shingles
- Ciottoli di marmo bianco



- Grijze kiezels
- Cailloux gris
- Grey stones
- Ciottoli grigi





# Overzicht kaders

Vue d'ensemble des cadres | Overview of frames | Panoramica cornici



- Smart Bell:
- Klassiek kader - 35 mm
  - Cadre classique - 35 mm
  - Classic frame - 35 mm
  - Cornice classic - 35 mm



- Smart Bell:
- Klassiek kader - 70 mm
  - Cadre classique - 70 mm
  - Classic frame - 70 mm
  - Cornice classic - 70 mm



- Smart Bell:
- Verdiept kader - 15 mm
  - Cadre de profondeur - 15 mm
  - Insert frame - 15 mm
  - Cornice insert - 15 mm



- Unica:
- 4-zijdig kader 35 mm
  - Cadre 4 faces 35 mm
  - 4-side frame 35 mm
  - Cornice a 4 lati 35 mm



- Smart Bell:
- Klassiek kader - 52 mm
  - Cadre classique - 52 mm
  - Classic frame - 52 mm
  - Cornice classic - 52 mm



- Smart Bell:
- Inbouw kader
  - Cadre encastrable
  - Built-in frame
  - Cornice built-in



- Smart Bell:
- Verdiept kader - 50 mm
  - Cadre de profondeur - 50 mm
  - Insert frame - 50 mm
  - Cornice insert - 50 mm



- Unica:
- 4-zijdig kader 70 mm
  - Cadre 4 faces 70 mm
  - 4-side frame 70 mm
  - Cornice a 4 lati 70 mm



# Overzicht kaders

Vue d'ensemble des cadres | Overview of frames | Panoramica cornici



- Original Bell:
- Hidden Door
  - Hidden Door
  - Hidden Door
  - Hidden Door



- Original Bell:
- Floating Frame  
(Optioneel inclusief AR-glas)
  - Floating Frame  
(En option avec vitre anti-reflet)
  - Floating Frame  
(Optionally including anti-reflective glass)
  - Floating Frame  
(vetro antiriflesso disponibile a richiesta)



- Original Bell:
- Hidden Door
  - Hidden Door
  - Hidden Door
  - Hidden Door



- Original Bell:
- Hidden Door +10 cm
  - Hidden Door +10 cm
  - Hidden Door +10 cm
  - Hidden Door +10 cm



- Original Bell:
- Hidden Door +7 cm
  - Hidden Door +7 cm
  - Hidden Door +7 cm
  - Hidden Door +7 cm



- Original Bell:
- Hidden Door +10 cm
  - Hidden Door +10 cm
  - Hidden Door +10 cm
  - Hidden Door +10 cm



- Original Bell:
- Hidden Door +10 cm & stenen balk
  - Hidden Door +10 cm & rebord en pierre
  - Hidden Door +10 cm & stone bar
  - Hidden Door +10 cm & soglia in pietra



- Room Divider:
- Kaderloos
  - Sans cadre
  - Frameless
  - Senza cornice

# Beluchtingsrooster

Grilles de ventilation | Aeration grid | Griglia di aerazione

- Wij bieden voor ventilatie openingen de keuze uit design roosters die verdwijnen in de ombouw of juist opvallen.
- Pour les ouvertures de ventilation, nous offrons un choix de grilles design qui disparaissent dans l'enveloppe ou qui, au contraire, sautent aux yeux.
- For ventilation openings, we offer a choice of design grids that are out of sight in the housing or just the opposite: they stand out.
- Per le aperture di ventilazione, potete scegliere tra griglie di design interamente incorporate nell'aspetto del camino o, al contrario, che siano in risalto.

## ■ Beluchtingsrooster

Voor een goede werking van de haard is het belangrijk dat de ombouw, bij een niet massieve schouw, altijd wordt verlucht. Dit gebeurt door ventilatie openingen aan de onder en bovenzijde van de ombouw aan te brengen. Wij leveren hiervoor specifieke design roosters. Daarnaast kunnen onze toestellen worden uitgerust met een convectieset voor extra convectiewarmte. Wil je advies over onze roosters of het toepassen van een convectieset? De dealer helpt je graag verder. De roosters bestaan uit twee maten. Je kunt kiezen voor 160 mm of 320 mm.

All onze roosters zijn leverbaar in 3 verschillende kleuren: wit, grafietzwart of grijs.

## ■ Grilles de ventilation

Pour garantir le bon fonctionnement du foyer quand il est mis dans un coffrage, il est important que celui-ci ait été correctement ventilé. Nous proposons pour cela des grilles design spécifiques. De plus, nos appareils peuvent être équipés d'un kit de convection pour augmenter la chaleur de convection. Vous désirez un conseil sur nos grilles ou sur l'utilisation d'un kit de convection? Votre revendeur se fera un plaisir de vous aider. Les grilles se déclinent en deux tailles, 160 ou 320 mm.

Toutes nos grilles sont disponibles en 3 couleurs différentes : blanc, noir graphite ou gris.

## ■ Aeration grid

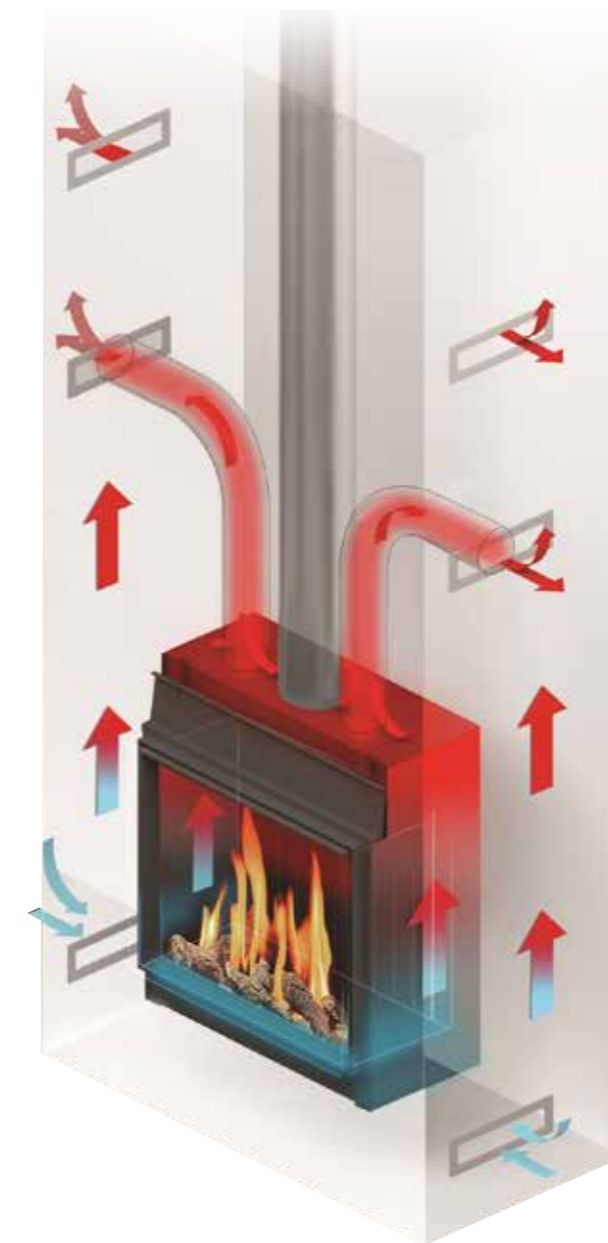
To ensure correct operation of the fireplace when creating a false chimney breast, it is important that it has been properly ventilated. This occurs by installing ventilation openings at the bottom or top side of the housing. We supply specific design grids. In addition, our appliances can be fitted with a convection set for extra convection heat. If you want additional advice about our grids or how to apply a convection set, then your dealer can help you with that. The grids come in two sizes. You can choose between 160 mm or 320 mm.

All our grids are available in 3 different colours: white, graphite black or grey.

## ■ Griglia di aerazione

Per garantire il corretto funzionamento del caminetto, è necessario che la controparete sia adeguatamente ventilata. Per far ciò è necessario apportare delle aperture nella parte superiore e inferiore della struttura. A questo scopo forniamo griglie di design specifiche. Inoltre i nostri dispositivi sono dotati di un set di convezione per ottenere ancora più calore. Avete bisogno di consigli sulle nostre griglie o sull'applicazione di un set di convezione? Il vostro rivenditore vi aiuterà con grande piacere. Le griglie sono disponibili in due misure. Potete scegliere tra una griglia da 160 mm o da 320 mm.

Tutte le nostre griglie sono disponibili in 3 colori: bianco, nero o grigio.



- Kaderloos
- Sans cadre
- Frameless
- Senza cornice



- Inbouw kader
- Cadre encastrable
- Built-in frame
- Cornice ad incasso



- Slim kader
- Cadre fin
- Slim frame
- Cornice sottile



- Klassiek kader
- Cadre classique
- Classic frame
- Cornice classica

# Service en garantie

Service et garantie | Service and warranty | Assistenza e garanzia

■ Een tophaard van Bellfires verdient de allerbeste service. Jouw dealer zal een eventuele storing zo snel mogelijk verhelpen, zo nodig ondersteund door het Bellfires-serviceteam. Bellfires geeft 10 jaar garantie op de romp van het toestel en 2 jaar op onderdelen. Voor verbruiksonderdelen geven wij eenzelfde garantie tot na de eerste stook. Bellfires garandeert dat vitale onderdelen nog minimaal 10 jaar na stopzetten van de productie leverbaar blijven.

Onze haarden worden uitsluitend geleverd via een netwerk van deskundige Bellfires dealers die garant staan voor een verantwoorde en veilige installatie. Tot in lengte van dagen genieten van jouw haardvuur? Laat dan jouw dealer jaarlijks onderhoud aan de installatie verrichten.

■ Un appareil haut de gamme Bellfires mérite ce qu'il y a de mieux en matière de service. C'est la raison pour laquelle votre revendeur agréé réparera le plus vite possible une panne éventuelle, le cas échéant soutenu par l'équipe technique du service Bellfires. Bellfires accorde 10 ans de garantie sur la structure de votre appareil (hors peinture) et 2 ans sur l'ensemble des autres pièces et mécanismes. Pour les pièces sujettes à usure (voir notices) et pour la vitre, la garantie s'achève dès la première utilisation. Bellfires garantit que les pièces nécessaires au bon fonctionnement de votre appareil resteront disponibles et livrables pendant au moins 10 ans après l'arrêt de la production.

Nos appareils sont livrés exclusivement par le biais d'un réseau de revendeurs Bellfires compétents, qui garantissent une installation responsable et sûre. Vous voulez profiter plus longtemps de votre cheminée ? Confiez l'entretien annuel de l'installation à votre revendeur.

■ A top fireplace of Bellfires deserves the very best service. Your dealer will help you with any failure as fast as possible, if necessary, assisted by a Bellfires Service Team. Bellfires gives you a 10-year warranty on the body of the appliance and 2 years on the parts. For consumables, we give the same warranty up to the first burning of the appliance. Bellfires guarantees that vital parts will be available at least 10 years after the production of the model has stopped.

Our fireplaces are supplied only via a network of professional Bellfires dealers who guarantee responsible and safe installation. Want to enjoy your fireplace without end? Then let your dealer carry out an annual maintenance to your appliance.

■ Un camino Bellfires si merita la migliore assistenza. Il rivenditore risolverà eventuali problemi il più rapidamente possibile, supportato, se necessario dal team di assistenza Bellfires. Bellfires offre 10 anni di garanzia sulla struttura del camino e 2 anni sui componenti. Per i materiali di consumo offriamo la stessa garanzia fino alla prima accensione. Bellfires garantisce che i pezzi vitali rimarranno disponibili per almeno 10 anni dopo l'interruzione della produzione.

I nostri camini vengono forniti esclusivamente attraverso una rete di rivenditori esperti di Bellfires che garantiscono un'installazione responsabile e sicura. Volete godervi il vostro camino in tutta tranquillità e per lungo tempo? Fate eseguire la manutenzione annuale al vostro rivenditore.

# Showroom

Showroom | Showroom | Showroom



■ Welkom in onze showroom  
Kom inspiratie opdoen in onze sfeervolle showroom in Bladel, vlakbij Eindhoven. Daar zie je de meest recente Bellfires en Barbas haarden en kachels aan het werk. Je wordt dus warm ontvangen! De showroom is geopend van maandag tot en met vrijdag van 9.00 tot 16.30 uur en op zaterdag van 10.30 tot 16.00 uur. Tot gauw.

■ Bienvenue dans notre showroom  
Venez trouver de l'inspiration grâce à notre showroom chaleureux à Bladel, à proximité d'Eindhoven. Les derniers foyers et poêles Bellfires et Barbas y sont présentés. Vous y serez accueilli chaleureusement ! Le showroom est ouvert du lundi au vendredi de 09h00 à 16h30 et le samedi de 10h30 à 16h00. A bientôt !

■ Welcome to our showroom  
Get inspired by our attractive showroom in Bladel, just outside of Eindhoven. There you can see the latest Bellfires and Barbas fireplaces and stoves at work. You are literally warmly welcomed! The showroom is open from Monday through Friday from 9.00 to 16.30 and on Saturdays from 10.30 to 16.00. See you soon.

■ Benvenuti nel nostro showroom  
Venite a trarre ispirazione nel nostro affascinante showroom a Bladel, vicino Eindhoven. Lì potrete ammirare i camini e le stufe Bellfires e Barbas. Siete i benvenuti! Lo showroom è aperto dal lunedì al venerdì dalle 9.00 alle 16.30, e il sabato dalle 10.30 alle 16.00. A presto.

# Schets hier je ideeën!

Esquisser vos idées ici! | Sketch your ideas here! | Dai forma alle tue idee qui!



# Colophon

## Barbas Bellfires

Hallenstraat 17  
NL - 5531 AB Bladel  
The Netherlands  
T + 31 (0)497 33 92 00  
info@barbasbellfires.nl  
(Met showroom)

## Barbas Bellfires FR

pour la France

63 avenue de Versailles  
75016 Paris - France  
T + 33 (0)385 390 446  
info@barbasbellfires.com  
(Pas de showroom)

## Barbas Bellfires UK

for UK and Ireland

P.O. BOX 6940  
Kidderminster  
DY11 9EW - United Kingdom  
T + 44 (0)1562 515715  
info@barbasbellfires.com  
(No showroom)

344793 / 09

[www.barbasbellfires.com](http://www.barbasbellfires.com)

### ■ Disclaimer

Deze brochure is met uiterste zorg samengesteld. Toch bestaat altijd de mogelijkheid dat bepaalde informatie verouderd of niet langer compleet is. Barbas Bellfires is niet verantwoordelijk voor beslissingen die enkel en alleen op basis van deze brochure genomen zijn. Barbas Bellfires adviseert daarom altijd eerst professioneel en deskundig advies in te winnen.

Aan gepubliceerde foto's kunnen geen rechten worden ontleend. Ze zijn uitsluitend bedoeld om een sfeerimpressie van mogelijke opstellingen te tonen.

### ■ Disclaimer

Cette brochure a été réalisée avec le plus grand soin. Malgré cela, il se peut toujours que certaines informations soient obsolètes ou ne soient plus complètes. Barbas Bellfires décline toute responsabilité pour des décisions prises uniquement sur la base de cette brochure. Par conséquent, Barbas Bellfires recommande de toujours solliciter au préalable un avis professionnel et compétent.

Les photos publiées ne confèrent aucun droit. Elles sont uniquement destinées à donner une impression d'ambiance des configurations possibles.

### ■ Disclaimer

This brochure was put together with utmost care. Nevertheless, there is always the possibility that certain information is outdated or no longer complete. Barbas Bellfires is not responsible for decisions made based only on the brochure. That is why Barbas Bellfires always advises you to first gather professional and expert advice.

No rights can be derived from the photos published. They are intended exclusively for giving an impression of the atmosphere and of possible set-ups.

### ■ Disclaimer

Questa brochure è stata redatta con grande cura. Tuttavia può accadere che alcune informazioni non siano aggiornate o complete. Barbas Bellfires non è responsabile di decisioni prese solo ed esclusivamente sulla base di questa brochure. Barbas Bellfires consiglia perciò di rivolgersi sempre per una consulenza ad un professionista esperto.

Nessun diritto può derivare dalle foto pubblicate. Queste sono esclusivamente a scopo dimostrativo delle possibili configurazioni e dell'ambientazione del prodotto.

Dealer



**belfires.** gas fires  
Crafted to wonder