

Shell+ 12 Wall Mounted Tablet Enclosure



Secure wall mounted tablet kiosk designed for 12" or 10" tablets with space for additional devices such as barcode scanners and contactless card readers.

Product Code: 017_12_001



Highest Security Rating



Barcode Scanner Device



Contactless Card Reader



Product Features

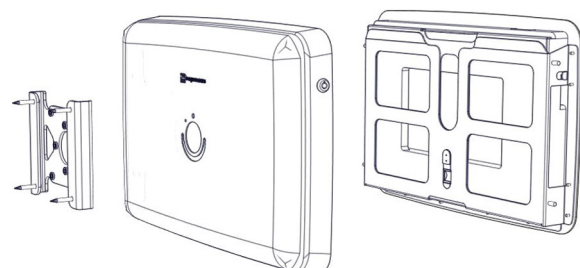
- Fits most tablets up to 12.9" screens
- Fits a wide range of OEM devices with compatible 10" tablets
- 3" Secure lockable cassette tray system
- Secure and lockable
- Rugged Secure Full Steel Construction
- Continuous power charging access
- Discreet Cable Management System
- Easy to assemble
- Fixed portrait or landscape orientation or optional 180 degree rotation
- Fast and simple device loading
- Fully brandable Bezel
- Optional Tablet Feature Access
- Custom colours available

Colour Options

					Brandable
Bezel	✓	✓		✓	✓
Enclosure	✓	✓		✓	

Tablet Configuration Options

- Concealed Camera / Concealed Home Button
- Concealed Camera / Revealed Home Button
- Revealed Camera / Concealed Home Button
- Revealed Camera / Revealed Home Button



Shell+ 12 Wall Mounted Tablet Enclosure



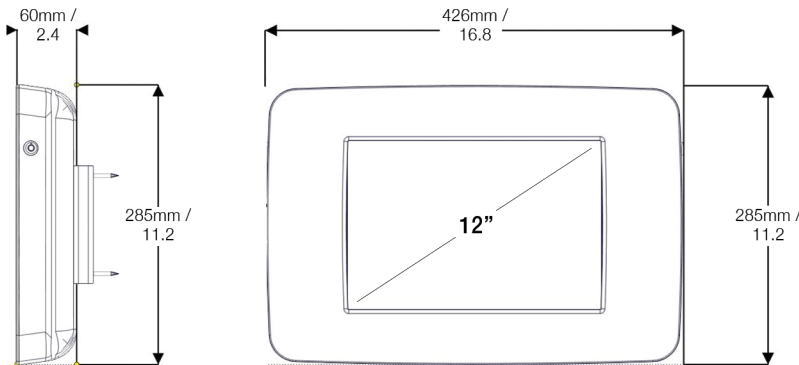
Secure wall mounted tablet kiosk designed for 12" or 10" tablets with space for additional devices such as barcode scanners and contactless card readers.

Product Code: 017_12_001



Highest Security Rating

Example of 12" Tablet



12" Tablets

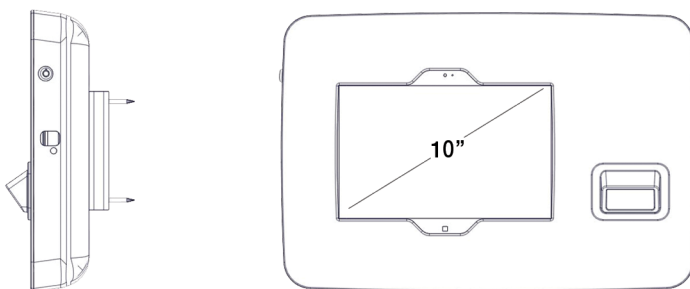
iPad Pro (12.9)
Samsung Galaxy TabPro S
Microsoft SurfacePro 3
Pro 4 Dell Venue 11
Linx 12

Devices

Bluetooth/ WiFi Dongle
USB Hubs
Power Supplies
Barcode Scanner

The Shell+ 12 can be used to integrate 10" tablets with peripheral devices such as scanners, readers, connectors and cables.

Example of 10" Tablet with Barcode Scanner



10" Tablets

iPad 2, 3, 4, Air, Air 2, Pro 9.7
Microsoft Surface 3
Samsung Galaxy Tab 3/4 (10.1)
Tab A (9), Tab S (10.5), Tab A (9.7) (10.1), Tab E (9.6)
Tab S2 (9.7), Tab S3 (9.7), Note (10.1)
Google Nexus 9, 10
Lenovo ThinkPad 10 (2nd Gen)
Linx 10 10, Linx 10 20

Devices

Contactless Card Reader
Swipe Card Reader
Chip & Pin Reader
Barcode Scanner
Biometric Reader
Bluetooth/ WiFi Dongle
USB Hubs
Power Supplies
Readers/Scanners

Product Dimensions

60 x 426 x 285 mm
2.4 x 16.8 x 11.2 inches

Packaged Dimensions

160 x 480 x 300 mm
6.3 x 18.9 x 11.8 inches

Product Weight



Packaged Weight



Materials

Enclosure: Powder Coated Steel
Bezel: Acrylic or Steel

Tools

Provided:
None

Required:

Drill, Rawl Plugs (Surface Dependant)
Phillips Screw Driver

Assembly & Installation

Initial Setup Time:
20 Minutes (1 person)

Tablet Fitting Time:
1 Minute