


Shower surfaces

EasyFlat, EasyStep, Revano & Purano

One with nature

Available
in more than
130 sizes



HÜPPE

Shower surfaces, made in Germany. A purpose-built piece of nature for your bathroom

When you step onto a HÜPPE shower surface, you sense care and precision in every detail. We use a mixture of different, exclusive natural stone materials for the production. The hardness of natural quartz

sand makes the surface robust and durable. The coating of a particularly easy-care gelcoat surface ensures a pleasantly warm, soft and non-slip appearance - for a lifetime.



Content

- 2 Inspiration
- 12 Information
- 14 EasyFlat
- 16 Revano
- 18 EasyStep
- 20 Purano
- 22 Assembly & Care



EasyFlat, EasyStep, Revano & Purano – together available in more than 130 sizes and made to measure – always suitable for your bathroom



← EasyStep in white – a timeless classic design, always modern


→ EasyFlat in anthracite – perfect for your walk-in shower experience



»Our flat tray design offers a convincing argument for customers.«

Sven Parduhn
Shower tray production manager at HÜPPE

Our EasyFlat shower tray is available in over 30 dimensions to suit your individual room situation. In combination with our multiple award-winning HÜPPE Xtensa shower screen, it's a real eye-catcher





The EasyFlat shower tray in white together with the HÜPPE Xtensa shower screen in black - a visual highlight



Craftsmanship from a single mould

We offer our models in over 130 sizes and also individually made to measure. We manufacture the shower surfaces in our factory in Bad Zwischenahn using a special mineral casting process – precisely by hand and with the utmost care. This is how pieces of unique quality are created, layer by layer.

Quality you can feel. Our product features at a glance



Heat-storing

The heat-storing properties of natural materials make our shower surfaces particularly pleasant to the skin and comfortable to walk on. They absorb heat and release it only slowly. This makes the very first step into your new shower a feel-good experience.



UV-protected

Mineral cast from HÜPPE is the perfect material for long-lasting shower surfaces. Our shower surfaces are UV-resistant and non fading. In addition, scratches or damage to the surface can be easily repaired with suitable repair sets and care products from our accessories.



Fits perfectly

All products from HÜPPE fit perfectly together. So you get quality, functionality and design from a single source. Our shower trays are available with matt gelcoat surface colours in white, anthracite, beige or grey - to suit every taste. Individual logos on the drain cover are also no problem - please contact us.



Hygienic without joints

Compared to tiled shower areas, bacteria do not collect on our shower surfaces. With a tiled shower area, the joints absorb liquid and become unsightly over time. The surface of HÜPPE shower surfaces is particularly easy and quick to clean.



Highest quality

In our production facility in Bad Zwischenahn, we have been producing mineral cast shower trays to the highest quality standards for over 20 years. To ensure these standards, our quality system is certified according to DIN EN ISO 9001. In addition, we have all product requirements such as slip resistance, sound insulation or water-tightness regularly and independently tested and certified.



Safe

Our shower surfaces are particularly robust. Every HÜPPE shower tray format has to pass a so-called »Sandbag drop test«. In addition, the matt surfaces of HÜPPE shower trays meet slip class R11 according to DIN 51130 and slip class C according to DIN 51097, which means lasting safety for the user.



Sound-reducing

Compared to shower surfaces made of metal or ceramic, mineral casting is particularly sound-reducing due to its natural properties. There is no loud pattering. This minimises noise pollution in the shower and adjacent rooms.

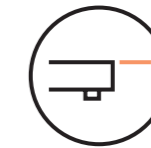


Dimensionally stable

HÜPPE mineral cast is a particularly hard natural stone material with a high proportion of quartz sand and fewer resins. This means that even products with large dimensions are extremely dimensionally stable and torsionally rigid. This reduces the risk of joint cracks or moisture damage in the bathroom.

Flush with the floor, lying flat or on feet. Barrier-free comfort

With a barrier-free shower, you combine the best of both worlds: The luxurious feeling of a floor-level shower with the practical freedom for older and restricted people. Due to their high-strength material properties, our shower surfaces can be laid directly on the flat floor provided for this purpose (e.g. screed) or be recessed flush with the floor. Afterwards, tiling can be carried out right up to the edge of the shower surface. In addition to different installation systems, we also offer perfectly matched sealing systems that prevent moisture damage.



Recessed flush with floor



Laid flat



Fitted with tub base, feet or plinth/styrofoam support

	Height of shower surface (with drain)	Barrier-free installation according to DIN 18040-2	Placed directly on level floor/screed or recessed into the floor	Mounted on tub base frame	Mounted with height-adjustable feet	Mounted on styrofoam support
EasyFlat	30 - 40 mm In the drainage area: 52 - 62 mm With Siphon*: 110 - 119 mm	✓	✓	✓	✓	✓
Revano	30 mm In the drainage area: 53 mm With siphon*: 110 mm	✓	✓	✓	✓	✓
EasyStep	30 mm With siphon*: 87 mm	✓	✓	✓	—	✓
Purano	40 mm With siphon*: 97 mm	—	✓	—	✓	✓

* 0.5l/sec., other drains available



One with the environment. EasyFlat

A visual highlight that couldn't be flatter. When installed flush with the floor, the HÜPPE EasyFlat becomes one with its surroundings. The drain made of the same high-quality mineral casting also blends in seamlessly. It only stands out from the competition - the EasyFlat was named German Design Award Winner in 2018.

EasyFlat at a glance

- German Design Award Winner 2018
- Available in 32 sizes
- Modern design with 100 % flat drain cover
- Available in five colours
- Rim height 30 - 40 mm (including drain: 52 - 62 mm)
- Matt surfaces with slip resistance Class C / PN24 / R11
- Shower tray and drain cap made of mineral casting

←
Flush with the floor - for a spacious shower experience in many sizes and five colours

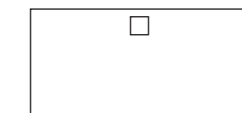
↓
100% flat drain cover made of mineral casting



Colours

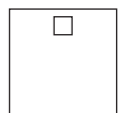


Dimensions



Rectangle landscape

1000x800	1000x900	1200x1000
1200x800	1200x900	1400x1000
1400x800	1400x900	1500x1000
1600x800	1500x900	1600x1000
	1600x900	1800x1000
	1700x900	
	1800x900	




Square

900x900
1000x1000

Rectangle high

1000x800	1000x900	1200x1000
1200x800	1200x900	1400x1000
1400x800	1400x900	1600x1000
1600x800	1600x900	
1700x750		
1700x800		
1800x800		



Flat, of course. Revano

The HÜPPE Revano stands for exclusive design and maximum functionality, thanks to its high-quality mineral casting combined with a non-slip surface. It blends in seamlessly when installed flush with the floor. It remains elegant, with an edge height of only 30 mm (including drain 52 mm), when installed directly on the floor. The right solution for every installation situation.

Revano at a glance

- Available in 18 sizes
- Modern design with 100 % flat drain cover
- Available in five colours
- Rim height 30 mm (including drain: 52 mm)
- Matt surfaces with slip resistance Class C / PN24 / R11
- Shower tray and drain cap made of mineral casting

A tangible sensual experience.
Not only for your feet



Colours

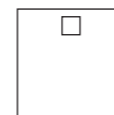


Dimensions



Rectangle

900x750 1300x900
 900x800 1400x800
 1000x800 1400x900
 1000x900 1500x800
 1200x800 1500x900
 1200x900 1600x800
 1200x1000 1600x900
 1300x800



Square

800x800
 900x900
 1000x1000

Revano in white - with slip-resistant surface for a safe feeling of well-being



In 42 sizes and made to measure. EasyStep

Thanks to its design the HÜPPE EasyStep offers a super-flat and therefore barrier-free entrance. We also manufacture the HÜPPE EasyStep to measure for every conceivable installation situation on request. We focus on variety when it comes to the drain fitting. Choose between a chrome drain cover and three other designs and colours.

EasyStep at a glance

- Available in 42 sizes
- Made to measure possible
- Edge height: 30 mm
- Optionally with EasyProtect slip resistance Class C / PN24 / R11
- Drain caps available in round chrome, white, gold (24 Carat) and square white

White in combination with chrome-coloured drain cap - a classic



Colours drain flaps



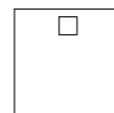
Chrome White Gold (24 Carat) Square white

Dimensions



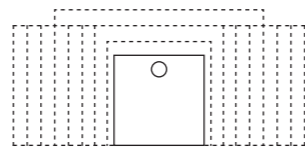
Rectangle

1500x700	900x800	1400x900
1600x700	1000x800	1500x900
1700x700	1100x800	1600x900
800x750	1200x800	1700x900
900x750	1300x800	1800x900
1000x750	1400x800	1100x1000
1200x750	1500x800	1200x1000
1300x750	1600x800	1300x1000
1400x750	1700x800	1400x1000
1500x750	1000x900	1500x1000
1600x750	1100x900	1600x1000
1700x750	1200x900	1700x1000
1800x750	1300x900	1800x1000



Square

800x800
900x900
1000x1000



Made to measure

801-999x750	1101-1499x900	1501-1700x800
801-1099x800	1101-1499x1000	1501-1800x900
901-1099x900	1201-1399x750	1501-1800x1000
1001-1099x1000	1501-1700x700	
1101-1499x800	1501-1799x750	

EasyStep - completely individual
for every room situation





Slip-resistant and versatile. Purano

Reduced to the essentials in its form, convincing in its versatile features: this is our success formula for HÜPPE Purano. As standard, the Purano has a ribbed surface that is barely visible and particularly easy to clean. The discreet shower area recess also holds back larger amounts of water. The entry-level class couldn't feel more pleasant underfoot.


Purano at a glance

- Available in 28 sizes
- 4-corner, ¼ circle, 5-corner
- Rim height: 40 mm
- Discreet shower area recess of 26 mm
- With easy-care slip resistance as standard
Class A / PN12
- Alternative to tiled plinth:
Seamless aluminium aprons optional
- Drain caps available in round chrome, white and gold (24 Carat)

Colours drain flaps

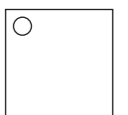


Dimensions



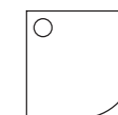
Rectangle

900x800	1200x900
1000x800	1000x700
1200x800	1400x900
900x750	1200x700
1000x900	1200x1000
900x700	1400x700



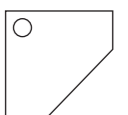
Square

800x800
900x900
1000x1000



¼ Circle

800x800	900x800
1000x800	1200x900
800x1000	900x900
1000x900	900x1000
800x900	900x1200
1000x1000	



5-Square

900x900
1000x1000



← ←
Purano in combination with our shower enclosure Classics 2

←
The ¼ circle variant - not only perfect for saving space

Assembly and maintenance.

Accessories

The HÜPPE brand has always stood for quality, functionality and performance. Characteristics that are crucial for every feel-good bathroom. This also includes making sure that your shower is easy to assemble and effortless to clean afterwards. HÜPPE offers several options for assembly and product care.

Product care


The HÜPPE intensive cleaner gently removes deposits from the shower trays and restores a homogeneous surface. Subsequent use of HÜPPE impregnation for mineral cast shower surfaces makes it much easier to remove subsequent dirt residues and produces improved drainage behaviour with a consistent anti-slip effect.

Drainage and installation systems

Whether recessed into the floor, laid flat or standing on a tiled plinth, HÜPPE offers you the right installation accessories for every situation. Among other things, installation feet, flexible base frames and various siphon sizes are available.

Sealing

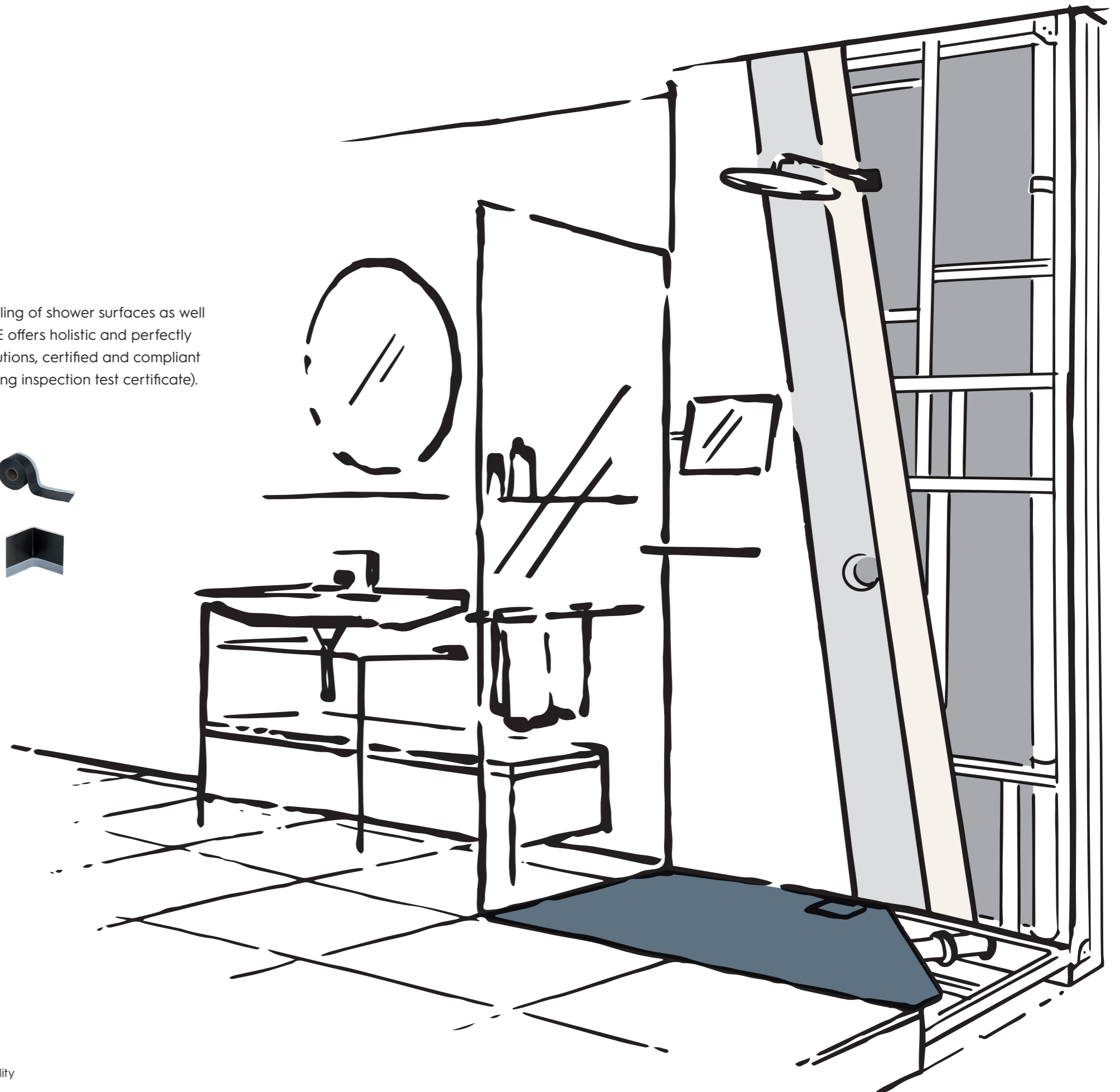
For the professional sealing of shower surfaces as well as wall cladding, HÜPPE offers holistic and perfectly coordinated system solutions, certified and compliant with abP. (general building inspection test certificate).



Perfectly sealed -
for long showering pleasure



Our flexible tub foot frame
guarantees support and stability





HÜPPE GmbH

Industriestraße 3
26160 Bad Zwischenahn
Germany

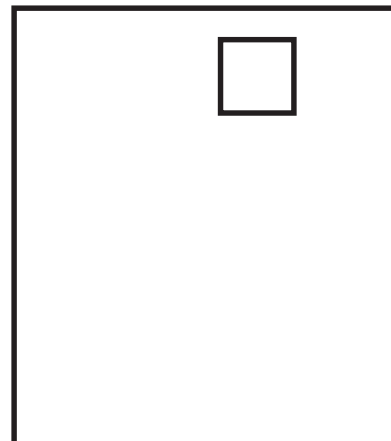
T +49 4403 67-0

F +49 4403 67-100

hueppe@hueppe.com

www.hueppe.com

96716000 06/2023



HÜPPE