



STONEMARKET



contents

handmade reconstituted stone


Haüs new walling	6
Opera new	12
Rio	14
Rio Smooth	17
Rio Walling	18
Millstone	20
Antique Brick	28
Timberstone	30

natural stone

Landscaping Stone	32
Indigenous Stone new stone	36
Avant-garde new walling	46
Vintage Stone	52
Trustone new format	62
Zephyr	78
Arctic Granite	80
Isis new	84
Truslate	88
Travertine	94

inside/outside flooring/paving

Isis new	96
Travertine new	98
Slate new	99

 This icon indicates there is a companion video at www.stonemarket.co.uk

driveways

Granite Setts	100
Trustone Paviers new	102
Elemental Paviers	104
Unity Paviers new	106
Rio Paviers	108
Trident Paviers	110
Pennon Paviers	112
Pavilion Paviers	114
Applesby Antique new colour	116
PermeaPave	118


Fast Point	120
------------	-----

design guide

stonemarket basics


Ryton and Stretton	130
Carluke Walling	130
Copings and Pier Caps	130
Cotstone Walling	131
Pavedrive Paviers	131
Pavekerb new	131
Marketstone	132
Yorkstone	134

planning and laying guide

 You can also find our product videos at www.youtube.com/stonemarketuk

welcome

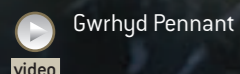
to the 2012 Stonemarket brochure. We're delighted to present our portfolio of cutting edge garden and driveway products, to help you create your own unique space. Stonemarket is renowned for innovative product development and this year is no exception, with a selection of outstanding British-made materials, complemented by the best natural stone the world has to offer. And through our link up with internal flooring specialist, Classical Flagstones, a seamless transition from inside to outside can now be achieved.



Our products are designed and selected with meticulous attention to detail, to give you the assurance that you have made the right choice for years to come. As a socially responsible business, our natural stone is procured through an independently audited supply chain; Fairstone® by Stonemarket, detailed on page 139, is the mark of our commitment to ethical trading.

Find out more at www.stonemarket.co.uk

Thank you for selecting Stonemarket



Gwrhyd Pennant

new for 2012



häus veneer walling p8



opera p12



gwrhyd pennant p38




avant-garde walling p46



trustoneline arp 62



isis p84



isis p86



isis internal p96



travertine internal p98



slate internal p99



trustone paviers p102



unity paviers p106

garden design trends for 2012

Stonemarket is proud to be at the cutting edge of hard landscaping new product development. Our design team keep their fingers on the pulse of trends in garden design. Trends for 2012 include a continued move towards gardens that are sleek and elegant outdoor spaces. In the words of garden designer, Andrew Wilson:

"It was always said that gardens are slow to reflect change but the last decade might well undermine that tenet. The transformation of our gardens since the turn of the century from soft, rustic planted havens into sleek, architectural living spaces is not simply a matter of changing tastes but one of lifestyle choices and of a rapidly changing society.

The majority of garden owners are not gardeners and the demands of the garden need to fit somewhere in the balance between work and leisure, family life and relaxation. The trend for living spaces to be enjoyed primarily for relaxation and entertainment has produced a different concept of the garden, especially popular with a younger generation who are coming to garden ownership with few pre-conceptions.

As our population grows and density increases our gardens are also becoming smaller. Design emphasis has to change as a result and the ability to invest more in quality materials for these smaller spaces creates the opportunity for elegant and sophisticated solutions. The flow of space from the interior into the garden also creates the opportunity for a seamless connection and a single design identity in our homes and gardens.

Elegant design solutions demand elegant materials and sharp detailing to stand alongside simple but stylish planting. The Stonemarket range provides such a repertoire that delivers solutions for designers and garden owners alike; cool surfaces and sophisticated colour ranges to add a subtle energy and a touch of class to your garden."

Andrew Wilson

Fellow of the Society of Garden Designers, Director of the London College of Garden Design, Assessor and judge for RHS show gardens,



scan the code to see our new products online

YouTube /stonemarketuk

häus

Haüs is an exciting range of reconstituted stone paving with a clean contemporary feel. Available in two surface finishes, Haüs Smooth and Haüs Riven, the paving comes in mixed sized packs containing four carefully designed sizes, and is laid in a random coursed pattern to get that uncluttered modern look. A bullnose step and veneer walling units complete the range.



Haüs Smooth paving and Steps, Dune

video



Haüs Veneer Walling, Grey and Haüs Smooth paving, Ebony



haüs veneer walling^{new}

New for 2012, Haüs Veneer Walling extends the contemporary theme to the vertical elements of any design scheme. Available in a choice of two colours to tone with the colours of Haüs paving, the walling is simply applied to new or existing masonry to provide a sophisticated and durable finish. A matching coping completes the range.



Haüs Veneer Walling, Buff Blend and Haüs Smooth paving, Dune

video



häus range

häus smooth

Colour options • Ebony • Dune

sizes(mm)	m ² per pack	no. per pack	weight/kg per pack	colours
Project Pack	11.68	*40 mixed	662	all

*Project Pack contains: 10 no. 785 x 460mm, 10 no. 675 x 460mm, 10 no. 585 x 460mm, 10 no. 485 x 460mm

Sizes and coverage are those attained when laid with a 10mm joint
Note the laying advice on page 137
Due to its light coloured nature this product may require more regular cleaning



häus steps

Colour options • Ebony • Dune

sizes(mm)	m ² per pack	no. per pack	weight/kg per pack	colours
500 x 350 x 50	3.5	20	390	all



häus veneer walling new

Colour options • Grey • Buff Blend

	m ² per pack	no. per pack	weight/kg per pack	colours
Veneer Walling Straight	0.62	24 assorted lengths	19	all
Veneer Walling Corner	-	16	16	all
Coping 500 x 140 x 50	-	40	310	all

For installation guidelines refer to www.stonemarket.co.uk




häus riven

Colour option • Ebony

sizes(mm)	m ² per pack	no. per pack	weight/kg per pack	colours
Project Pack	11.68	*40 mixed	662	 Ebony

*Project Pack contains: 10 no. 785 x 460mm, 10 no. 685 x 460mm, 10 no. 585 x 460mm, 10 no. 485 x 460mm


Sizes and coverage are those attained when laid with a 10mm joint
Note the laying advice on page 137



opera^{new}

With its beautiful silver-grey colour shades and a choice of two surface finishes, Opera exudes a sophisticated ambience. Opera Smooth and Opera Brushed are both made using the same combination of carefully selected aggregates. Opera Smooth has a tactile smooth-ground finish whilst Opera Brushed has been brushed during the manufacturing process to expose the aggregates on the surface of the paving.



 Opera Smooth and Opera Brushed
video

Opera Smooth and Opera Brushed




opera

Colour option • Silver Grey

	sizes (mm)	m ² per pack	no. per pack	weight/kg per pack	colour
Opera Smooth	400 x 400 x 35	9.6	60	795	Silver Grey
Opera Brushed	400 x 400 x 35	9.6	60	795	Silver Grey

As Opera is usually laid with minimal joints, the sizes quoted are the actual dimensions +/- 3mm.
Note the laying advice on page 137

Opera Polished



Opera Brushed

rio

Rio is a collection of reconstituted stone paving, walling and accessories, with attractive granite-effect textures and subtle contemporary colour options. There is a choice of Rio or Rio Smooth paving with complementary Edgings and Walling to complete the theme.



rio paving

Rio paving has an attractive, slip-resistant texture and subtle, speckled colours. Choose from either standard rectangular paving or the striking Rio Cascade, a unique modular system which can extend as far as you like in any direction using the same Waveset of five modules.

Rio Cascade, Storm with Straight Edge Sets, Sand and Rio rectangular paving, Sand



rio smooth paving

With its understated contemporary colour tones and the smooth ground appearance of terrazzo, Rio Smooth will add a touch of sophistication to your outdoor space. Manufactured using specially selected aggregates, it has excellent slip resistant properties and is available in our popular Storm colour.

Rio Smooth paving, Storm

rio walling

With a granular granite-effect texture, Rio Walling will perfectly complement many of our more contemporary paving ranges. Available in two sophisticated shades of grey, with a unique thin course block in carbon that will either tone or contrast with the other colours, Rio also features quoin ends for use in corner and end situations.




Rio Walling, Grey and Carbon with Rio paving, Storm

rio range

Colour options • Sand • Shell • Storm

sizes (mm)	m ² per pack	no. per pack	weight/kg per pack	colours
600 x 600 x 35	10.8	30	960	all
450 x 450 x 35	12.2	60	990	Sand, Storm
600 x 300 x 35	5.4	30	480	all
300 x 300 x 35	5.4	60	480	all

As Rio is usually laid with minimal joints, the sizes quoted are the actual dimensions +/- 3mm. Note the laying advice on page 137.



rio cascade

Colour options • Sand • Shell • Storm

	sizes (mm)	m ² per pack	no. per pack	weight/kg per pack	colours
Waveset	3000 long x 35 (5 pieces)	5.4	6 sets	480	all
Straight Edge Set	3000 long x 35 (5 pieces)	3.3	6sets	300	all

As Rio Cascade is usually laid with minimal joints, the sizes quoted are the actual dimensions +/- 3mm. For dimensions see page 123. Note the laying advice on page 137.



rio edging/coping

Colour options • Sand

sizes (mm)	no. per pack	weight/kg per pack	colour
600 x 136 x 50	50	450	Sand



rio smooth

Colour option • Storm

sizes (mm)	m ² per pack	no. per pack	weight/kg per pack	colour
600 x 600 x 38	10.8	30	960	Storm

As Rio Smooth is usually laid with minimal joints, the sizes quoted are the actual dimensions +/- 3mm.




rio walling

Colour options • Silver (S) • Grey (G) • Carbon (C)

	sizes (mm)	m ² per pack	no. per pack	weight/kg per pack	colours
	440 x 100 x 140	*5.5	90	1300	S, G
	220 x 100 x 65	*2.3	165	567	C
	Quoin End 440 x 100 x 140	*2.7	45	650	S, G
	Quoin End 220 x 100 x 65	*1.1	80	275	C
	Single Coping 600 x 136 x 50	-	50	450	S, G
	Double Coping 600 x 272 x 50	-	25	500	S, G

* Coverage attained if laid with minimal joints. See page 138 for Wall Building Guide.



millstone

Millstone is a complete collection of paving, walling and accessories which accurately recreates fine antique stone. The intricate profiles and textures are painstakingly moulded from genuine stone masters to produce the true character and patina of original stone. Its distinctive antique appearance makes the Millstone range the ideal choice for traditional gardens, especially those belonging to period properties.



Millstone Flag, Millstone Radius and Millstone Walling, Original

video

millstone radius paving

Continuing the time-worn theme of the Millstone range, Millstone Radius paving enables you to create a circular focal point with a wide variety of design options. With a choice of colours, centre options and laying patterns, circles can be used as stand-alone features or inset into Millstone Flag paving using Corner Infill Sets, without any cutting being required. Radius Brick Edging is available to fit around the largest size of circle.



Millstone Radius with Corner Infill Sets, Olde London



radius koi mosaic feature

A special centre option for your Millstone Radius circle, Koi Mosaic replicates the textures of a painstakingly laid pebble mosaic in eleven, easy-to-lay, reconstituted stone pieces. This feature can be used on its own or inset into Millstone Flag paving with Corner Infill Sets.



radius aztec sun feature

Available in two colour combinations, Aztec Sun forms another striking centre option for Millstone Radius. The sun motif is Gold with a background of either Millstone Original or Olde London colours.

See page 124 for all Millstone Radius dimensions.



millstone stepping stones

Ideal for linking paved areas or to provide access where a formal pathway may appear too intrusive, Millstone Stepping Stones come in a choice of circular or random shapes. If laid across a lawn, the top surface should be kept below turf level to ensure easy mowing.

millstone walling

With the same superb detailing that is the hallmark of the Millstone range, Millstone Walling is fully compatible in both colour and style. Six sizes of block, two styles of coping and a pier cap make up the range. Used on its own or in combination with Cottage Garden Brick, Millstone Walling will bring an atmosphere of maturity to any setting.



Millstone Flag paving, Bullnose Flags and Millstone Walling, Original with detail of Rose Cottage Garden Brick



cottage garden brick

Giving the appearance of reclaimed, hand-made bricks, these durable kiln-fired clay bricks are fully frost-resistant and can even be used below ground level. Available in Rose colour, each pack contains a carefully blended mix of different colour shades.



victorian edgings

Victorian Edgings provide the perfect finishing touch to areas of Millstone paving. Available in a choice of styles and colours, these authentically reproduced edgings have been specially treated to replicate the 'metallic clay' appearance of original Victorian and Edwardian edgings, with corner posts ensuring a neat finish to corners or changes of level.



millstone bullnose flags

Perfect for use wherever there is a change of level, these finely reproduced step treads have a softly rounded profile to their front edge. Available in three widths, which includes a corner flag that is profiled on two adjacent edges.



millstone range

millstone colours



millstone flag paving

sizes (mm)	m ² per pack	no. per pack	weight/kg per pack	no. per project pack	colours
775 x 775 x 45	10.8	18	1088	-	all
930 x 620 x 45	10.3	18	1047	3	all
775 x 620 x 45	8.6	18	876	6	all
620 x 620 x 45	6.9	18	702	4	all
775 x 465 x 45	6.4	18	657	2	all
620 x 465 x 45	5.1	18	522	4	all
465 x 465 x 45	7.7	36	783	2	all
620 x 310 x 45	3.0	16	312	4	all
465 x 310 x 45	5.1	36	522	4	all
310 x 310 x 45	3.0	32	312	6	all
465 x 155 x 45	2.9	40	290	-	all
Project Pack	10.3	35 mixed	1050	as above	all

Sizes and coverage are those attained when laid with a 10-15mm joint
Note the laying advice on page 137



millstone bullnose flags

sizes (mm)	m ² per pack	no. per pack	weight/kg per pack	colours
930 x 465 x 45	8.6	20	783	all
620 x 465 x 45	5.8	20	522	all
Corner Flag 465 x 465 x 45	4.3	20	392	all


Sizes are those attained when laid with a 10-15mm joint.



millstone radius paving

	no. per circle	dia. of circle	no. per pack	weight/kg per pack	colours
Radius Centre Stone	1	460	40	670	all
Inner Tile Segment	4	920	20	210	Antique Red
Multi-purpose Segment	8	920	16	130	all
Mid Segment	16	1840	16	200	all
Outer Segment	16	2760	16	330	all
Radius Brick Edging	16	3220	16	190	Antique Red
3pc. Corner Infill Set	4 sets	1860sq	4 sets	80	all
5pc. Corner Infill Set	4 sets	2790sq	4 sets	170	all

Thickness 45mm
For dimensions see page 124



millstone radius features

	dia. of circle (mm)	no. per pack	weight/kg per pack	colours
Koi Mosaic	920	5 complete kits	340	OL
Aztec Sun	1840	1 complete kit	270	O, OL



millstone stepping stones


	sizes (mm)	no. per pack	weight/kg per pack	colours
Random Shaped	Irregular 570max. x 400max. x 37	25	340	O, HG
Circular	460 dia x 45	40	670	O, HG, OL



victorian edgings

Colours options • Midnight Blue (MB) • Clay Red (CR)

	Sizes (mm)	no. per pack	weight/kg per pack	colours
Vintage	480 x 195	50	270	MB
Clarendon	465 x 210	50	310	MB
Double Rope Top	465 x 170	52	240	MB, CR
Single Rope Top	230 x 170	104	240	MB, CR
Corner Post	45 x 280	120	160	MB, CR



millstone walling

	sizes (mm)	m ² per pack	no. per pack	weight/kg per pack	colours
Walling Blocks	65mm Project Pack	5.35	260 mixed*	1008	O, HG
	140mm Project Pack	5.59	140 mixed**	1106	O, HG
Hogsback Coping	440 x 215 x 105	-	24	390	O, HG
Peaked Coping	440 x 275 x 120	-	24	520	O, HG
Pier Cap	500 x 500 x 180	-	4	210	O, HG
Cottage Garden Bricks	215 x 100 x 65	7.6	450	1150	Rose

*65mm Project Pack contains 78 no. 325 x 100 x 65, 78 no. 270 x 100 x 65, 104 no. 215 x 100 x 65
**140mm Project Pack contains 28 no. 325 x 100 x 140, 49 no. 270 x 100 x 140, 63 no. 215 x 100 x 140
See page 139 for wall building guide



Millstone Flag and Millstone Radius, Honey Gold with Koi Mosaic

antique brick

Antique Brick is a range of paving and edging that replicates the unique character and intricate detail of lichen-tinted, soft clay bricks but with the frost resistance of high-strength concrete. Each slab combines several bricks for quick and easy laying, while Single Brick is also available for infilling or creating your own designs.



Antique Single Brick

Antique Brick Basket Weave and Dogtooth Brick Edging



antique brick

Colour option • Antique Red

	sizes (mm)	m ² per pack	no. per pack	weight/kg per pack
Basket Weave	470 x 470 x 45	8.8	40	820
Courtyard Bond	490 x 370 x 45	7.2	40	610
Single Brick	230 x 110 x 45	7.3	288	670
Dogtooth Brick Edging	550 x 100 x 130	-	35	450
Straight Brick Edging	450 x 230 x 45	3.9	40	370
Radius Brick Edging	see page 134	2.2	16	190

Sizes and coverage are those attained when laid with joints



timberstone

Almost indistinguishable from genuine old timber, Timberstone offers the sought-after weathered appearance of real timber, but will never rot, warp or splinter. Actually made from high-strength concrete, Timberstone lends itself to natural settings where other paving may look intrusive. Timberstone Posts, available in Intermediate and Corner configurations, are perfect for constructing raised beds, planters and other features.



Logs Coppice Brown



Sleepers and Setts Coppice Brown



timberstone

Colour options • Coppice Brown • Driftwood

	sizes (mm)	m ² per pack	no. per pack	weight/kg per pack	colours
Large Sleeper	900 x 225 x 50	4.0	20	425	all
Medium Sleeper	675 x 225 x 50	3.0	20	338	all
Sett	225 x 225 x 50	2.0	40	212	all
Log	300-450 dia x 40-75	-	60	619	all
Post, Intermediate	150 x 150 x 650	-	8	228	all
Post, Corner	150 x 150 x 650	-	8	228	all

Timberstone Posts are faced on three sides only



landscaping stone

A carefully selected range of natural stone from approved sources. All natural products vary, so it is best to obtain the total quantity you require at one time. Although stone is pre-washed we recommend re-washing to reveal its full colour. Decorative Chippings and Pebbles come in polybags (coverage 0.4m²) or bulk sacks (minimum 850kg, approx. coverage 22m² at 25mm depth, for driveways we recommend a greater depth).

Black Polished Pebbles

decorative chippings and pebbles



Ice Blue
8-11mm chippings



Flamingo White
14-20mm chippings



Terracotta Chippings
8-14mm hard and angular



Welsh Green Chippings
10-14mm angular, consistent colour



Green Slate Chippings
5-30mm flat mixed colours and shapes




Atlantic Shingle 14mm
8-14mm well rounded multicolours



Derbyshire White
10-14mm pale grey limestone chippings



Sea-washed 10mm
6-10mm flinty shingle



Black Polished Pebbles
20-40mm very smooth and shiny




Blue Slate Chippings 20mm
5-30mm flat mulch, mixed shades

Suitable for driveways



Atlantic Pebbles 25mm
20-30mm well rounded multicolours



Spanish White Chippings
8-11 sparkling and angular



Sea-shore 20mm
10-20mm rounded flinty pebbles



Multi-mix Chippings
8-11mm white, red and black



Blue Slate Chippings 40mm
30-50mm flat pieces, mixed shades

Suitable for pathways



Atlantic Pebbles 40mm
30-50mm well rounded multicolours




Spanish White Pebbles
20-40mm smooth and water worn



Sea-worn 40mm
20-40mm rounded flinty pebbles



Golden Blend 10mm
6-10mm flint chippings



Plum Slate Chippings 20mm
5-30mm flat mulch

Suitable for water features and aquatics, re-wash prior to use



Atlantic Cobbles 80mm
50-80mm well rounded multicolours



Spanish White Cobbles
40-90mm smooth and water worn



Dove Grey Pebbles
8-15mm well rounded



Golden Blend 20mm
10-20mm flint chippings



Plum Slate Chippings 40mm
30-50mm flat pieces

Suitable for borders, features and plant pot toppers



Atlantic Cobbles 120mm
80-120mm well rounded multicolours



Cotswold Chippings
10-14mm angular limestone




Cornish Spar Chippings
10-14mm angular sparkling granite



Apricot Pebbles
8-16mm quartzite, pastel shades



Slate Paddlestones
50-100mm flat, smooth, water worn



atlantic cobbles and boulders

Our Atlantic collection is a family of eight products ranging from 14mm Shingle, two sizes of Pebbles and two sizes of Cobbles, detailed on the previous page, moving up through Atlantic Selected Cobbles 150-200mm and Celtic Cobbles 200-300mm to Part Worn Boulders 300-400mm. Each shows the naturally occurring variety that gives natural products their own unique appeal.

paddlestones, rockery stone and natural stone walling



Pacific Paddlestones Outsize
300-450mm flat, well worn schist



Pacific Paddlestones Large
150-230mm flat, well worn schist



Mountain Green Rockery
Hard and angular, occasional white veining



Plum Slate Rockery
Co-ordinates with our extensive slate range



Purbeck Buff Rockery
Angular pieces, use with Cotswold Chippings



Cotswold Drystone Walling*
Ideal for dry building. Use with Trustone Cotsdale, page 62

*Coverage of walling products is approximately 2m² per pack

All our natural stone walling is highly durable, although hard frosts on wet retaining walls can affect the stone



Natural Thin Slate Walling*
Almost entirely split flat pieces in random sizes in mixed shades of blue, grey and plum. Both Slate Wallings complement Truslate, page 88



Natural Cut Slate Walling*
Slightly easier to build as most pieces are roughly block shaped with up to four sides sawn and the remainder split

indigenous stone

Stonemarket's premium range of exclusive natural stone paving. Each of the three sandstones in the range are indigenous to the UK. Cromwell and Scoutmoor are fine-grained yorkstones. Gwrhyd Pennant, new for 2012, is an exceptionally high quality Welsh Blue Pennant. All three have been quarried for many years, but now these elegant paving materials are made available to the domestic paving market.



Gwrhyd Pennant

video

gwrhyd pennant^{new}

A superb addition to our range of indigenous stone paving, Gwrhyd Pennant is a Welsh Blue Pennant sandstone. It is quarried in South Wales from a small quarry situated on the rugged Gwrhyd hillside. With its subtle blue grey colouration and diamond sawn surface finish this superior quality paving has an aura of individuality and permanence.



Gwrhyd Pennant

video

cromwell

A fine-grained sandstone quarried from the glacial valleys of Northern England, Cromwell has been used in many prestigious projects since the mid 19th century. With its elegant buff colouration, Cromwell will bring a sense of importance and significance to any environment.

scoutmoor

With the exceptional performance and outstanding quality that is the hallmark of the Indigenous Stone range, Scoutmoor is an acclaimed sandstone paving that has been used in many landmark settings throughout the country, including Trafalgar Square. Scoutmoor is predominantly blue-grey with varying amounts of buff.



Scoutmoor with Pacific Paddlestones used to line the pool

video



Gwrhyd Pennant ^{new}



Cromwell




Scoutmoor

indigenous stone range

gwrhyd pennant, cromwell and scoutmoor

	minimum m ² per pack	weight/ kg per pack
Gwrhyd Pennant 600mm Gauge Project Pack	9*	905
Cromwell 600mm Gauge Project Pack	9*	905
Scoutmoor 600mm Gauge Project Pack	9*	905

Thickness 38mm +/- 2mm
 *Project Pack contains 9m² made up from random length pieces (450 to 900mm) x 600mm wide
 Note the laying advice on page 137



avant-garde new walling


Avant-garde is a range of precision-cut sandstone paving, walling and accessories. All three colour options are ethically sourced quartzitic sandstones. Avant-garde Walling, new for 2012, is an innovative natural stone walling system that enables you to design vertical features that blend seamlessly with Avant-garde paving.



Avant-garde Paving, Steps and Walling, Silver
with details in Caramel





 Avant-garde, Imperial



Avant-garde, Imperial



Avant-garde, Caramel



Avant-garde Paving, Walling and Steps, Caramel NEW

avant-garde range

avant-garde

Colour options • Silver • Caramel • Imperial

sizes (mm)	m ² per pack	no. per pack	weight/kg per pack	colours
855 x 570	12.2	25	700	all
855 x 142	12.2	100	700	all
4 size Project Pack	12.2	*40 mixed	700	all

*Project pack contains: 10 no. 855 x 570mm, 10 no. 570 x 570mm, 10 no. 570 x 425mm, 10 no. 570 x 285mm

Thickness 20mm +/- 2mm. As Avant-garde is usually laid with minimal joints, sizes quoted are the actual dimensions (tolerances apply)

Note the laying advice on page 137



avant-garde steps new

Step Tread	sizes (mm)	no. per pack	weight/kg per pack	colours
	1000 x 350 x 50	10	540	all



avant-garde walling new

	sizes (mm)	m ² per pack	no. per pack	weight/kg per pack	colours
Walling Project Pack	*mixed	4	116	1153	all
Walling Return End A	500/200 x 100 x 100	-	40	823	all
Walling Return End B	400/300 x 100 x 100	-	40	823	all
Straight Coping	500 x 136 x 50	-	50	517	all
Corner Coping	318/318 x 136 x 50	-	80	760	all

*Project pack contains: 28 no. 500 x 100 x 100mm, 28 no. 400 x 100 x 100mm, 28 no. 300 x 100 x 100mm, 32 no. 200 x 100 x 100mm. See page 138 for Wall Building Guide.



vintage stone

Vintage Stone is a range of ethically sourced natural stone paving, walling and setts, specially processed to deliver the worn texture and smooth feel of reclaimed stone. Available in six colours of stone, the paving is carefully calibrated to a consistent thickness to ensure that laying is quicker and easier.



Vintage Stone Abbey Earthen paving
and Vintage Stone Manor Walling


video




vintage stone abbey

Vintage Stone Abbey is an exquisite sandstone paving with a very distinctive texture that gives each flagstone its own unmistakable character. Some are almost smooth, while others have a unique rippled profile. Vintage Stone Abbey Earthen displays a varied colour palette of warm tones, while Vintage Stone Abbey Silver is a beautiful silver-grey, displaying occasional sparkle.



 Vintage Stone Abbey Earthen
video



 Vintage Stone Abbey Silver
video

Vintage Stone Manor Setts



Vintage Stone Manor Circle



Vintage Stone Manor Walling



Inlaid Brass North



vintage stone manor

Vintage Stone Manor is a fully integrated collection of paving, walling and setts in a durable brown to buff sandstone. A circle is available, as is a unique Corner Infill Set, which can be used to inset either the circle or the magnificent Vintage Stone Compass Points feature, into Manor paving. This feature is meticulously cut from three colours of Vintage Stone and has an intricate brass inlay to mark 'North'

Vintage Stone Compass Points with Manor paving

vintage limestone

Its creamy grey colouring, unique to old worn limestone, makes Vintage Stone Limestone ideal for use in chalk and limestone districts where it will blend sympathetically with the established surroundings. A hard dolomitic limestone, it is available as both paving and setts, which owe their smooth aged appearance to our special processing. A Corner Infill Set is available to inset the Compass Points feature into Vintage Limestone paving.



Vintage Limestone



vintage stone raven

Vintage Stone Raven is an unusual quartzitic sandstone which responds particularly well to our special vintage processing. Raven's dark brown to black shades with lighter markings of brown and dusky pink, make it the perfect backdrop for traditional planting schemes. A Corner Infill Set is available to inset the Compass Points feature into Raven paving.

Vintage Stone Raven Paving and Setts

vintage stone frost


Vintage Stone Frost is a hard, blue-grey limestone specially processed for a smooth, time worn appearance and is available as both paving and setts. The dimensions of the whole range have been carefully chosen to allow you to combine setts with paving either as panels or borders with no cutting being required.



Vintage Stone Frost Paving and Setts

vintage stone range

vintage stone colours



vintage stone paving

sizes (mm)	m ² per pack	no. per pack	no. per project pack	no. per project pack	weight/kg per pack	colours
855 x 570	12.2	25	9	4	700	M,R,L,F
570 x 570	16.2	50	8	13	930	M,R,L,F
570 x 425	12.2	50	10	12	690	M,R,L,F
570 x 285	16.2	100	10	11	910	M,R,L,F
285 x 285	8.1	100	8	10	450	M,R,L,F
Project Pack	11.7	45 mixed	as above	-	670	M,F,AE,AS
Project Pack	11.7	50 mixed	-	as above	670	R,L

Thickness of paving, including features, calibrated to 22mm
 Sizes and coverage are those attained when laid with a 10-15mm joint.
 Note the laying advice on page 137

vintage stone radius paving

	no. per circle	dia of circle (mm)	no. per pack	weight/kg per pack	colours
Circle Kit	1 kit	2270	1 kit (25 pcs)	240	M
5 Piece Corner Infill	4 sets	2850sq	4 sets	240	M,R,L

For dimensions see page 128



vintage stone compass points

	no. per circle	dia of circle (mm)	no. per pack	weight/kg per pack	colours
Compass Points	1 kit	2270	1 kit (57 pcs)	240	M,R/L
5 Piece Corner Infill	4 sets	2850sq	4 sets	240	M,R,L



vintage stone setts

sizes (mm)	m ² per pack	no. per pack	weight kg/per pack	colours
4 size Project Pack	10.4	370 mixed*	980	M,R,L,F
210 x 140	13.6	448	960	M,R,L,F

*Project Pack contains 120no. 285 x 140mm, 100no. 210 x 140mm, 100no. 140 x 140mm, 50no. 105 x 140mm.
 Thickness: 25-40mm
 Sizes and coverage are those attained when laid with a 10mm joint.



vintage stone walling

sizes (mm)	m ² per pack	no. per pack	weight kg/per pack	colour
325 x 100 x 65	5.0	200	1200	M
270 x 100 x 65	5.0	240	1200	M
215 x 100 x 65	5.0	295	1180	M

Sizes are nominal and course height varies from 55-75mm.



trustone new format

Trustone is an extensive collection of natural stone paving. Ethically sourced and hand selected for both purity of colour and dimensional accuracy, the paving is calibrated to a consistent thickness to make laying quick and easy. New for 2012, Trustone Linear with its sawn edges and innovative format brings a completely fresh look to the range.



video

Trustone Linear Glenmoor NEW





Trustone Emperor Dragonfly



Trustone Tortoiseshell Butterfly

trustone fieldland

Trustone Fieldland is a highly durable quartzitic sandstone with shades ranging from greyish-brown to khaki. Similar in appearance to new riven English Yorkstone, Trustone Fieldland blends attractively with almost any surroundings. A wealth of octagonal and circular features make Fieldland our most popular Trustone.

trustone fieldland radius features

Four circular features are available. The Fieldland Nautical Star, pictured opposite, and the majestic Provence Sunflower, pictured here, both combine Trustone Fieldland and Fellstyle elements. The Emperor Dragonfly, page 64, combines Fieldland, Fellstyle and a deep green marble, while the Tortoiseshell Butterfly, page 65, is meticulously cut from three colours of sandstone with a Fieldland background, see page 126.



Trustone Provence Sunflower



trustone fieldland octant

A natural stone version of our patented Octant system, Trustone Fieldland Octant expands in easy increments with no limit to the number of rings you can add. Octagons can be used as stand-alone features, set into Fieldland paving or even interlinked - see page 127.



trustone fieldland radius

The Fieldland Radius range allows you to create circles of three different diameters, with Corner Infill Sets to inset them into Fieldland paving without the need for cutting. The components of this versatile system can also be used to increase the size of Fieldland Radius Features.



trustone fieldland nautical star

This 'points of the compass' design combines Trustone Fieldland and Fellstyle. Supplied as a complete 33 piece kit, it is a smaller version of the Glenmoor Nautical Star, page 68, and Fellstyle Nautical Star.



trustone glenmoor

A durable, gently riven quartzitic sandstone, Trustone Glenmoor comes in varying shades of buff, some with attractive brown markings. With Trustone Glenmoor Radius, you can create two diameters of circle. The larger size, available as a kit, can be inset into Glenmoor paving using Corner Infill Sets. The Glenmoor Nautical Star feature combines Glenmoor and Fellstyle elements, and will provide a talking point in any garden.



Trustone Glenmoor Nautical Star and Corner Infill Sets,
with Trustone Edgings and Corner Posts



Trustone Steps, Glenmoor with Edgings and Corner Posts, Buff,
Trustone Glenmoor paving and Vintage Stone Manor Walling

trustone fellstyle

Trustone Fellstyle is a hard-wearing quartzitic sandstone, relatively consistent in both texture and colour. Its neutral grey colouring makes it extremely versatile and suited to both traditional and contemporary designs. The Fellstyle Nautical Star is the same design as the Glenmoor version with the colour combination reversed. It can be inset into the Fellstyle paving using the Corner Infill Set.



Trustone Fellstyle



trustone sable

Trustone Sable is an unusual quartzitic sandstone with a strongly riven texture in varied shades of dark brown and black with some lighter markings of brown and dusky pink. It is equally at home in contemporary or more traditional settings. The Celtic Knot feature cut from Trustone CotSDale and Sable, is available with Sable corner infills to enable it to be inset into Sable paving, see page 127.

Trustone Sable



trustone cotsdale

Cotsdale is an exceptionally durable, dolomitic limestone in subtle gradations of buff. The elegant Celtic Knot feature, painstakingly cut from Cotsdale with a background of Trustone Sable comes as a complete ready-to-lay kit. It is available with either Cotsdale or Sable corner infills to enable it to be inserted into a patio of either colour. Cotsdale ideally complements our Cotswold Drystone Walling, see page 35.

Trustone Celtic Knot with
Cotsdale Corner Infills and Cotsdale paving



Trustone Cotsdale and Cotswold Drystone Walling

trustone torvale

An unusual dolomitic limestone, Torvale has a relatively consistent dark grey colour that lightens as it weathers. It has a typical, generally smooth limestone texture and sawn edges to give a contemporary clean cut appearance.




Trustone Torvale



truststone range

truststone colours



truststone linear new

	m ² per pack	no. per pack	weight/kg per pack	colours
Project Pack	11.69	*56 mixed	670	Fd, G, Fe

*Project Pack contains: 12 no 855 x 570mm, 12 no 855 x 285mm, 12 no 855 x 142mm, 12 no 570 x 142mm, 8no 427 x 142mm
 Sizes and coverage are those attained when laid with a 10mm joint
 Thickness calibrated to 22mm. Note the laying advice on page 137

truststone

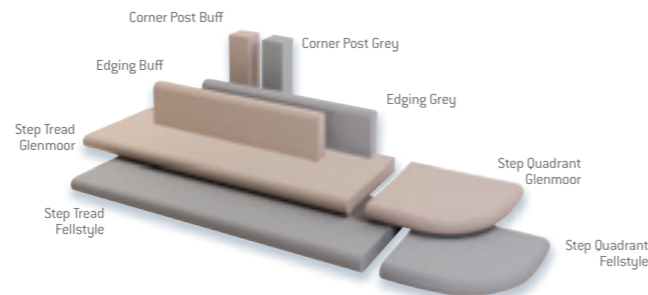
fieldland • glenmoor • fellstyle • torvale • sable • cotSDale

sizes (mm)	m ² per pack	no. per pack	weight/kg per pack	no. per project pack	no. per project pack	colours
855 x 570	12.2	25	700	9	4	all
570 x 570	16.2	50	930	8	13	all
570 x 425	12.2	50	690	10	12	all
570 x 285	16.2	100	910	10	11	all
285 x 285	8.1	100	450	8	10	all
Project Pack	11.7	50 mixed	670	as above		FD, G, Fe, T, C
Project Pack	11.7	50 mixed	670	as above		S

Sizes and coverage are those attained when laid with a 10-15mm joint
 Thickness of paving, including features, calibrated to 22mm
 Note the laying advice on page 137

truststone steps and edgings

	sizes (mm)	no. per pack	weight/kg per pack	colours
Step Tread	1000 x 350 x 50	10	540	Glenmoor, Fellstyle
Step Quadrant	350 x 350 x 50	10	210	Glenmoor, Fellstyle
Edging	570 x 150 x 50	20	500	Buff, Grey
Corner Post	85 x 85 x 350	20	120	Buff, Grey



Truststone Edgings and Corner Posts, Buff with Truststone Glenmoor paving

truststone fieldland octant paving

	no. per pack	weight/kg per pack	colour
Octant Centre Stone	52	510	Fd
Octant Infill	96	950	Fd
Octant Cornerstone	48	470	Fd

For dimensions see page 127



truststone radius paving

	no. per circle	dia of circle (mm)	no. per pack	weight/kg per pack	colours
Radius Centre Stone	1	560	20	290	Fd, G
First Ring Segment	8	1700	24	360	Fd, G
Second Ring Segment	16	2840	48	730	Fd, G
Third Ring Segment	32	3980	32	360	Fd
3 piece Corner Infill	4 sets	1710 sq	16 sets	150	Fd
5 piece Corner Infill	4 sets	2850 sq	4 sets	100	Fd, G, Fe
7 piece Corner Infill	4 sets	3990 sq	4 sets	200	Fd
Circle kit (25 pieces)	1 kit	2840	1 kit	380	Fd, G

For dimensions see page 126



truststone radius features

fieldland features

	dia of circle (mm)	no. per pack	weight/kg per pack	colours
Provence Sunflower	2840	1 kit (65 pieces)	380	Fd/Fe



fieldland features (contd.)

	dia of circle (mm)	no. per pack	weight/kg per pack	colours
Nautical Star	1700	1 kit (33 pieces)	130	Fd/Fe
Tortoiseshell Butterfly	1700	1 kit (44 pieces)	130	Fd/other
Emperor Dragonfly	1700	1 kit (21 pieces)	130	Fd/other



glenmoor feature

	dia of circle (mm)	no. per pack	weight/kg per pack	colours
Nautical Star Glenmoor	2840	1 kit (33 pieces)	380	G/Fe



fellstyle feature

	dia of circle (mm)	no. per pack	weight /kg per pack	colours
Nautical Star Fellstyle	2840	1 kit (33 pieces)	380	Fe/G



cotSDale/sable features

	dia of circle (mm)	no. per pack	weight/kg per pack	colours
CotSDale Celtic Knot	2840	1 kit (46 pieces)	380	C/S
Celtic Knot incl. CotSDale Corner Infills	3120 sq	1 kit (70 pieces)	580	C/S
Celtic Knot incl. Sable Corner Infills	3120 sq	1 kit (70 pieces)	580	C/S



zephyr

A highly distinctive marble, Zephyr is predominantly dark grey with lighter grey and brown mottling and prominent white veining. With its finely textured surface finish, Zephyr will bring style and sophistication to any outdoor space.

sizes (mm)	m ² per pack	no. per pack	weight/kg per pack	no. per project pack
600 x 400 x 30	13.0	54	1100	25
400 x 400 x 30	13.0	81	1100	25
400 x 200 x 30	13.0	162	1100	25
200 x 200 x 30	13.0	324	1100	24
Project Pack	13.0	99 mixed	1100	as above

As Zephyr is usually laid with minimal joints, the sizes quoted are the actual dimensions +/- 3mm.
Note the laying advice on page 137



Zephyr


video

arctic granite

With its subtly textured surface and wide range of colours, Arctic Granite is perfect in any contemporary design situation. Each of the five colours works well on its own, or in combination. For impact try combining Midnight with Glacier, Blush or Jade. Dusk will provide a softer contrast. The innovative Arctic Granite Revolve feature is meticulously cut from Midnight and Glacier.



Arctic Granite Dusk



Arctic Granite Blush


arctic granite range

arctic granite

Types • Glacier • Dusk • Midnight • Blush • Jade

sizes (mm)	m ² per pack	no. per pack	weight/kg per pack	no. per project pack	colours
600 x 600 x 25	18.0	50	1320	24	all
600 x 300 x 25	18.0	100	1320	35	all
300 x 300 x 25	9.0	100	660	34	all
Project Pack	18.0	93 mixed	1320	as above	all

As Arctic Granite is usually laid with minimal joints, the sizes quoted are the actual dimensions. The paving should be laid with the textured face upwards. Arctic Granite can sometimes absorb colour from ordinary Portland Cement. We strongly recommend substituting White Cement in the mortar and adding a PVA, SBR or other bonding agent. For further laying advice see page 137




arctic granite revolve

Types • Glacier / Midnight

	sizes (mm)	m ² per pack	no. per pack	weight/kg per pack
Revolve Kit	2400 x 2400 x 25	5.75	1 kit (73 pcs)	400

For design ideas see page 128



Moisture transparency may be visible in some site conditions resulting in dark patches to surface of the units. This is a natural characteristic of Granite paving.

isis^{new}

New for 2012, Isis is a beautiful Egyptian limestone with a unique surface finish that is reminiscent of the texture of soft leather. Versatile in use, Isis will provide just the right feel in a wide spectrum of contemporary design situations. It is available in two colour shades and is laid in a random coursed pattern to get that clean modern look.



Isis, Delta Sand

video



Isis, Luxor Gold

isis

Colour options • Luxor Gold • Delta Sand

Project Pack	m ² per pack	no. per pack	weight/kg per pack	colours
	11.25	*40 mixed	662	all

*Project Pack contains: 10 no. 775 x 450mm, 10 no. 675 x 450mm, 10 no. 575 x 450mm, 10 no. 475 x 450mm

As Isis is usually laid with minimal joints, the sizes quoted are the actual dimensions. Note the laying advice on page 137



truslate

Truslate is a high-quality durable hand-selected slate. With sawn edges, a mainly smooth surface and the flaky texture typical of real slate, Truslate superbly complements our Slate Walling and Rockery Stone, page 35, and our range of Slate Chippings and Paddlestones, page 33. Truslate Circle and the Truslate Star feature along with Borders and Corners complete the range.



Truslate Green with Truslate Border



Truslate Blue and Cut Slate Walling



Truslate Circle with corner infills, Copper



Truslate, Copper


truslate range

truslate

Colour options • Blue • Green • Copper

sizes (mm)	m ² per pack	no. per pack	weight/kg per pack	no. per project pack	colours
610 x 610	18.6	50	1060	24	all
610 x 305	18.6	100	1060	35	all
305 x 305	9.3	100	530	34	all
Project Pack	18.6	93 mixed	1060	as above	all

Thickness: 17-24mm. Sizes and coverage are those attained when laid with a 10-15mm joint. Note the laying advice on page 137. For Natural Slate Walling see page 35. Truslate may exhibit minor delamination in the early stages following installation, particularly the Copper. This will not affect long term durability or performance.



truslate star

	sizes (mm)	m ² per pack	no. per pack	weight/kg per pack
Truslate Star	1800 x 1800	3.24	1 kit (17 pieces)	162
Truslate Border	600 x 300	12.96	72	612
Truslate Corner	300 x 300	12.96	144	612

Thickness: 17-24mm. For design ideas see page 129.



truslate circle

	dia. of circle (mm)	no. per pack	weight/kg per pack	colours
Truslate Circle	2600	1 kit (31 pieces)	300	all
Truslate Circle incl. Corner Kit	3040 sq	1 kit (51 pieces)	520	all

Thickness: 17-24mm. For dimensions see page 129. Note the laying advice on page 137.



travertine

Used as a paving in Italy, Greece and Turkey since ancient times, Travertine boasts its own unmistakable character. Available in two classic colours our Travertine Paving is a high quality natural stone, honed and tumbled to produce an attractive smooth surface within which the characteristic indentations appear.

Travertine New Cream

Colour options • Gold • New Cream

sizes (mm)	m ² per pack	no. per pack	weight/kg per pack	no. per project pack	colours
600 x 400 x 30	13.0	54	1100	25	all
400 x 400 x 30	13.0	81	1100	25	all
400 x 200 x 30	13.0	162	1100	25	all
200 x 200 x 30	13.0	324	1100	24	all
Project Pack	13.0	99 mixed	1100	as above	all

As Travertine is usually laid with minimal joints, the sizes quoted are the actual dimensions +/- 3mm.

Note the laying advice on page 137

Gold



New Cream



Reflecting a major design trend where interior and exterior spaces flow together Stonemarket have joined up with stone flooring specialist, Classical Flagstones, to present an exquisite collection of natural stone flooring.

The range includes two colours of our all-new Isis, a beautiful Egyptian limestone, a creamy travertine and two colours of slate. Each one matches one of our external paving products, enabling a seamless transition to be made from inside to outside.




video



CLASSICAL FLAGSTONES

isis^{new}

A beautiful Egyptian limestone, Isis matches exactly our new Isis paving, see page 84. It has the same leather-like texture and comes in the same two contemporary colour shades. It is laid in the same coursed laying pattern but is cut to a thickness ideally suited to interior applications.




thickness	sizes (mm)
13	450 x 475
	450 x 575
	450 x 675
	450 x 775

Flooring is sold by the m²



travertine^{new}

The second stone in our stone flooring collection, Travertine exactly matches our Travertine New Cream paving. Equally at home in traditional or more contemporary settings, our Travertine is high quality natural stone carefully honed and tumbled to produce a satisfyingly tactile surface.



Savannah Travertine


thickness	sizes (mm)
12	203 x 203
	203 x 406
	406 x 406
	610 x 406

Flooring is sold by the m² in Classical Roman Opus pattern.

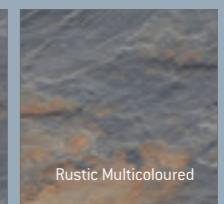


slate^{new}

Two colours of Slate complete our collection of flooring. Rustic Black matches our Truslate Blue paving, while Rustic Multicoloured matches Truslate Copper. With sawn edges and a riven surface, each piece displays the diversity that gives natural stone its special appeal.



Rustic Black



Rustic Multicoloured

thickness	sizes (mm)
15-18	300 x 300
	600 x 400
	600 x 600

Flooring is sold by the m².

granite setts

Used as a paving material for centuries, the rugged natural texture and exceptional durability of Granite Setts give them an air of solid permanence. Versatile in use, they are ideal for patios, paths and driveways. Available in four colours, naturally occurring iron within the granite sometimes produces brown markings.

Colour options • Beige • Black • Red • Silver

	m ² per pack	no. per pack	weight/kg per pack
210 x 110 x 100 Silver	4.2	180	1000
110 x 110 x 100 Silver	4.8	400	1000
210 x 110 x 50 Silver	7.4	308	1000
110 x 110 x 50 Silver	7.8	648	1000
110 x 110 x 50 Black	6.9	572	1000
110 x 110 x 50 Red	8.8	729	1000
110 x 110 x 50 Beige	8.8	729	1000

Sizes and coverage are those attained when laid with a 10mm joint.
All dimensions have a tolerance of + or - 10mm.



trustone paviors^{new}


Trustone Paviors are a premium quality natural stone block paving with diamond-sawn sides and an 'antiqued' riven surface. An elegant design solution for any driveway, Trustone Paviors are laid in a coursed laying pattern using the three complementary sizes. The large size block is available in single-size packs for use as a soldier course around the perimeter of the driveway.

trustone paviors

Colour options • Fieldland • Fellstyle

sizes (mm)	m ² per pack	no. per pack	weight/kg per pack	colours
3 size Project Pack	7.6	*265 mixed	900	all
240 x 160 x 50	8.3	216	1225	all

*Project pack contains: 104 no. 240 x 160mm, 138 no. 160 x 160mm, 23 no. 160 x 120mm
Note the laying advice on page 137



Trustone Paviors, Fellstyle
and Trustone Fellstyle Steps
video

elemental paviors

Elemental natural stone block paving comes in three colours and three complementary sizes. Charcoal is a dolomitic limestone with a lightly riven, tumbled texture, while Walnut and Willow are smooth cut, tumbled sandstones.





elemental paviors

Colour options • Charcoal • Walnut • Willow

sizes(mm)	m ² per pack	no. per pack	weight/kg per pack	colours
3 size Project Pack	10.18	*340 mixed	1080	all
240 x 160 x 40	10.75	280	1100	all

*Project pack contains: 130 no. 240 x 160mm, 180 no. 160 x 160mm, 30 no. 160 x 120mm
Note the laying advice on page 137




unity paviers ^{new}

A new range of premium concrete block paving, Unity Paviers are made using high quality aggregates that are exposed during the manufacturing process to create a subtly textured surface finish reminiscent of granite. They are available in three complementary colour shades that can be used in various combinations.

unity paviers

Colour options • Yellow • Rose Granite • Anthracite

sizes (mm)	m ² per pack	no. per pack	weight/kg per pack	colours
200 x 100 x 50	10.8	540	1319	all



rio paviers

A cool contemporary range of block paving, Rio Paviers have an attractive coarse texture that is reminiscent of granite. Available in three sophisticated colours they bring a modern ambience to any driveway. Each pack contains a blend of the three carefully proportioned complementary sizes.

Rio Paviers, Carbon and
Rio Walling, Silver and Carbon

rio paviers

Colour options • Silver • Grey • Carbon

sizes (mm)	m ² per pack	no. per pack	weight/kg per pack	colours
3 size Project Pack	10.75	*384 mixed	1202	all

*Project pack contains: 120 no. 240 x 160 x 50mm, 216 no. 160 x 160 x 50mm, 48 no. 80 x 160 x 50mm
Note the laying advice on page 137



Silver



Grey



Carbon

trident paviers

A superior quality product with an attractive tumbled texture, Trident Paviers blend sympathetically with the established surroundings of traditional properties, but are equally at home in more modern settings. Trident Paviers are available in a choice of thicknesses making them ideal for domestic or heavy domestic use.



Trident Paviers and Circle, Burnt Ochre

trident paviers

Colour options • Charcoal • Sierra • Burnt Ochre • Forest Blend

sizes (mm)	50mm			60mm			colours
	m ² per pack	no. per pack	weight/kg per pack	m ² per pack	no. per pack	weight/kg per pack	
240 x 160	10.76	280	1238	*9.83	*255	*1240	all
160 x 160	10.76	420	1238	*9.83	*383	*1240	all
120 x 160	10.76	560	1238	*9.22	*479	*1160	all
3.04m dia. Circle Kit				7.3	1 kit	1020	all

*Subject to change. Please check with your stockist.

trident kerbs

types and sizes	linear metres	no. per pack	weight/kg per pack	colour
KL Straight 100 x 125 x 200	21.6	216	1100	Ch
KS Straight 100 x 125 x 125	32.4	324	1020	Ch

For Trident Circle see page 129

Note the laying advice on page 137



Charcoal



Sierra



Burnt Ochre



Forest Blend

pennon paviers

With their own unmistakable character, each Pennon Pavior has a gently rolling surface and subtly rounded corners to create a stylish, elegant driveway that complements almost any style of home. The extra thickness of Pennon Paviers makes them ideal for heavy domestic use.

pennon paviers

Colour options • Charcoal • Autumn Harvest • Brindle • Burnt Ochre

sizes (mm)	m ² per pack	no. per pack	weight/kg per pack	colours
4 size Project Pack	10.90	*504 mixed	1540	all

*Project Pack contains: 84 no. 215 x 130 x 60mm, 132 no. 190 x 130 x 60mm, 132 no. 155 x 130 x 60mm, 156 no. 130 x 130 x 60mm

Note the laying advice on page 137



Charcoal



Autumn Harvest



Brindle



Burnt Ochre

pavilion paviors

Available in six compatible sizes, Pavilion Paviors are supplied in ready-to-lay project packs, allowing for a choice of laying patterns, see page 129. A fully random layout will bring a touch of individuality to any driveway. With a 'distressed' effect on their upper face, Pavilion Paviors have an aged appearance that ideally complements established settings.



Pavilion Paviors, Bracken

pavilion paviors

Colour options • Bracken • Burnt Ochre • Ember

sizes (mm)	m ² per pack	no. per pack	weight/kg per pack	colours
6 size Project Pack	10.56	*348 mixed	1240	all

*Project Pack contains: 60 no. 300 x 200 x 50mm, 60 no. 200 x 200 x 50mm, 72no. 200 x 150 x 50mm, 60 no. 200 x 100 x 50mm, 48 no. 150 x 100 x 50mm, 48 no. 100 x 100 x 50mm
Note the laying advice on page 137



applesby antique new colour

Applesby Antique Paviers have an attractive 'distressed' finish and are laid in a coursed laying pattern using the three complementary sizes. Available in a choice of four colours, in mixed size project packs, Applesby Antique Paviers will bring an air of distinction to any driveway whilst offering superb value for money.



applesby antique paviers

Colour options • Burnt Ochre • Brindle • Charcoal • Autumn Gold

sizes (mm)	m ² per pack	no. per pack	weight/kg per pack	colours
3 size Project Pack	9.6	*310 mixed	1080	all

*Project pack contains: 140 no. 240 x 160 x 50mm, 150 no. 160 x 160 x 50mm, 20 no. 120 x 160 x 50mm
Note the laying advice on page 137



Applesby Antique Paviers, Burnt Ochre
with Trident KS Kerbs, Charcoal

permeapave

Permeapave is a permeable block paving system for domestic driveways that allows rainfall to pass directly into a specially designed sub-base and then drain away naturally, rather than into hard pressed drainage systems. Permeapave comes in four of our most popular driveway colours.




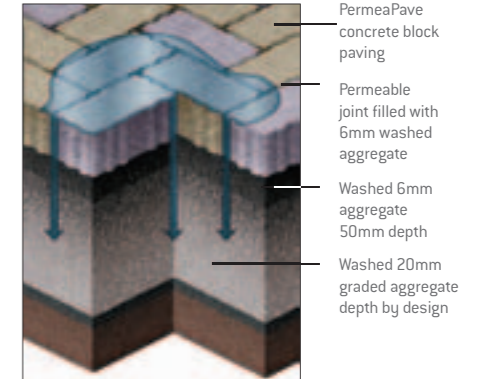
PermeaPave, Forest Blend

permeapave

Colour options • Forest Blend • Charcoal • Brindlé • Burnt Ochre

sizes (mm)	m ² per pack	no. per pack	weight/kg per pack	colours
200 x 100 x 60	8.8	440	1200	all

For a comprehensive guide to installing PermeaPave we would strongly advise referring to the Stonemarket PermeaPave Technical Installation Guide, available by calling 024 7651 8700 or at www.stonemarket.co.uk





STONEMARKET
FAST POINT
 Get it Done. Rain or Shine.

Fast Point is Stonemarket's revolutionary high performance pointing product for garden paving installations. Unlike most pointing solutions, Fast Point can be used in both wet and dry conditions, taking a fraction of the time of conventional pointing. Fast Point is swept into the joints of the paving slabs and is pre-mixed meaning no extra equipment or effort is required.

Curing to a frost and weed resistant finish, Fast Point is your go-to product for reliability, ease of use and long lasting performance. Fast Point – Get it done. Rain or Shine.

Fastpoint for Driveways is being launched during 2012. Please refer to our website www.stonemarket.co.uk for more information on the products that are covered and the installation methods that need to be incorporated in your driveway project.



scan the code to see the fast point video



1. The paving is soaked with a hose. It is impossible to over-water the paving and joints.



2. The tub and sealed bag are opened.




3. The Fast Point material is poured onto the paving



4. The material is brushed into the joints ensuring the joint voids are full, and any excess brushed off.



5. The joints are struck off using a pointing iron. Any gaps that are revealed are refilled with Fast Point.



6. Any excess is brushed off.

fast point

Colour options • Buff • Stone Grey

Coverage per 15kg tub

paving size [mm]	joint size 10mm wide x 22mm deep
600 x 600	9-9.75m ²
450 x 600	7.25-8m ²
450 x 450	6.25-6.75m ²
300 x 600	5.75-6.25m ²
300 x 450	5.25-5.75m ²
225 x 450	4.25-4.75 ²
300 x 300	4.25-4.75 ²
225 x 225	3.25-3.75m ²

Full details at www.stonemarket.co.uk





Create laying patterns in minutes using the Stonemarket Paving Generator, available at www.stonemarket.co.uk or at your local stockist.

- Generate:
- Your layout simply, following the step-by-step process.
 - Layouts using all Stonemarket products, including circular features and driveway pavers.
 - Any shaped patio you like.
 - A range of laying patterns, from the contemporary to the traditional.
 - The quantity of materials required.
 - The carbon footprint of your project.

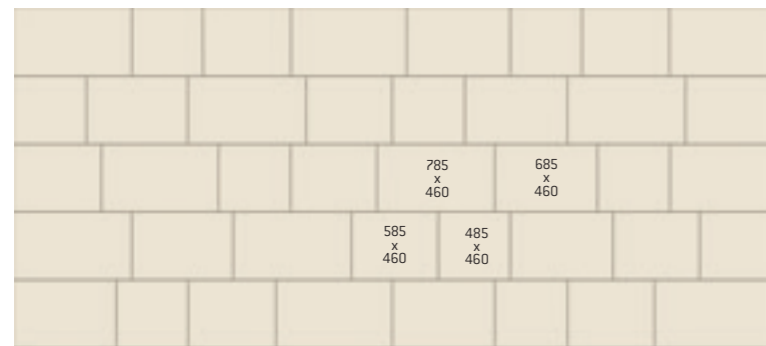


design guide

häus paving (pages 6-11)


Häus is a range of reconstituted stone paving with an uncluttered contemporary feel. It is available in a choice of two surface finishes, Smooth and Riven. Häus Smooth is available in a choice of colours; Ebony is a deep charcoal grey whilst Dune is a light creamy buff (Dune may require more regular cleaning due to its light coloured nature). Häus Riven is available in Ebony.

Häus is designed to be laid in a random coursed pattern to get that clean modern look, and should be laid on a full bed of mortar, see Paving Flag Laying Guide, page 137. It comes in 4-size Project Packs containing 10 of each of the 4 carefully designed sizes. Each pack covers 11.68m².



5.08 x 2.3m = 11.68m² (including joints)

Häus Project Pack
Both these layouts use the exact quantities contained in our project packs of Häus paving:
10 No. 785 x 460mm
10 No. 685 x 460mm
10 No. 585 x 460mm
10 No. 485 x 460mm

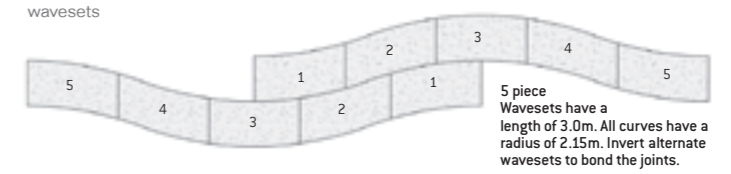


2.54 x 4.6m = 11.68m² (including joints)

all layouts to 1:50 scale

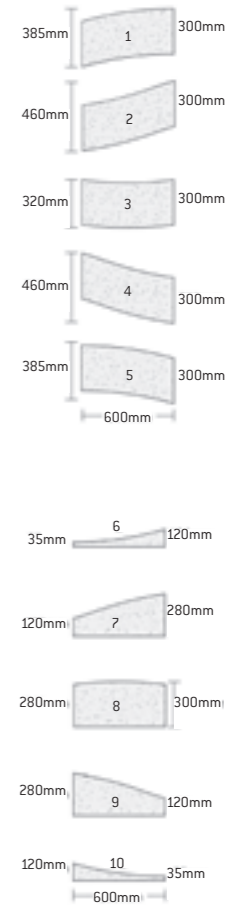
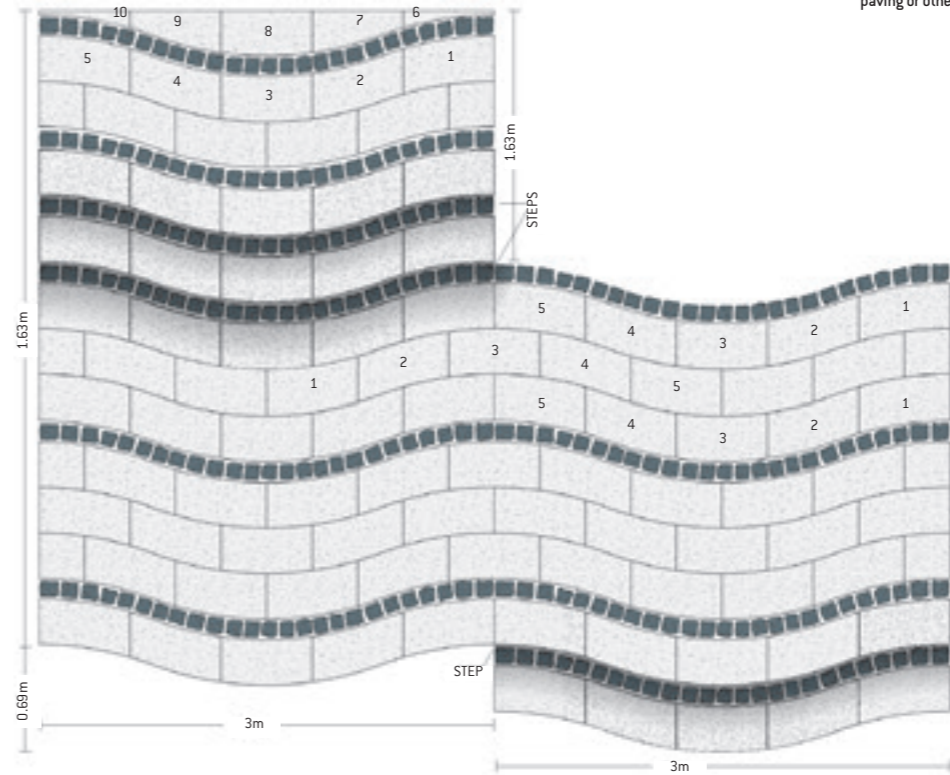
rio cascade (pages 14, 16, 19)

The Rio Cascade system can be extended as far as you wish in each direction using the same Wavesets. Components are supplied labelled with numbers for easy identification. For easy laying, line up the straight joints precisely. Inserting temporary spacers will help to keep joint widths consistent. In the drawings, some No.3 and No.8 Modules have been cut in half. Dimensions assume Rio Paving laid with 3mm sand filled joints. If wider mortared joints are used, dimensions will increase and the shape will not be so precise.

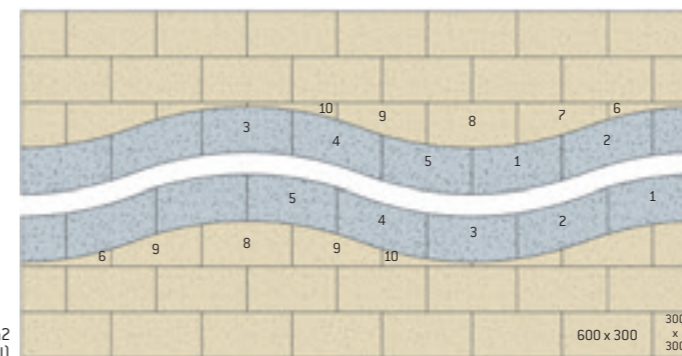


5 piece Straight Edge Sets are used where Wavesets meet rectangular paving or other straight edges.

cascade patios



feature wave (photo page 16)



4.5 x 2.3m = 10.3m² (including 165mm wide rill)

millstone flag paving (pages 20-27)

This layout uses the exact quantities contained in our project packs of Millstone Flag.

- 3 No. 930 x 620mm
- 6 No. 775 x 620mm
- 4 No. 620 x 620mm
- 2 No. 775 x 465mm
- 4 No. 620 x 465mm
- 2 No. 465 x 465mm
- 4 No. 620 x 310mm
- 4 No. 465 x 310mm
- 6 No. 310 x 310mm

One slab of each of the 10 Millstone Flag sizes shown covers a total of 3.34 square metres. One full pack of each of these 10 sizes covers a total of 79.2 square metres.

4.18 x 2.48m = 10.3m²

General Principles for Random Layouts

The drawings shown are examples only and will need to be adapted to the actual shape and size of the area you wish to cover. For the best effect, use as many different sizes as possible, in approximately equal quantities of each size. Avoid four slab corners coming together, or two identical slabs laid side by side. Keep straight lines to a reasonable length, never across the whole area. For narrow, irregular shaped and small areas, we recommend drawing the design before starting to lay the slabs.

Additional examples of random layouts are available from our sales office, website or stockists.

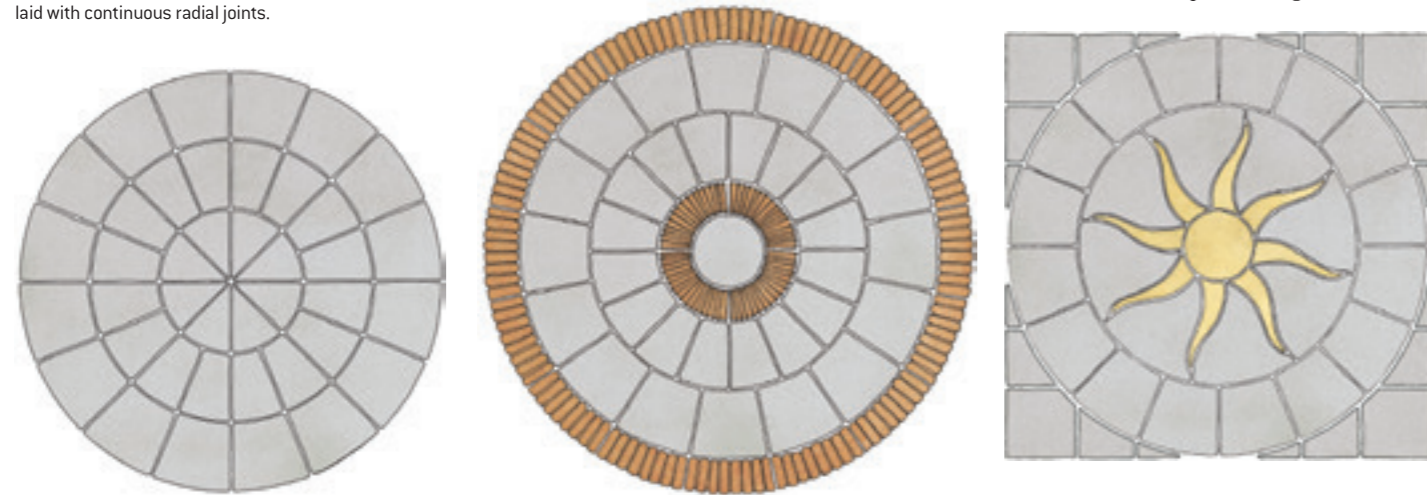
millstone radius (pages 20, 22, 23, 26, 27)

Circles of 0.46m, 0.92m, 1.84m and 2.76m diameter can be constructed, depending on the number of rings added to the design.

This 2.76m diameter Circle uses Multi-Purpose Segments laid with continuous radial joints.

Central option of Radius Centre Stone plus Inner Tile Segments laid with offset radial joints, as photograph page 18, then surrounded by Radius Brick Edging to give a total diameter of 3.22m.

All 2.76m diameter Circles can be converted to a square with sides of 2.79m by the addition of four 5 piece Corner Infill Sets. In this example our Aztec Sun has been surrounded by 16 Outer Segments.



Radius Centre Stone
460mm diameter

Inner Tile Segment
4 units per 0.92m diameter ring

Multi Purpose Segment
8 units per 0.92m diameter circle

Mid Segment
16 units per 1.84m diameter ring

Outer Segment
16 units per 2.76m diameter ring

Radius Brick Edging
16 units per 3.22m diameter ring

5 Piece Corner Infill Set
Set To square off 2.76m diameter circle

3 Piece Corner Infill Set
Set To square off 1.84m diameter circle

Millstone Radius Components

Koi Mosaic, surrounded by 16 Mid Segments has been squared off using 3 piece Corner Infill Sets.

all layouts to 1:50 scale

trustone linear paving (pages 62, 76)

Both these layouts use the exact quantities contained in our project packs of Trustone Linear:

- 12 No. 855 x 570mm
- 12 No. 855 x 285mm
- 12 No. 855 x 142mm
- 12 No. 570 x 142mm
- 8 No. 427 x 142mm

3.42 x 3.42m = 11.69m²

5.13 x 2.27m = 11.69m²

Trustone Linear
Available in an innovative new paving format, Trustone Linear has diamond-sawn edges and a riven face. It comes in project packs containing 11.69m². To stagger the joints a small number of slabs have been cut, marked x on the plan.

trustone paving (Fieldland, Glenmoor, Fellstyle, Torvale and CotSDale (pages 62-77)

This layout uses the exact quantities contained in our project packs of Trustone Fieldland, Glenmoor, Fellstyle, Torvale and CotSDale.

- 9 No. 855 x 570mm
- 8 No. 570 x 570mm
- 10 No. 570 x 425mm
- 10 No. 570 x 285mm
- 8 No. 285 x 285mm

One slab of each of the 5 sizes shown covers a total of 1.3 square metres.

2.56 x 4.56m = 11.7m²

trustone paving (Sable (pages 71, 76)

This layout uses the exact quantities contained in our project packs of Trustone Sable (also Vintage Stone Raven and Vintage Limestone).


- 4 No. 855 x 570mm
- 13 No. 570 x 570mm
- 12 No. 570 x 425mm
- 11 No. 570 x 285mm
- 10 No. 285 x 285mm

One slab of each of the 5 sizes shown covers a total of 1.3 square metres.


2.56 x 4.56m = 11.7m²

trustone radius (pages 62-77)

Circles of 0.56m, 1.70m, 2.84m and 3.98m diameter can be constructed, depending on the number of rings added to the design. The 3.98m circle is only available in Fieldland.



The 3.98m Fieldland Circle with Third Ring Segments added to the 2.84m Circle kit.



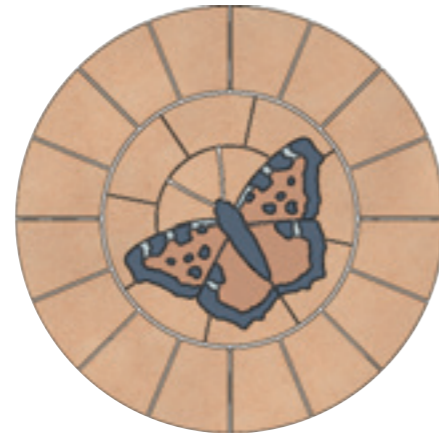
The Provence Sunflower is supplied as a complete 65 piece kit of Fieldland and Fellstyle stone, 2.84m diameter. Third Ring Segments are available in Fieldland to enlarge it to 3.98m, as shown on page 66 and in this drawing. 7 piece Fieldland Corner Infill Sets can then be used to square off this circle so that it can be laid within Fieldland Paving.



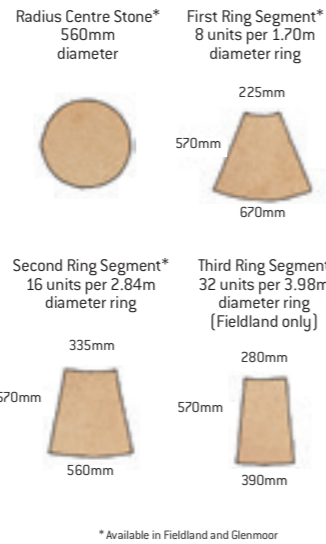
The Emperor Dragonfly is 1.70m diameter and is supplied as a complete kit. It can be surrounded by Fieldland Second Ring Segments but is shown here squared off using Fieldland 3 piece Corner Infill Sets, as photo page 64.



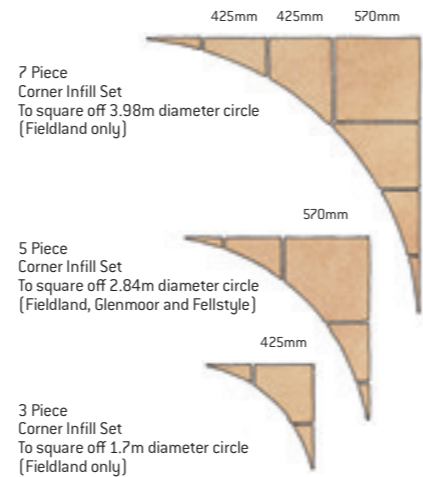
The Fieldland Nautical Star, see page 67, is 1.70m diameter and supplied as a complete 33 piece kit. 3 piece Corner Infill Sets are available in Fieldland to square off 1.7m circles.



The Tortoiseshell Butterfly, see page 65, is 1.70m diameter and is supplied as a complete kit. It can be squared off by 3 piece Corner Infill Sets but is shown here surrounded by Fieldland Second Ring Segments to make a 2.84m diameter circle.




Trustone Radius Components



When laying circles always lay from the centre outwards. We advise first laying out dry to determine optimum spacings before fixing on mortar.

all layouts to 1:50 scale


trustone fieldland octant (page 67, 77)



Both Fellstyle and Glenmoor Nautical Stars are 2.84m diameter and are supplied as complete 33 piece kits. 5 piece Corner Infill Sets are available to square off all 2.84m circles. This drawing shows Fellstyle Nautical Star. Glenmoor Nautical Star is pictured on page 68.




The Celtic Knot feature, see page 72, is cut from Trustone Sable and CotSDale and is available as a complete 2.84m diameter 46-piece kit. Alternatively it is available as a 70-piece kit including either Sable or CotSDale corner infills. The completed square measures 3.125m.



	Corners	Infills	A (m)	B (m)	Area (m ²)
CENTRE	0	0	0.450	0.190	0.17
+1 ring	8	0	1.370	0.570	1.55
+2 rings	16	8	2.290	0.950	4.34
+3 rings	24	24	3.210	1.330	8.54
+4 rings	32	48	4.130	1.710	14.13
+5 rings	40	80	5.050	2.090	21.13
Each additional ring will add			0.920	0.380	varies


Lay all Fieldland Paving larger face upwards, with 10mm joints.



Trustone Fieldland Octant First Rings interlink with 570 x 570mm Fieldland Paving.

When laying Octant paving always lay from the centre outwards. We advise first laying out dry to determine optimum spacings before fixing on mortar.

vintage stone paving Manor, Frost, Abbey Earthen and Abbey Silver (pages 52-61)



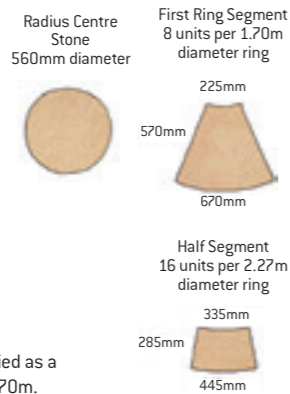
This layout uses the exact quantities contained in our project packs of Vintage Stone Manor, Frost, Abbey Earthen and Abbey Silver.
For Vintage Stone Raven and Vintage Limestone use the TruStone Sable layout on page 125
9 No. 855 x 570mm 10 No. 570 x 285mm
8 No. 570 x 570mm 8 No. 285 x 285mm
10 No. 570 x 425mm

One slab of each of the 5 sizes shown covers a total of 1.3 square metres.

vintage stone manor radius (pages 56, 57, 61)



The 2.27m diameter Vintage Stone Manor Circle is supplied as a complete 25 piece kit. The first ring has a diameter of 1.70m.



The 2.27m Vintage Stone Compass Points Feature is supplied as a complete 57 piece kit. Shown here with Vintage Stone Corner Infill Sets, 4 sets make a square of side 2.85m.

arctic granite revolve (page 80, 81, 83)




Supplied as a complete 73 piece kit the Revolve feature is 2.4m square. It can be surrounded by 20 no. Arctic Granite Glacier 600 x 600mm to increase its size to 3.6m square as shown on page 80.

isis (page 84-87)

The layout shown here is similar to the first Haüs layout shown on page 123, without the allowance for joints. The second Haüs layout can also be used with Isis, but the overall dimensions will be slightly smaller.


Isis Project Pack
This layout uses the exact quantities contained in our project packs of Isis paving:
10 No. 775 x 450mm 10 No. 675 x 450mm
10 No. 575 x 450mm 10 No. 475 x 450mm



5.0 x 2.25m = 11.25m²


all layouts to 1:50 scale

truslate circle (pages 92, 93)



Available in all Truslate colours, Truslate Circle is supplied as a complete 2.6m diameter 31-piece kit. Alternatively it is available as a 51-piece kit including corner infills. The completed square measures 3.04m.

truslate star (pages 88, 89, 90, 93)



The 1.8m square Truslate Star feature comes as a complete 17-piece kit. Each piece is made up of pieces of blue and ochre tumbled slate carefully bonded to a mesh backing. The colour shades blend well with all three colours of Truslate.

The pieces should be laid on a full bed of mortar and pointed with Fast Point for easy and quick installation.



This layout uses:
10 No. Truslate Borders
4 No. Truslate Corners
3 No. Truslate 610 x 610mm
20 No. Truslate 610 x 305mm
3 No. Truslate 305 x 305mm

The Border and Corner units are available separately. The Border unit is 600 x 300mm and the Corner unit is 300mm square. In the layout shown above the Border and Corner units are used to create a border to an area of Truslate. The layout can be enlarged to suit the available space.

pavilion paviors (pages 114, 115)

Pavilion Paviors are supplied in Project Packs containing all six sizes, allowing for a choice of laying patterns.

If a single size contrasting border is desired, Trident Paviors can be used.



Style A is random coursed in 200mm wide courses. The two smallest sizes are always paired up. It is very quick and easy to lay.



Style B is dual-width random coursed. The 200 x 100mm size fits either course. It is quick and easy to lay.



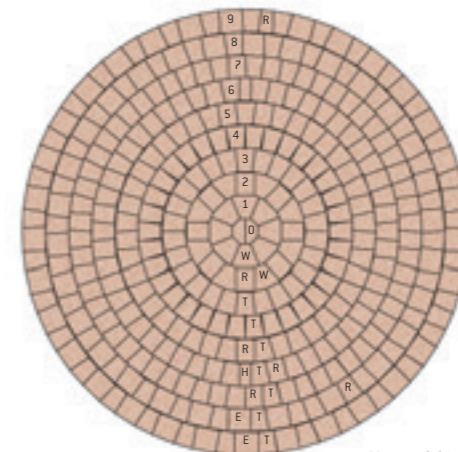
Style C is fully random, using the same principles as the paving layouts on page 124

trident circle 60mm (page 110, 111)

When the circle pack arrives it will be 8 layers high. It will include slightly more blocks of some sizes than are required. When laying the first 3 rings there will be a lot of play in the blocks, however when the full circle is laid the interlocking effect eliminates this.



Centre piece: 2 No. O
1st ring: 8 No. W
2nd ring: 8 No. W, 8 No. R
3rd ring: 26 No. T
4th ring: 34 No. T
5th ring: 21 No. T, 21 No. R
6th ring: 26 No. T, 24 No. R, 2 No. H
7th ring: 30 No. T, 30 No. R
8th ring: 30 No. T, 25 No. E, 5 No. R
9th ring: 33 No. T, 32 No. E, 1 No. R



Diameter 3.04m


ryton and stretton

Ryton and Stretton are both utility paving options for use where cost is a major consideration. Ryton has a riven profile while Stretton has a lightly stippled top face which is slip resistant. Both are ideal for utility areas, shed bases or wherever a budget, non decorative paving is required.

Colour options • Buff (B) • Grey (G) • Red

	sizes (mm)	no. per pack	weight/kg per pack	Colours
Ryton	450 x 450 x 32	60	870	all
	600 x 600 x 32	25	800	B, G
Stretton	450 x 450 x 32	60	870	all
	600 x 600 x 32	25	800	B,G

As Ryton and Stretton are usually laid with minimal joints, the sizes quoted are the actual dimensions



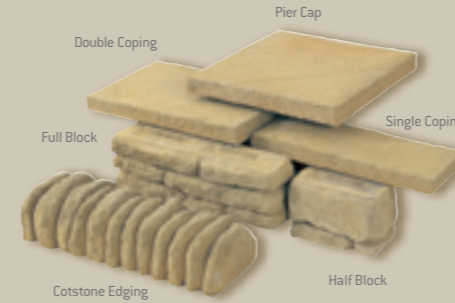
cotstone walling

An authentic reproduction of the dry stone walling which is a familiar sight in the Cotswolds, Cotstone Walling is very quick and easy to use as each piece is a composite block appearing to be made of several pieces of stone.

Colour option • Cotswold

	sizes (mm)	m ² per pack	no. per pack	weight/kg per pack
Full Block	450 x 100 x 140	5.4	80	1060
Half Block	225 x 100 x 140	2.7	80	530
Single Coping	450 x 160 x 45	-	40	270
Double Coping	450 x 280 x 45	-	20	240
Pier Cap	410 x 410 x 45	-	20	310
Cotstone Edging	430 x 180 x 130	-	20	363

See page 138 for Wall Building Guide




carluke walling

Carluk Walling comes in three different finishes, Split, Pitched and Rumbled with a choice of three colours in each finish. This high quality walling can be used for load bearing applications.

Colour options • Buff • Buff Black • Red

	sizes (mm)	m ² per pack	no. per pack	weight/kg per pack	colours
Pitched Face	450 x 100 x 215	5.5	54	1228	all
	300 x 100 x 215	5.6	81	1228	all
	450 x 100 x 140	6.2	90	1333	all
	300 x 100 x 140	6.2	135	1333	all
	450 x 100 x 65	6.8	198	1361	all
Split Face	300 x 100 x 65	6.9	297	1361	all
	450 x 100 x 215	5.5	54	1228	all
	300 x 100 x 215	5.6	81	1228	all
	450 x 100 x 140	6.2	90	1333	all
	300 x 100 x 140	6.2	135	1333	all
Rumbled	450 x 100 x 65	6.8	198	1361	all
	300 x 100 x 65	6.9	297	1361	all
	450 x 100 x 215	4.9	48	1092	all
	300 x 100 x 215	5.0	72	1092	all
	450 x 100 x 140	5.5	80	1185	all
	300 x 100 x 140	5.5	120	1185	all
	300 x 100 x 65	6.1	264	1210	all

Coverage attained when laid with 10mm mortar joint. See page 138 for Wall Building Guide



pavedrive paviors

A functional and versatile range of block paving at competitive prices, Pavedrive Paviors are a practical solution for transforming any area used by vehicles. Pavedrive Paviors are available in two thicknesses: 50mm for standard domestic use and 60mm for heavy domestic use.

Colour options • Forest Blend • Buff • Marigold • Red • Charcoal • Brindle • Burnt Ochre • Grey

sizes (mm)	m ² per pack	no. per pack	weight/kg per pack	colours
200 x 100 x 50	9.76	488	1098	all
200 x 100 x 60	*	*	*	all

*Subject to change. Please check with your stockist. Note the laying advice on page 137



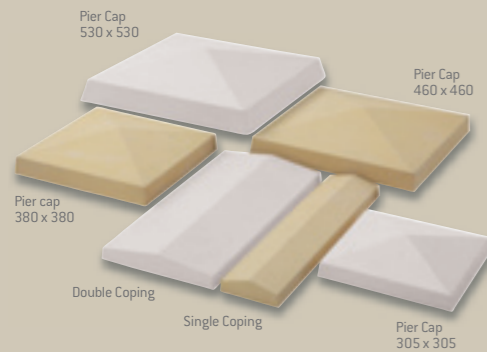
copings and pier caps

Peaked Copings and Pyramid Pier Caps have a beautifully smooth finish and come in several sizes to suit most new and existing walls.

Colour options • White • Buff

	sizes (mm)	no. per pack	weight/kg per pack	Colours
Single Coping	610 x 140	70	630	all
Double Coping	610 x 285	40	647	all
Pier Cap	305 x 305	8	100	all
Pier Cap	380 x 380	10	220	all
Pier Cap	460 x 460	4	137	all
Pier Cap	530 x 530	4	210	all

See page 138 for Wall Building Guide



KS Straight

KL HB Internal

KS External



pavekerb^{new}

The perfect finishing touch for Pavedrive and Pennon Paviors.

Colour options • Red • Charcoal • Brindle

types and sizes (mm)	no. per pack	weight/kg per pack	colours
KL HB or BN 100 x 127 x 200	252	1241	all
KL HB Internal Corner	48	350	all
KL HB External Corner	48	336	all
KL BN Internal Corner	48	365	all
KL BN External Corner	48	350	all
KL HB Radial	72	317	all
KS HB or BN 100 x 127 x 125	378	1320	all
KS HB Internal Corner	72	331	all
KS HB External Corner	72	302	all
KS BN Internal Corner	72	324	all
KS BN External Corner	72	324	all
KS HB Radial Internal	108	324	all
KS HB Radial External	108	324	all

marketstone

Marketstone is a range of hand dressed, ethically sourced natural sandstone. All five types boast proven durability for exterior use in the UK. Sand Multi is easier to cut but is more porous and may need more regular cleaning. Grey Multi may develop brown markings as the stone weathers.



sand multi paving

sizes [mm]	m ² per pack	no. per pack	weight/kg per pack	no. per project pack
915 x 610	14.5	26	1070	9
610 x 610	9.7	26	720	8
610 x 455	15.3	55	1130	10
610 x 305	14.5	78	1070	10
305 x 305	14.5	156	1070	8
Project Pack	13.4	45 mixed	990	as above

Thickness 25-40mm. Sizes and coverage are those attained when laid with a 10-15mm joint.

circle

	no. per circle	dia. of circle [mm]	no. per pack	weight/kg per pack
Circle Kit	1 kit	2440	1 kit (25 pieces)	360

Thickness 25-40mm. For dimensions see page 133



pink multi paving

sizes [mm]	m ² per pack	no. per pack	weight/kg per pack	no. per project pack
855 x 570	11.7	24	880	9
570 x 570	14.6	45	1100	8
570 x 425	12.7	52	950	10
570 x 285	14.6	90	1100	10
285 x 285	15.4	190	1150	8
Project Pack	11.7	45 mixed	880	as above

Thickness 20-35mm. Sizes and coverage are those attained when laid with a 10-15mm joint.

circle

	no. per circle	dia. of circle [mm]	no. per pack	weight/kg per pack
Circle Kit	1 kit	2840	1 kit (37 pieces)	480

Thickness 20-35mm. For dimensions see page 133



desert multi paving

sizes [mm]	m ² per pack	no. per pack	weight/kg per pack	no. per project pack
855 x 570	18.0	37	960	9
570 x 570	20.8	64	1110	8
570 x 425	18.0	74	960	10
570 x 285	20.8	128	1110	10
285 x 285	10.4	128	550	8
Project Pack	11.7	45 mixed	660	as above

Thickness 15-22mm. Sizes and coverage are those attained when laid with a 10-15mm joint.

circle

	no. per circle	dia of circle [mm]	no. per pack	weight/kg per pack
Circle Kit	1 kit	2840	1 kit (37 pieces)	350

Thickness 15-25mm. For dimensions see page 133



grey multi paving

sizes [mm]	m ² per pack	no. per pack	weight/kg per pack	no. per project pack
855 x 570	18.0	37	960	9
570 x 570	20.8	64	1110	8
570 x 425	18.0	74	960	10
570 x 285	20.8	128	1110	10
285 x 285	10.4	128	550	8
Project Pack	11.7	45 mixed	660	as above

Thickness 15-22mm. Sizes and coverage are those attained when laid with a 10-15mm joint.

circle

	no. per circle	dia. of circle [mm]	no. per pack	weight/kg per pack
Circle Kit	1 kit	2840	1 kit (37 pieces)	350

Thickness 15-22mm. For dimensions see below



autumn multi paving

sizes [mm]	m ² per pack	no. per pack	weight/kg per pack	no. per project pack
855 x 570	18.0	37	1000	9
570 x 570	20.8	64	1160	8
570 x 425	18.0	74	1000	10
570 x 285	20.8	128	1160	10
285 x 285	10.4	128	580	8
Project Pack	11.7	45 mixed	660	as above

Thickness 15-22mm. Sizes and coverage are those attained when laid with a 10-15mm joint.

circle

	no. per circle	dia. of circle [mm]	No. per pack	weight/kg per pack
Circle Kit	1 kit	2840	1 kit (37 pieces)	350

Thickness 15-22mm. For dimensions see below

marketstone paving




This layout uses the exact quantities contained in our project packs of Marketstone.

- 9 No. 855 x 570mm
- 10 No. 570 x 285mm
- 8 No. 570 x 570mm
- 8 No. 285 x 285mm
- 10 No. 570 x 425mm

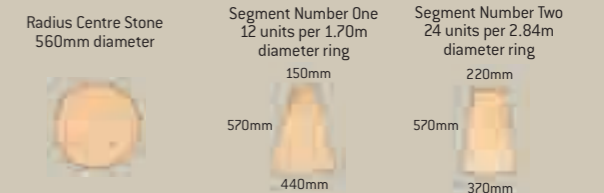
One slab of each of the 5 sizes shown covers a total of 1.3 square metres. When the plan is used for Marketstone Sand Multi Paving, it will cover 13.4 square metres due to the slab sizes being larger in that colour.

marketstone circles

Available in Pink Multi, Desert Multi, Grey Multi and Autumn Multi.



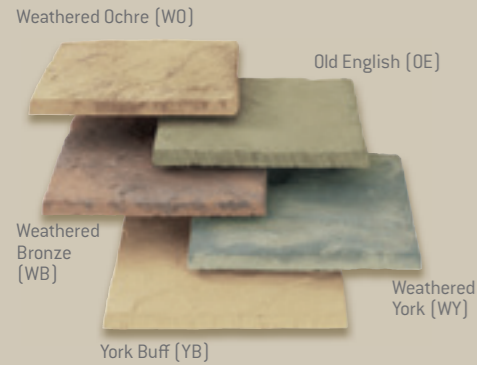
The 2.84m diameter Marketstone Circle is supplied as a complete 37 piece kit. Sand Multi Circle shares the same configuration but is 2.4m diameter.



all layouts to 1:50 scale

yorkstone

A collection of paving, walling and accessories, Yorkstone is simple to use and great value for money. The wide choice of components and colours gives you the freedom to design your own unique yet co-ordinated scheme.



yorkstone riven paving

sizes (mm)	m ² per pack	no. per pack	weight/kg per pack	no. per project pack	no. per top up pack	colours
600 x 600 x 37	7.9	22	660	10	5	all
600 x 300 x 37	7.9	44	600	10	5	all
300 x 300 x 37	3.9	44	299	12	6	all
600 x 450 x 37	5.9	22	458	12	6	all
450 x 450 x 37	10.5	52	800	8	4	all
450 x 300 x 37	5.9	44	458	12	6	all
450 x 225 x 37	5.3	52	400	-	-	YB, OE, WY, WB
225 x 225 x 37	2.6	52	200	-	-	YB, OE, WY, WB
Project Pack	12.9	64 mixed	990	as above		all
Top Up Pack	6.4	32 mixed	495		as above	all

Sizes and coverage are those attained when laid with a 10-15mm joint. Note the laying advice on page 137



yorkstone stepping stones

With a wide choice of sizes and colours, Yorkstone Stepping Stones are ideal for linking paved areas, or crossing a lawn or border. Random Shaped Stepping Stones give a more natural appearance. Each pack contains a variety of shapes.

	sizes (mm)	no. per pack	weight/kg per pack	colours
Circular	450 x 37	52	630	YB, OE, WY, WB
	300 x 37	50	270	YB, OE
Octagonal	525 x 37	24	430	YB, OE, WY, WB
Random	570 max. x 400 max. x 37	22	325	WY, WB



yorkstone radius paving

With Yorkstone Radius Paving, you can add circular features in the same colours and profiles as our Yorkstone Riven paving. Multiple design options mean you can choose circles in any of three different sizes, either as stand-alone features, or inset into Yorkstone paving using Corner Infill Sets, with no cutting needed.

	no. per circle	dia of circle	no. per pack	weight/kg per pack	colours
Radius Centre Stone	1	450	22	266	all
Stone Segment	4	900	24	220	all
Quadrant	4	900	20	240	all
Inner Segment	20	1800	20	150	all
Mid Segment	20	2700	20	240	all
Outer Segment	20	3600	20	340	all
3 piece Corner Infill	4 sets	1800 sq	4 sets	53	YB, OE, WY, WB
5 piece Corner Infill	4 sets	2700 sq	4 sets	115	all
7 piece Corner Infill	4 sets	3600 sq	4 sets	220	YB, OE, WY, WB
Quadrant Circle Kit	1 kit	1800	1 kit*	198	all
Stone Segment Circle Kit	1 kit	1800	1 kit**	199	all



* Quadrant Circle Kit contains: 4 no. Quadrants and 20 no. Inner Segments
 ** Stone Segment Circle Kit contains: 1 no. Radius Centre Stone, 4 no. Stone Segments and 20 no. Inner Segments
 Thickness 37mm. For dimensions see page 136



yorkstone scalloped edging

The perfect finishing touch for Yorkstone paving, this co-ordinated edging comes in three of the most popular Yorkstone colours. Extra interest is provided by the fettled top edge and rough-hewn, sculpted detail.

sizes (mm)	no. per pack	weight kg per pack	colours
600 x 150 x 45	60	500	YB, OE, WB




yorkstone octant paving

Our patented Octant paving allows you to create octagonal features of any size. Using just two different units, you can add any number of rings to fit the available space. Both Yorkstone Walling and Tile on Edge have been specifically designed to fit around an Octant without the need for cutting.

	no. per pack	weight/kg per pack	colours
Octant Centre Stone	24	430	YB, OE, WY, WB
Octant Infill	48	860	YB, OE, WY, WB
Octant Cornerstone	24	430	YB, OE, WY, WB
Straight Tile on Edge	40	330	Antique Red
Octant Corner Tile on Edge	40	240	Antique Red

Thickness 37mm
 For dimensions see page 136




yorkstone walling


An accurate reproduction of rough-hewn walling stone, Yorkstone Walling is a versatile range of double-sided blocks, wide enough to create stable double-sided structures with single block thickness. It is available in all of our popular Yorkstone colours. Octant Blocks and Copings are used for building around Octant paving, see page 136.

	sizes (mm)	m ² per pack	no. per pack	weight/kg per pack	colours
Full Block	450 x 150 x 65	3.4	98	780	all
Half Block	225 x 150 x 65	1.7	98	390	all
Octant Block	100/220 x 150 x 65	1.5 (ext.)	60	270	YB
Straight Coping	450 x 175 x 45	-	40	290	all
Octant Coping	50/125 x 175 x 45	-	36	100	YB
Pier Cap	430 x 430 x 45	-	20	340	all

See page 138 for wall building guide



yorkstone riven paving




4.8 x 2.7m = 12.9m²

This layout uses the exact quantities contained in our project packs of Yorkstone Riven:

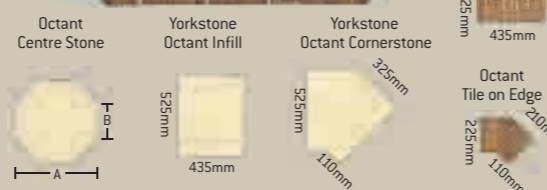
- 10 No. 600 x 600mm
- 10 No. 600 x 300mm
- 12 No. 300 x 300mm
- 12 No. 600 x 450mm
- 8 No. 450 x 450mm
- 12 No. 450 x 300mm

One slab of each of the 8 Yorkstone Riven sizes available covers a total of 1.39 square metres. One full pack of each of the 8 sizes covers a total of 55.3 square metres.

yorkstone octant



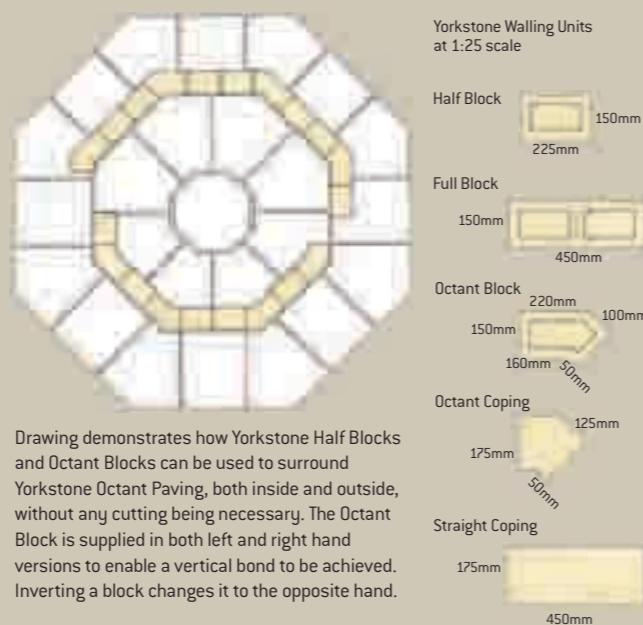
Available in York Buff, Old English, Weathered York and Weathered Bronze colours



	Corners	Infills	A (m)	B (m)	Area (m ²)
CENTRE	0	0	0.525	0.220	0.23
+1 ring	8	0	1.575	0.655	2.05
+2 rings	16	8	2.625	1.090	5.70
+3 rings	24	24	3.675	1.525	11.18
+4 rings	32	48	4.725	1.960	18.48
+5 rings	40	80	5.775	2.395	27.61
Each additional ring will add			1.050	0.435	varies
Tile on Edge border adds			0.450	0.200	varies

When laying Octant paving always lay from the centre outwards. We advise first laying out dry to determine optimum spacings before fixing on mortar.

yorkstone octant walling



Drawing demonstrates how Yorkstone Half Blocks and Octant Blocks can be used to surround Yorkstone Octant Paving, both inside and outside, without any cutting being necessary. The Octant Block is supplied in both left and right hand versions to enable a vertical bond to be achieved. Inverting a block changes it to the opposite hand.

all layouts to 1:50 scale

planning and laying guide

Preparation

Planning Suggestions

- Draw the area to be paved using graph paper.
- A scale of 1:50 will allow direct use of the drawings on pages 122-137.
- Use dimensions that minimise cuts to paving.
- Paving surface must be at least 150mm below the damp course in any adjacent wall.
- Provide a gradient of 1:40 or steeper, towards adequate drainage.

Paving Installation

- This is heavy work, requiring specific skills, tools and experience.
- Before starting, refer to suitable professional advice, publications or websites.
- The following advice assumes you have acquired a basic knowledge of what is required, including health and safety precautions.

Foundations

- These depend on ground conditions and expected use.
- For light pedestrian use on solid, even ground, 40mm compacted sharp sand may be adequate.
- For less stable or wet ground, provide 100mm well compacted hardcore beneath the sand.
- For domestic driveways, increase the hardcore depth to 150mm. For Paviors follow the Pavior Laying Guide; for Flagstones follow the section headed Driveways.

Groundworks

- Mark out the area and dig out to the required total depth.
- Tap in wooden pegs to show the levels for the finished surface, including the required gradients.
- Infill the appropriate foundations and remove the pegs before laying the paving.
- For Rio Paving, Opera Paving and all Paviors, follow Pavior Laying Guide.
- For all other paving (including Rio and Opera if preferred), follow Paving Flag Laying Guide.

Paving Flag Laying Guide

Getting Ready

- Avoid rubbing and damage to Flags by carefully stacking them on timber battens with spacers between them.
- Select paving from different packs throughout the job, to blend colour shades.

Laying

- Make up a slightly wet mortar mix of 1 part cement to 5 parts building sand.
- A PVA, SBR or equivalent bonding agent can be added to the mortar to assist bonding, particularly with natural stones. Alternatively coat the back of each flag with neat wet cement and bonding additive just before laying.
- You may also consider using an appropriate plasticiser additive in the mix.
- Prepare a full bed of mortar ahead of each Flag, approximately 25mm thick, but allowing for the variation in thickness between Flags.

- Tap the Flag down to the required level, using a rubber mallet.
- If the Flag will not level with several gentle taps, lift it, adjust the level of the mortar bed and relay the Flag.
- Keep checking levels and gradient across a number of slabs. Stringlines can be helpful to define levels and lines within the laying pattern.
- Maintain the correct joint width by gently shuffling with a trowel. Small pieces of timber are useful as temporary spacers.
- If you need to cut Flags, a power tool with a suitable diamond tipped cutting disc will cut accurately through our products.

After Laying

- Do not walk on the paving for at least 24 hours.
- During wet or frosty weather, cover the paving for protection until mortar has cured.
- Then point as soon as possible.

Pointing

- For most paving flags Stonemarket Fast Point Jointing system can be used where a minimum 10mm joint and 22mm thick paving units are being utilised. For thicker flags 25mm and over the width can be reduced to 8mm.
- Alternatively, use a damp mortar mix of 1 part cement to 4 parts building sand.
- Press firmly onto the joints to produce a dense, impervious surface that will drain water across the paving.
- If mortar gets onto the faces of the Flags, clean off immediately using a damp sponge frequently rinsed in clean water.
- Jointing sands and other pervious materials are not recommended except where paving is laid with minimal joints. Stonemarket will not accept responsibility for contaminations/staining incurred from use of manufactured jointing compounds.
- Where minimal joints are recommended, these should be 2-5mm and a good quality external grout should be considered.
- Butt jointing is not recommended for any of our products.

Driveways

Our Pavior ranges are specifically designed for high performance in areas used by domestic vehicles. However, many of our customers prefer the look of Flagstones and Millstone Flag, Trustone (Fieldland, Glenmoor and Fellstyle) and Vintage Stone Manor have been used successfully. Extra care with the foundations is essential. Lay the Flags directly onto a 100mm thick wet concrete bed (1:5 cement: sharp sand) on top of 150mm well compacted hardcore. Damage can be caused by heavy and four wheel drive vehicles, or by using power steering whilst stationary.

Specific Advice

- (i) TRUSTONE, VINTAGE STONE, MARKETSTONE Always lay larger face upwards.

Correct way up

Incorrect way up

- (ii) NATURAL STONES PARTICULARLY SLATES, LIMESTONES & GRANITES. Coating the back of each Flag with neat wet cement and PVA additive just before laying, will assist bonding.
- (iii) TRAVERTINE, TRUSLATE GREEN, ARCTIC GRANITE (except MIDNIGHT) These products sometimes absorb colour from Ordinary Portland Cement. We strongly recommend substituting White Cement in the mortar and adding a PVA, SBR or other bonding agent. Lay Arctic Granite with the textured slip resistant face upwards.
- (iv) ARCTIC GRANITE Depending on site conditions, moisture transparency from the bed below is a natural characteristic of granite that can result in darkening and patchiness on installed product.
- (v) REVOLVE FEATURE This should be dry laid before final positioning on mortar bed, starting from the centre outward.
- (vi) RIO PAVING Not suitable for vehicles. Can be laid as per above guide or on a flexible bed, as per Pavior Laying Guide. Do not use a vibrator on top of the paving. Level off with a paver's maul when laying on a flexible bed.

Indoor Use

For indoor use, a coating is advised to reduce dusting and make cleaning easier.

Use Around Swimming Pools

Advice from Stonemarket should be sought about suitability for use of products around swimming pools.

Coatings/Sealants

Make sure paving is completely dry and free of efflorescence before applying any coating. Responsibility for the performance of any coating rests with the user and the manufacturer of the coating. Always read the instructions carefully and first test a small area for colour and slip resistance, wet and dry. For further advice refer to our sales office.

Pavior Laying Guide

For a comprehensive guide to installing PermeaPave we would strongly advise referring to the Stonemarket PermeaPave Technical Installation Guide, available by calling 024 7651 8700 or at www.stonemarket.co.uk.

Edge Restraint

- Paviors must be surrounded by a firm edge restraint to stop the blocks and sand layer from creeping.
- Kerbs are usually best, but walls, decorative edgings or the paviors themselves can also be used as restraints.
- Lay the restraint on a concrete bed, haunching kerbs or edgings in concrete and allow to cure and strengthen before any vibration.

yorkstone radius

Circles of 0.45m, 0.9m, 1.8m, 2.7m and 3.6m diameter can be constructed, depending on the number of rings added to the design.



This 2.7m diameter Circle is made up from our 1.8m Quadrant Circle Kit surrounded by 20 no. Mid Segments [1pack] laid with offset radial joints.



This 2.7m diameter Circle is made up from our 1.8m Stone Segment Circle Kit surrounded by 20 no. Mid Segments [1pack] laid with continuous radial joints and squared off using 5 piece Corner Infill Sets.

Yorkstone Radius Components



Screeding

- Screed out a layer of coarse concreting sand to a depth of 35mm on the excavated area and within the edging.
- Compact the sand with a plate vibrator.
- Add more sand and screed off to give a firmly compacted thickness of 50mm. (One tonne of sand covers about 8m².)

Laying

- Start from a corner or long edge and proceed along one laying face. Place individual blocks vertically onto the sand bed according to the pattern.
- It is important to mix blocks from at least 3 packs to achieve a good blend of shades.
- Use stringlines and adjust the width of joints to within 2-5mm to ensure the lines in the pattern remain straight.

Cutting

- To fill gaps along edges, cut the blocks using a hammer and bolster chisel.
- For a lot of cutting, use a mechanical block splitter or power cutter with an appropriate blade.
- Avoid cutting and laying blocks less than a quarter of their original size.

Vibrating

- Using a stiff broom, brush bedding course sand over the paviors to partially fill the joints and ensure stability during initial vibration.
- After ensuring the surface is clean, vibrate the paving to settle the sand in the joints.
- Top up the joints with our Pavior Jointing Sand. Sweep the surface and then pass the vibrator over the whole area several times to level the paviors.
- Brush more Pavior Jointing Sand over the area to ensure all joints are topped up and make one more pass with the vibrator. The paving is then ready for immediate use.

Specific Advice

(A) PENNON PAVIORS, RIO PAVIORS

We recommend using a rubber mat when vibrating to protect undulating surfaces.

(B) TRUSTONE PAVIORS, ELEMENTAL PAVIORS

We recommend that plastic spacers are used when the paviors are installed. Refer to our sales office.

Wall Building Guide

Key points before you start

- Get professional advice if you are in any doubt, particularly with walls over 1.5m high and complex or stress carrying structures.
- Plan the wall and draw a design; this helps with calculating quantities and makes building quicker.
- Get the right tools; spade, concrete mixer, trowel, spirit level, club hammer, 60-120mm bolster chisel, stringline and pointing tool.

A firm foundation is essential

- Walls need a concrete foundation three times wider than the thickness of the wall. Its depth should be at least 100mm with the base 300mm

below ground level.

- For walls over 1m high the foundation base depth should be one third of the height of the wall above ground.

Construction

- Single skin walls 100mm thick should not be higher than 1m and need 215mm square piers every 2m.
- Walls over one metre high should be double skin construction, with the two skins tied together and should have support pillars at least every 3m.
- All walls need provision for expansion and contraction about every 6m.
- Protect the top of the wall with copings and pier caps or suitably sized paving slabs.

Bricklaying, Mortar & Joints

- Use normal bricklaying techniques including damp proof courses where appropriate.
- Mortar should be 1 part masonry cement to 4 parts soft bricklayers sand.
- Mix bricks/blocks from different packs to ensure a blend of shades. If using just one pack, select from the top down.
- With raised planters and retaining walls, leave some vertical joints un-mortared for drainage.
- Raised pools require a waterproof liner and a design that will support the weight of water.

Rio Walling (pages 18, 19)

- Whilst Rio Walling can be built using normal mortar we recommend the use of M-Fix walling adhesive.

Millstone Walling (pages 24, 27)

- Blocks are faced on one side and both ends.
- Use almost equal quantities of all six block sizes to create an authentic antique look. One block of each size will build 0.19 sq. m. of single skin wall.
- N.B. Block lengths are in the ratio of 1: 1¼: 1½. A 215mm block used to tie the skins together provides a half module and the appearance of a fourth length.
- Lay in random courses using blocks of different lengths but the same height in each course.
- Use 10mm mortar joints and bond the blocks by staggering vertical joints.
- Alternate course heights of 65mm and 140mm, though not strictly.
- To avoid a top heavy look, place extra 140mm courses near the base and extra 65mm courses near the top.
- For added interest, Cottage Garden Bricks may be substituted for 215 x 65mm blocks.

Avant-garde Walling (pages 46, 51)

- Whilst Avant-garde Walling can be built using normal mortar we recommend the use of M-Fix walling adhesive.

Vintage Stone Walling (page 52, 56, 61, 64, 69)

- Before commencing to build, blocks should be sorted to enable blocks of similar height to be laid in the same course.

- As Vintage Stone is a natural stone product, block height can vary. The ends of the blocks are dressed at an angle.

Carluke Walling (page 130)

- Each block is faced on a minimum of one length and one end.
- After the wall is built and the mortar has set firm, clean the blocks with a hose to reveal the full colour.

Cotstone Walling (page 131)

- Carefully mix the various profiles.
- Rake out mortar joints to same depth as the moulded joints to achieve the appearance of continuous random natural stone.

Yorkstone Walling (pages 135)

- Walls up to 12 courses high that are not subject to load can be built semi-dry by using dabs of mortar within the indentations on top of each block.
- Walls over 12 courses high should have full mortar joints and normal construction techniques.

Health & Safety

Mixing Mortar

Dry or damp cement and wet concrete or mortar can cause irritation and burns to the eyes and skin. Suitable eye protection and PVC gloves should be worn. If contact with the eyes or skin occurs, irrigate or wash off with plenty of water. If irritation or burning persists, seek immediate medical attention.

Cutting

Using high speed cutters on concrete and stone products produces dust. If inhaled in excessive amounts over a long period this may cause long-term health problems. Suitable safety goggles and a dust mask should be worn.

Manual Handling

Most of our products are abrasive and heavy, some are very heavy. Appropriate handling precautions include wearing protective gloves and footwear and obtaining assistance when moving items weighing over 20kg.

Safety Data Sheets

Available by calling 024 7651 8700.
www.stonemarket.co.uk/healthandsafety

Maintenance

- Keep pavior joints well filled with Pavior Jointing Sand.
- Pressure washers and chemical cleaners are not recommended on any of our products particularly reconstituted stone, natural limestone and Arctic Granite Midnight.
- To clean, wet thoroughly with lukewarm soapy water and use a stiff hard broom.
- Never use common salt to de-ice reconstituted stone or limestone. Alternative products are available, specially formulated for this purpose.

General Information

Dimensions

All dimensions given are nominal and subject to manufacturing tolerances. The quoted sizes and coverage of our paving ranges, except where using minimal joints, are for the overall areas including appropriate joints, making it easier for you to plan a project and order the right quantities. For precise dimensions, measure several product samples at a stockist.

Colours

Variations in colour shade occur in all Stonemarket products. While the colours shown in this brochure are as accurate as reprographic processes allow, it is essential that you see actual materials at your local stockist before choosing. This is particularly important with natural stone products where considerable variation occurs. Our reconstituted stone products contain natural aggregates so we cannot guarantee that products made at different times will have identical shades. When using several packs, mix products from each pack to achieve a blended overall appearance.

Dusting

Some dusting may very occasionally occur in some of our highly pigmented reconstituted stone ranges. If transfer is causing an inconvenience an appropriate dustproofer may need to be considered.

Efflorescence

All concrete products in their early life can exhibit efflorescence, which may appear as a white deposit and/or apparent colour fading and/or drip staining. The effect will always be more apparent on bolder, darker coloured products. Efflorescence will generally diminish over time and will not affect long term performance. Stonemarket cannot accept responsibility for any of the above conditions

Other Weathering

Weathering and site conditions can occasionally cause other variations in shade to appear. Differential weathering can cause patchy dark discolourations on the surface of individual units. Again this will generally diminish over time and will not affect long term performance. Natural stone may develop shaded marking, deposits or patches as mineral content oxidises.

All products can develop algae and organic growths under certain environmental conditions and may require cleaning. Areas adjacent to borders, plant pots and trees may discolour from transfer of plant-life; specialist maintenance advice may need to be sought.

Stonemarket cannot accept responsibility for any of the above conditions

Terms and Conditions

We are continually making innovations and improving products so we reserve the right to vary designs and specifications without notice. In the unlikely event of products reaching you in less than satisfactory condition, please notify the retailer immediately. Please note that if you lay a product with a defect apparent prior to laying, then we may not accept responsibility for costs incurred. While every effort has been made to give sound advice, Stonemarket cannot accept responsibility for any loss, damage or injury sustained in following it. We cannot accept any liability if products are used for purposes other than those for which they were intended, or if damage is due to not following our advice. **All instruction given is for guidance purposes; building regulations should be followed at all times**

Stonemarket, Millstone, Timberstone, Cotstone, Fairstone, Rio Cascade, Pavilion, Trustone, Vintage, Marketstone, Truslate, Octant, Arctic, Driftwood, Pennon, Cottage Garden, Nautical Star, Avant-garde, Compass Points, Elemental, Zephyr,

Fairstone® by Stonemarket is an ethically sourced range of Indian Natural Sandstone that has been quarried and produced in line with a clear set of ethical values and commitments that Stonemarket strongly believe in. These commitments are based upon the Ethical Trade Initiative's Base Code and the United Nations Global Compact. The Fairstone ranges represent a commitment to ethical sourcing, unequivocally pledging the following –

- No Child Labour is used
- Living Wages are Paid
- Health & Safety Standards in place

Cromwell, Scoutmoor, Gwrhyd, Fast Point, Trident, Permeapave, Haüs*. Opera*, Isis*, Unity* and Applesby Antique* are all Registered Trademarks (* trademark pending). Other Trademark rights are also claimed. Design copyright and patents are also held for many of the products within this publication. Registration numbers are available on request. Any infringement of such copyright will be vigorously pursued. No part of this publication may be reproduced or transmitted in any form without permission in writing from Stonemarket. Stonemarket is a trading name of Marshalls Mono Limited. Registered in England No.509579. Registered Office: Birkby Grange, Birkby Hall Road, Huddersfield. HD2 2YA

Acknowledgements

Gloster, furniture p2, 4, 9, 10, 12, 39, 62, 86, 99.

Summit, furniture p4, 5, 40, 42, 78, 84, 96.

Andrew Crace, furniture p60.

Barlow Tyrie, furniture p7, 26, 48, 88.

Neptune Classics, furniture p68, kitchen p96.

Kitstone, furniture p 134.

Pavilion Rattan, furniture p71.

David Harber, sculpture, front cover, p5, 46, sundial p56

Bright Green, planters p8,9.

David Goode, bronze sculpture p73.

Whichford Pottery, flowerpots p20, 24, 25, 55, 59.

Fletcher & Myburgh, swing seat p75.

Breeze House, garden building p31.

Capital Garden Products, water feature p53

Stonemarket further supports workers through Hadoti Hast Shilp Sansthan, an Indian non-government organisation that funds schooling, medical care and insurance policies for workers. Giving children an education they would not have received and ensuring that their and their family's welfare is catered for.

We know people want the reassurance that their paving suppliers are doing the right thing. With Fairstone we are demonstrating that we feel the same way. Fairstone by Stonemarket – Paving with a Conscience.





STONEMARKET

Oxford Road, Ryton on Dunsmore, Warwickshire, CV8 3EJ

Tel: 024 7651 8700 Fax: 024 7651 8777

(calls may be monitored or recorded)

Email: sales@stonemarket.co.uk

www.stonemarket.co.uk

© Copyright Stonemarket 2012