



Garage Side Sliding Sectional Doors

Technical Manual: Issue 01.06.2014



Table of Contents

Contents	Page
Door type / door leaf	3
HST, M-ribbed, Woodgrain	4
HST, M-ribbed, Sandgrain, Silkgrain, Decograin	5
HST, L-ribbed, Sandgrain, Silkgrain, Decograin	6
HST, S-panelled, Woodgrain	7
HST, S-panelled, Decograin	8
ES track application – Operator wall fitting	9
DS track application – Operator wall fitting, small sideroom X	10
ES track application – Operator ceiling fitting A	11
ES track application – Operator ceiling fitting B	12
ES track application – Operator ceiling fitting B sliding door	13
Details	14

Door leaf constructions and track applications as well as fitting examples are provided in this manual.

Before fitting a sectional door, the structural opening must be finished and the garage floor must be laid and level.

No part may be reproduced without our prior permission.

All rights reserved.

All dimensions in mm.

Subject to design changes.

Door type	Door leaf
Side sliding sectional door HST – Double-skinned steel sections	
<ul style="list-style-type: none"> • M-ribbed Woodgrain, Sandgrain, Silkgrain or Decograin 	<ul style="list-style-type: none"> • Double-skinned, PU-foamed door sections, Woodgrain, Sandgrain, Silkgrain, or Decograin exterior, Stucco-textured interior • Door sections with identical width, vertically ribbed, manufactured from hot-galvanized sheet steel • Surface with polyester-primer coating (with Decograin, plastic film coating on the outside) • Glazing possible in the top door section • Ventilation grille possible in the bottom door section
<ul style="list-style-type: none"> • L-ribbed Sandgrain, Silkgrain or Decograin 	<ul style="list-style-type: none"> • Double-skinned, PU-foamed door sections, Sandgrain, Silkgrain or Decograin exterior, Stucco-textured interior • Door sections with identical width, not ribbed, manufactured from hot-galvanized sheet steel • Surface with polyester-primer coating • Glazing possible in the top door section • Ventilation grille possible in the bottom door section
<ul style="list-style-type: none"> • S-panelled Woodgrain or Decograin 	<ul style="list-style-type: none"> • Double-skinned, PU-foamed door sections, Woodgrain or Decograin-embossed exterior, Stucco-textured interior • Panelled door sections with identical width, manufactured from hot-galvanized sheet steel • Surface with polyester-primer coating (with Decograin, plastic film coating on the outside) • Glazing possible in the top door section • Ventilation grille possible in the bottom door section

For further details, see the brochure.


HST Side Sliding Sectional Door


L-ribbed

Sandgrain, Silkgrain or Decograin

External views


(The illustrations correspond to size 2500 x 2125 mm. Deviations may occur with other sizes.)

 Size range in which an operator ProMatic can be used.

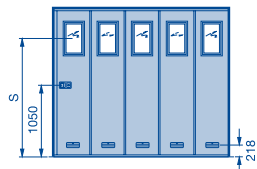
 Size range in which an operator SupraMatic is required.

Standard sizes

Basic model



With glazing S0, S1, S2




Intermediate heights in 5 mm grid, intermediate widths are not possible.

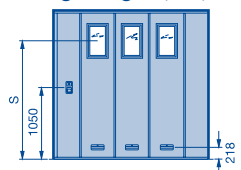
Grid height	Grid width													S													
	4			5			6		7		8		9		10		11		12		13	Number of door sections, glazing type S, ventilation grille					
3000																						2658					
2875																							2487				
2750																							2382				
2625																							2281				
2500																							2156				
2375																							1995				
2250																							1845				
2205																							1821				
2125																							1731				
2080																							1708				
2000																							1668				
1875																							-				
	500	520	531	550	562	475	500	525	550	479	500	520	468	500	468	500	531	500	475	500	525	500	475	500	525	500	6500
	2000	2080	2125	2205	2250	2375	2500	2625	2750	2875	3000	3125	3275	3500	3750	4000	4250	4500	4750	5000	5250	5500	5700	6000	6300	6500	Door section height

Special sizes

Basic model



With glazing S0, S1, S2



Intermediate heights possible in 5 mm grid, intermediate widths in 1 mm grid.

Grid height	Intermediate width													S															
	4			5			6		7		8		9		10		11		13	No. of door sections									
3000																												2658	
2875																													2487
2750																													2382
2625																													2281
2500																													2156
2375																													1995
2250																													1845
2205																													1821
2125																													1731
2080																													1708
2000																													1668
1875																													-
1800																													-
	500	520	531	550	562	475	500	525	550	479	500	520	468	500	468	500	531	500	475	500	525	500	475	500	525	500	525	6499	
	1776	1901	1981	2026	2101	2151	2276	2401	2526	2651	2776	2901	3021	3176	3401	3651	3901	4151	4401	4651	4901	5151	5401	5601	5901	6201	6401	6499	
	2		3			4		5		6		7		8		9		10		11		13	Number of glazings type S, ventilation grille					Door section height	


HST Side Sliding Sectional Door


S-panelled

Woodgrain

External views


(The illustrations correspond to size 2500 × 2125 mm. Deviations may occur with other sizes.)

 Size range in which an operator ProMatic can be used.

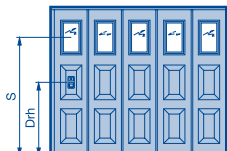
 Size range in which an operator SupraMatic is required.

Standard sizes

Basic model



With glazing S0, S1, S2



Intermediate heights in 5 mm grid, intermediate widths are not possible.

Grid height														K	S	Drh													
	3000																4	2658	1155										
2875																	4	2487	1129										
2750																	4	2382	1081										
2625																	4	2281	1031										
2500																	4	2156	989										
2375																	3	1995	1219										
2250																	3	1845	1156										
2205																	3	1821	1134										
2125																	3	1731	1093										
2080																	3	1708	1071										
2000																	3	1668	1031										
	4				5				6			7		8		9		10		11		12		13		Number of door sections, glazing type S			
	500	520	531	550	562	475	500	525	550	479	500	520	468	500	468	500	531	500	475	500	525	500	475	500	525	500	Door section height		
	2000	2080	2125	2205	2250	2375	2500	2625	2750	2875	3000	3125	3275	3500	3750	4000	4250	4500	4750	5000	5250	5500	5700	6000	6300	6500	K	Number of panels	
																									Drh	Lever height			


HST Side Sliding Sectional Door


S-panelled

Decograin

External views


(The illustrations correspond to size 2500 × 2125 mm. Deviations may occur with other sizes.)

 Size range in which an operator ProMatic can be used.

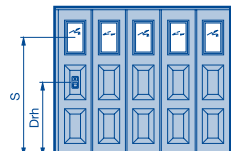
 Size range in which an operator SupraMatic is required.

Standard sizes

Basic model



With glazing S0, S1, S2



Intermediate heights in 5 mm grid, intermediate widths are not possible.

Grid height																										K	S	Drh	
	3000																										4	2658	1155
2875																										4	2487	1129	
2750																										4	2382	1081	
2625																										4	2281	1031	
2500																										4	2156	989	
2375																										3	1995	1219	
2250																										3	1845	1156	
2205																										3	1821	1134	
2125																										3	1731	1093	
2080																										3	1708	1071	
2000																										3	1668	1031	
														Number of door sections, glazing type S															
														Door section height															
	500	520	531	550	562	475	500	525	550	479	500	520	468	500	468	500	531	500	475	500	525	500	475	500	525	500	K	Number of panels	
	2000	2080	2125	2205	2250	2375	2500	2625	2750	2875	3000	3125	3275	3500	3750	4000	4250	4500	4750	5000	5250	5500	5700	6000	6300	6500	Drh	Lever height	
	Grid width																												

HST Side Sliding Sectional Door

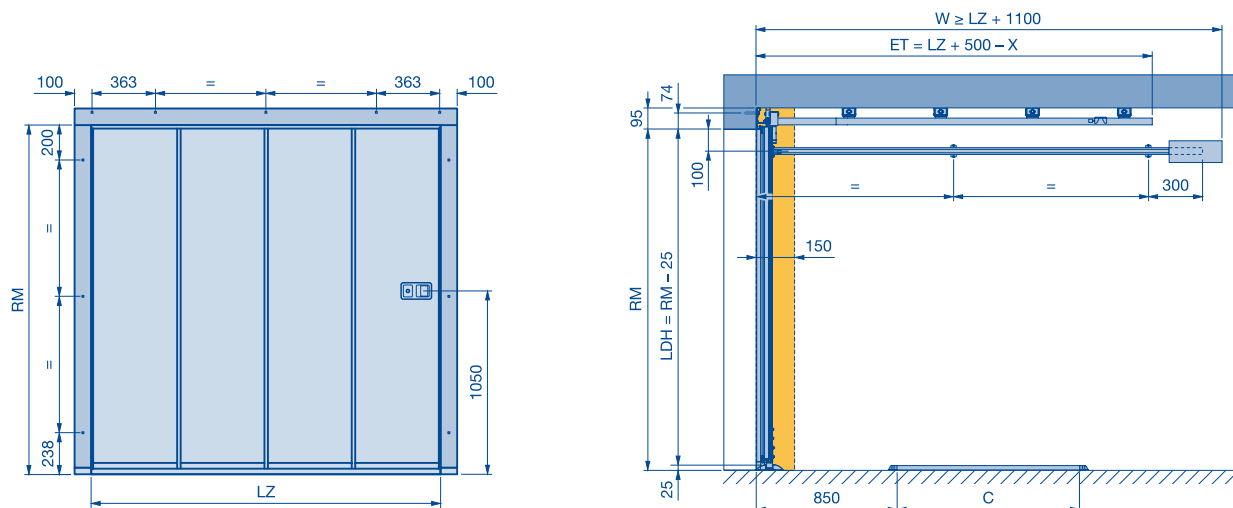
ES track application

Operator wall fitting

(The illustrations correspond to size 2250 × 2125 mm. Deviations may occur with other sizes.)

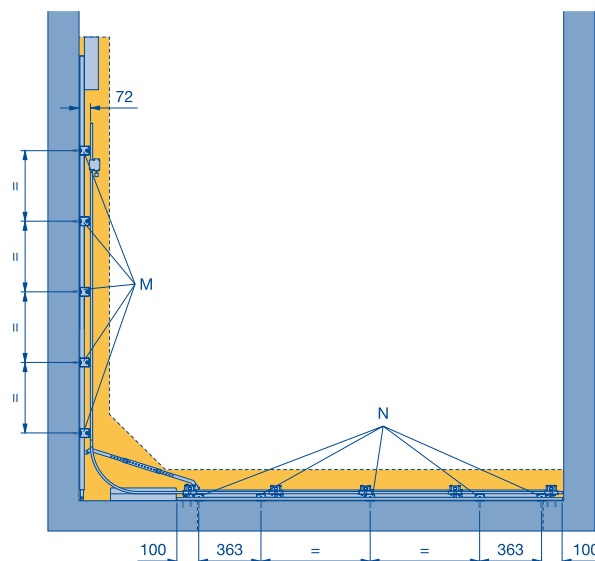
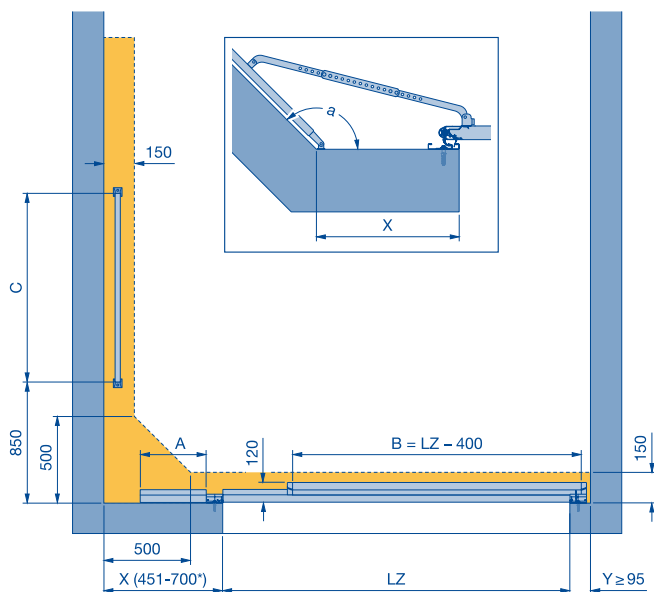
Note:

The clearance for fitting and subsequent operation of the door must be complied with.



Floor rail view

Track view



A = length of short floor rail	
$451 \leq X \leq 605$	A = 300
$605 < X \leq 900$	A = X - 305

B = length of inner floor rail	
$X \leq 700$	B = LZ - 400
$X > 700$	B = LZ + 130

C = length of side floor rail	
$LZ \leq 4000$	C = 1500
$LZ > 4000$	C = 2800

Side fastening	
LZ	M
1776 - 2374	5
2375 - 2999	6
3000 - 3499	7
3500 - 3999	8
4000 - 4499	9
4500 - 4999	10
5000 - 5249	11
5250 - 5999	12
6000 - 6500	14

Top frame fastening	
LZ	N
1776 - 2249	5
2250 - 2624	6
2625 - 3124	7
3125 - 3999	8
4000 - 4499	9
4500 - 4999	10
5000 - 5249	11
5250 - 5749	12
5750 - 6500	14

Curve angle [a]	Max. X
135°	458
130°	497
125°	531
120°	561
115°	587
110°	612
105°	635
100°	657
95°	697
90°	700

* X values > 700 to 900 possible for doors without operator

* X values > 900 possible for doors without operator with the "HST reveal depth extension" set

HST Side Sliding Sectional Door

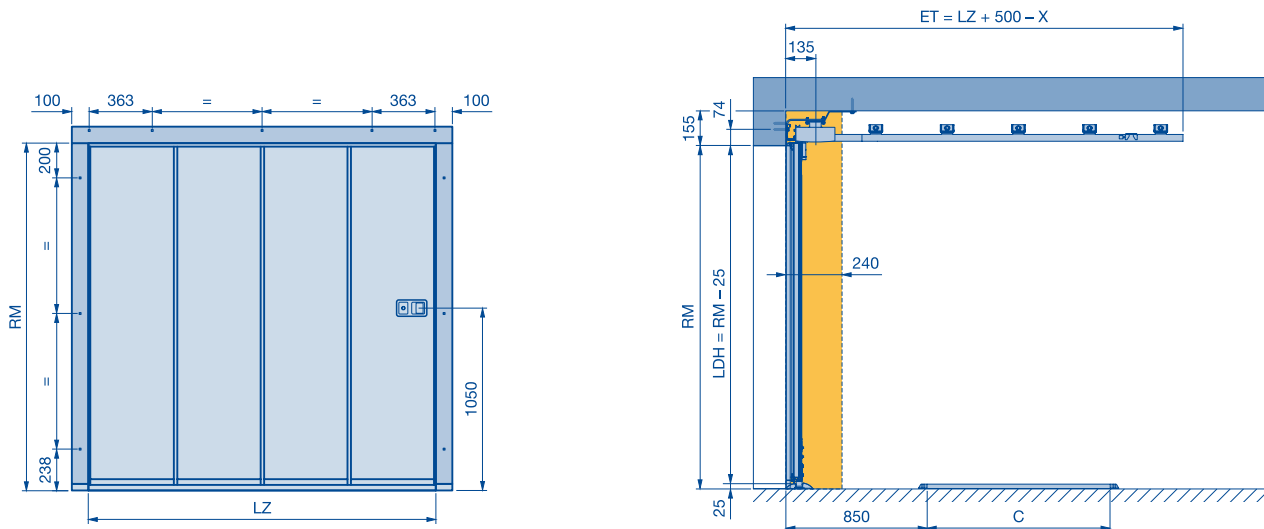
ES track application

Operator ceiling fitting A

(The illustrations correspond to size 2250 × 2125 mm. Deviations may occur with other sizes.)

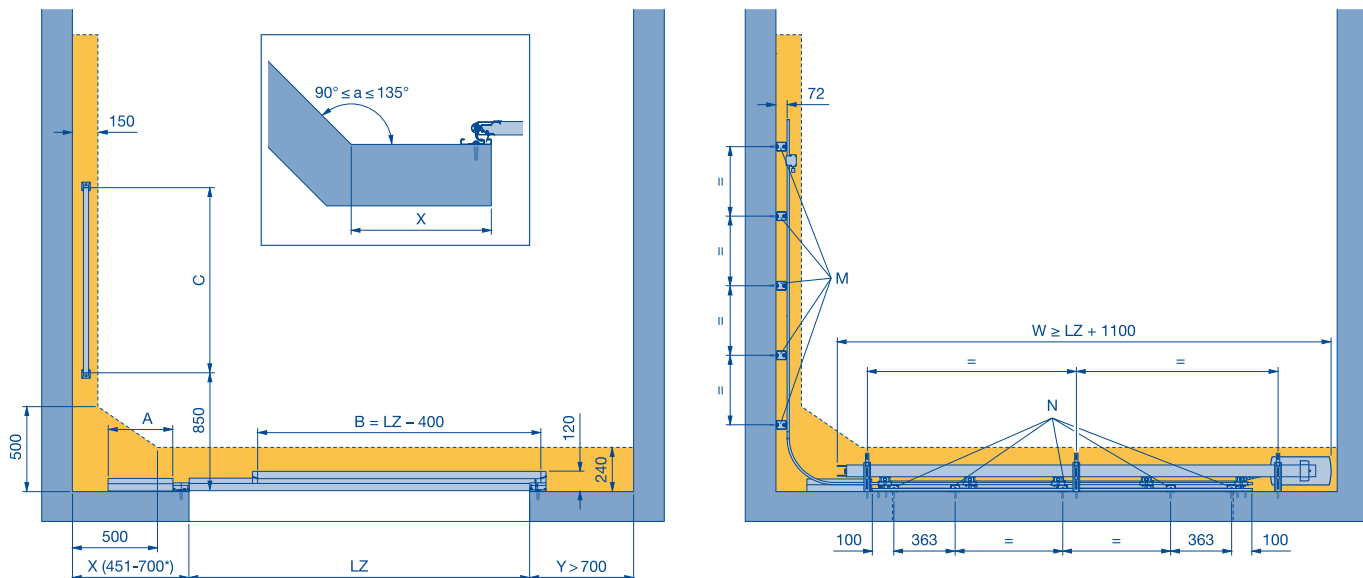
Note:

The clearance for fitting and subsequent operation of the door must be complied with.



Floor rail view

Track view



A = length of short floor rail	
$451 \leq X \leq 605$	A = 300
$605 < X \leq 900$	A = X - 305

B = length of inner floor rail	
$X \leq 700$	B = LZ - 400
$X > 700$	B = LZ + 130

C = length of side floor rail	
$LZ \leq 4000$	C = 1500
$LZ > 4000$	C = 2800

Side fastening		
LZ	M	
1776 - 2374	5	
2375 - 2999	6	
3000 - 3499	7	
3500 - 3999	8	
4000 - 4499	9	
4500 - 4999	10	
5000 - 5249	11	
5250 - 5999	12	
6000 - 6500	14	

Top frame fastening		
LZ	N	
1776 - 2249	5	
2250 - 2624	6	
2625 - 3124	7	
3125 - 3999	8	
4000 - 4499	9	
4500 - 4999	10	
5000 - 5249	11	
5250 - 5749	12	
5750 - 6500	14	

* X values > 900 possible with "HST reveal depth extension" set

HST Side Sliding Sectional Door

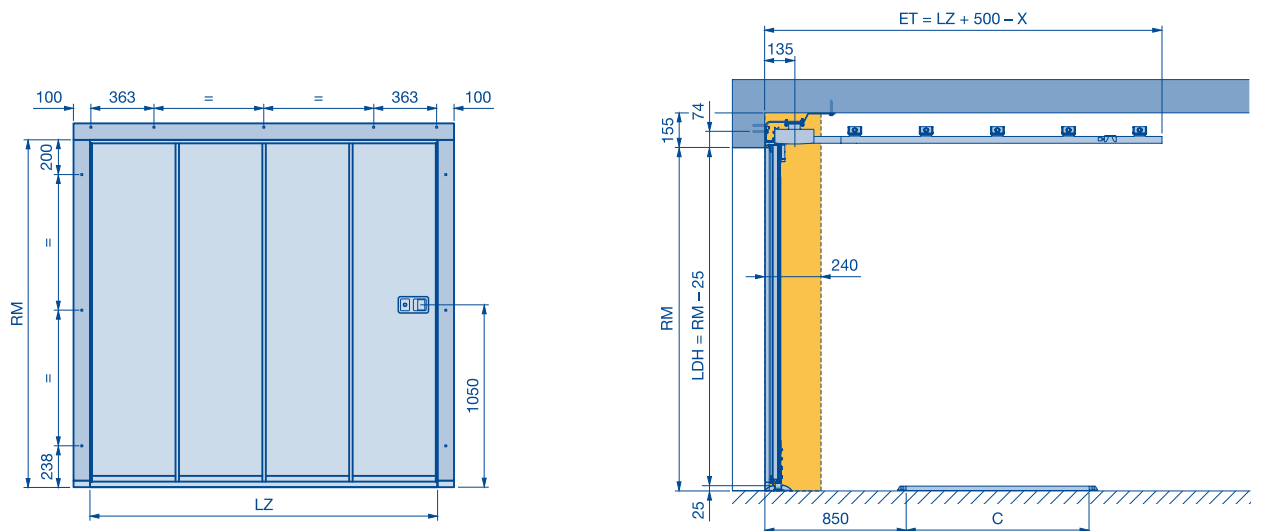
ES track application

Operator ceiling fitting B

(The illustrations correspond to size 2250 × 2125 mm. Deviations may occur with other sizes.)

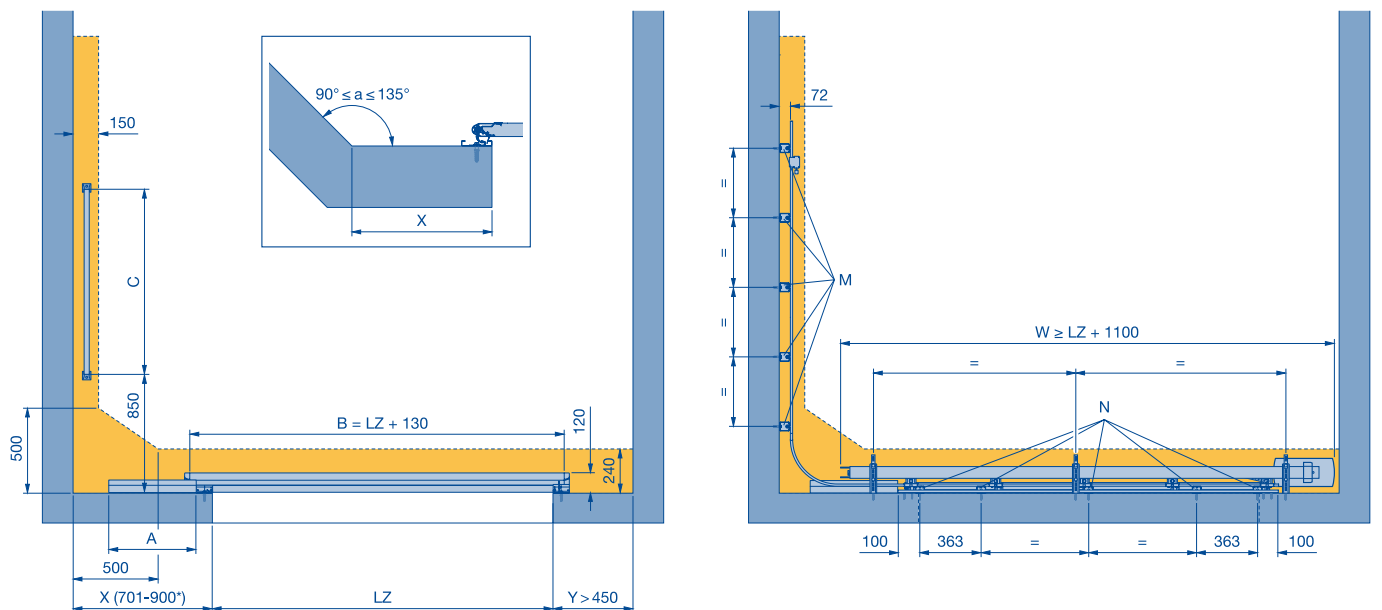
Note:

The clearance for fitting and subsequent operation of the door must be complied with.



Floor rail view

Track view



A = length of short floor rail	
$451 \leq X \leq 605$	A = 300
$605 < X \leq 900$	A = X - 305

B = length of inner floor rail	
$X \leq 700$	B = LZ - 400
$X > 700$	B = LZ + 130

C = length of side floor rail	
$LZ \leq 4000$	C = 1500
$LZ > 4000$	C = 2800

Side fastening		
LZ	M	
1776 - 2374	5	
2375 - 2999	6	
3000 - 3499	7	
3500 - 3999	8	
4000 - 4499	9	
4500 - 4999	10	
5000 - 5249	11	
5250 - 5999	12	
6000 - 6500	14	

Top frame fastening		
LZ	N	
1776 - 2249	5	
2250 - 2624	6	
2625 - 3124	7	
3125 - 3999	8	
4000 - 4499	9	
4500 - 4999	10	
5000 - 5249	11	
5250 - 5749	12	
5750 - 6500	14	

* X values > 900 possible with "HST reveal depth extension" set

HST Side Sliding Sectional Door

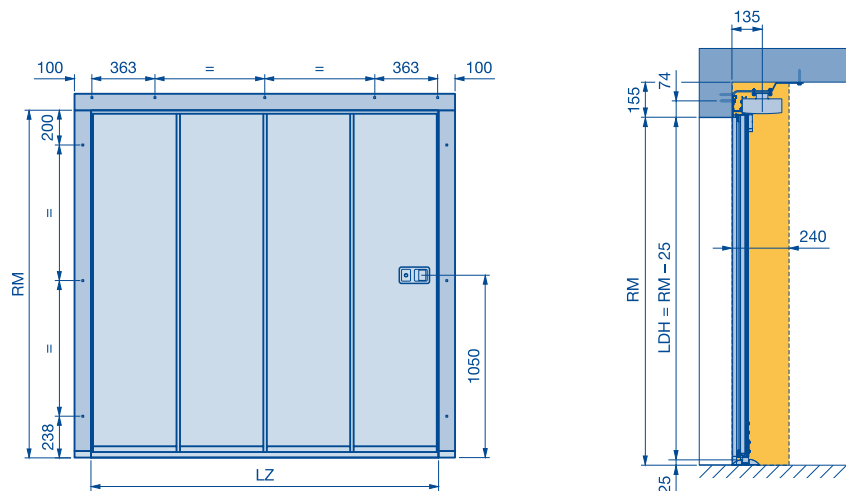
ES track application

Operator ceiling fitting B sliding door

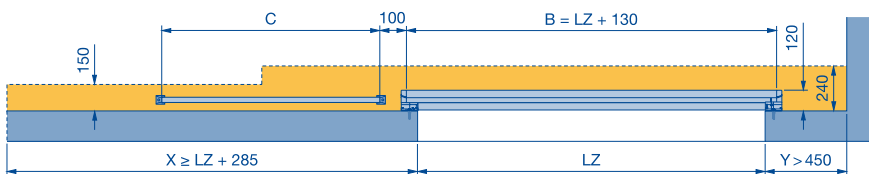
(The illustrations correspond to size 2250 × 2125 mm. Deviations may occur with other sizes.)

Note:

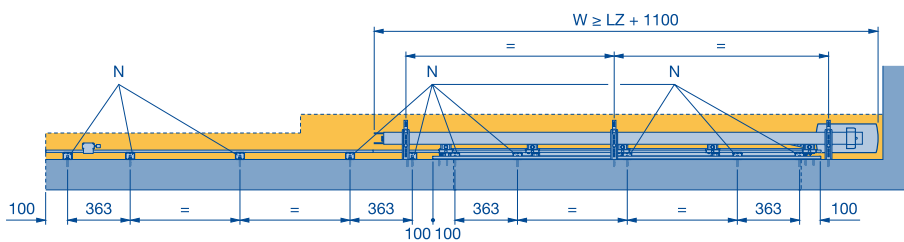
The clearance for fitting and subsequent operation of the door must be complied with.



Floor rail view



Track view



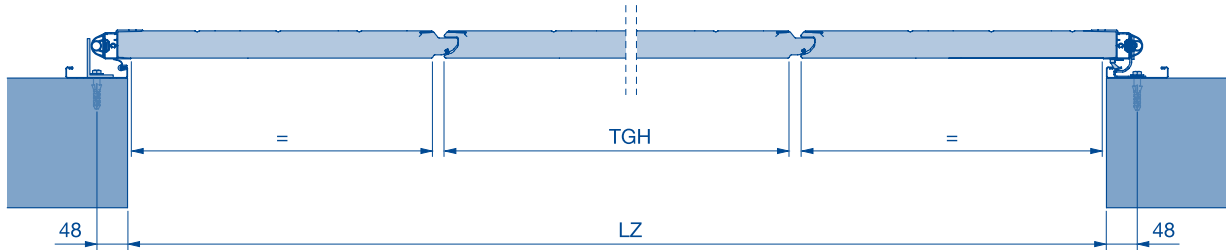
C = length of side floor rail	
LZ ≤ 4000	C = 1500
LZ > 4000	C = 2800

Top frame fastening	
LZ	N
1776 – 2249	10
2250 – 2624	12
2625 – 3124	14
3125 – 3999	16
4000 – 4499	18
4500 – 4999	20
5000 – 5249	22
5250 – 5749	24
5750 – 6500	28

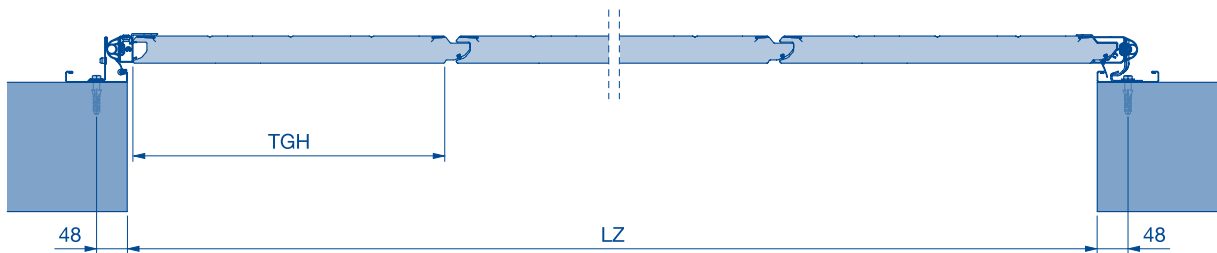
HST Side Sliding Sectional Door

Details

Door in intermediate width

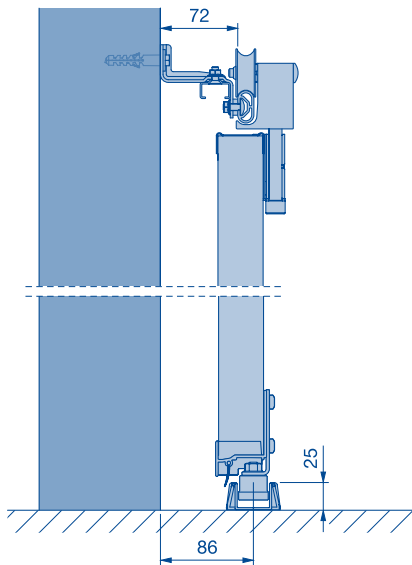


Door in grid width



Side wall

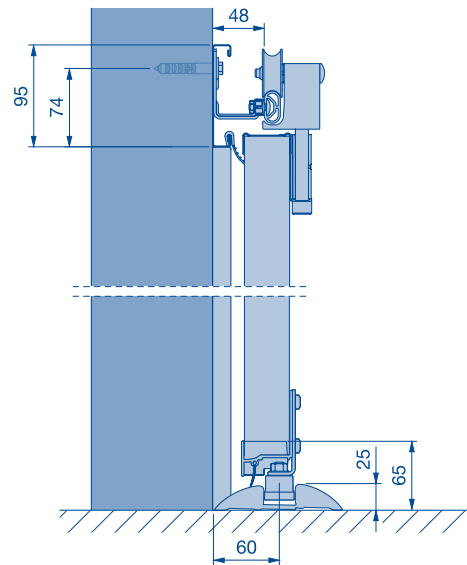
Top edge



Bottom edge

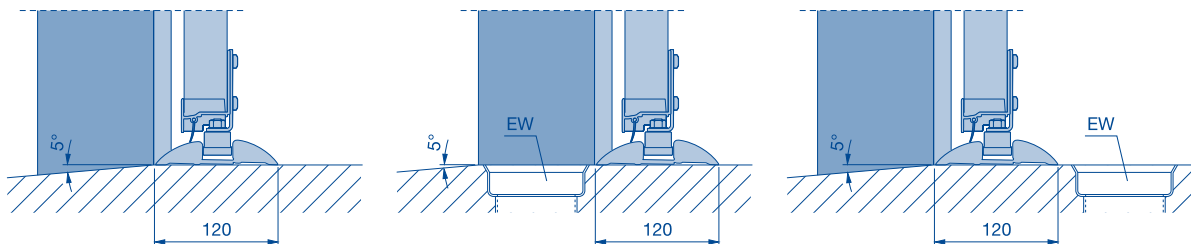
Front wall

Top edge



Bottom edge

Bottom edges with drainage (EW)



Hörmann: Quality without Compromise



Hörmann KG Amshausen, Germany



Hörmann KG Antriebstechnik, Germany



Hörmann KG Brandis, Germany



Hörmann KG Brockhagen, Germany



Hörmann KG Dissen, Germany



Hörmann KG Eckelhausen, Germany



Hörmann KG Freisen, Germany



Hörmann KG Ichtshausen, Germany



Hörmann KG Werne, Germany



Hörmann Genk NV, Belgium



Hörmann Alkmaar B.V., Netherlands




Hörmann Legnica Sp. z o.o., Poland



Hörmann Beijing, China



Hörmann Tianjin, China



Hörmann LLC, Montgomery IL, USA



Hörmann Flexon LLC, Burgettstown PA, USA

Hörmann is the only manufacturer worldwide that offers you a complete range of all major building products from one source. We manufacture in highly-specialised factories using the latest production technologies. The close-meshed network of sales and service companies throughout Europe, and activities in the USA and China, make Hörmann your strong partner for first-class building products, offering “Quality without Compromise”.

GARAGE DOORS
OPERATORS
INDUSTRIAL DOORS
LOADING EQUIPMENT
HINGED DOORS
DOOR FRAMES

