

# Catalogue 2018/19

## Hardware

# HEWI

Door- and Window Handles  
Door Accessories  
Cloakrooms  
Sanitary



New. bicolor

# bicolor

## Individuality at the door

With bicolor the lever handle becomes a personal style statement. With bicolor, HEWI offers the possibility of individual design. A flat rose made of stainless steel with a metallic PVD finish surrounds a coloured inlay made of polyamide. Up to 16 polyamide colours are available to choose from, depending on the lever handle design. Up to 2500 combinations of the individual components are possible, depending on the design. Your bicolor creation is available as a one-off or as a continuous design object for a whole building.



# bicolor

## Individuality at the door

With bicolor the lever handle is re-staged – perfectly matched to the furniture in the room or a stylish accent on the door. The combination of colour and different surfaces sets completely new accents on the door. The flat rose made of stainless steel with a coloured inlay made of high-gloss polyamide moves to centre stage. The metal surround lends the lever handle a fine look.

Use our configurator to individually design your personal door lever handle combination.

[www.hewi.com/bicolor-configurator](http://www.hewi.com/bicolor-configurator)



product  
winner



## Introduction

The HEWI Brand	2 – 3
News	4 – 11
Entro	12 – 13

## mini 15

Fittings	18 – 23
Installation concept	24 – 26
Technical requirements	27

## bicolor 29

Fittings	32 – 35
Installation concept	36 – 37

## System 100 39

Fittings stainless steel	42 – 45
Components stainless steel	46 – 47

## System 111 49

Fittings stainless steel	52 – 55
Components stainless steel	56 – 57
Fittings polyamide	58 – 65
Fittings polyamide <i>active</i> <sup>+</sup>	66 – 69
Components polyamide	70 – 72
Components polyamide <i>active</i> <sup>+</sup>	73

## Range 130 75

Fittings polyamide	78 – 79
Components polyamide	80 – 81

## System 162 83

Fittings stainless steel	86 – 89
Components stainless steel	90 – 91
Fittings polyamide	92 – 93
Components polyamide	94

## Range 170 97

Fittings stainless steel	100 – 101
Components stainless steel	102 – 103

## Range 180 105

Fittings stainless steel	108 – 111
Components stainless steel	112 – 113

## Range 250 115

Fittings stainless steel	118 – 119
Components stainless steel	120

## Range 260 123

Fittings stainless steel	126 – 127
Components stainless steel	128

## Functional Fittings 131

Overview	132 – 133
Emergency door fittings	135 – 142
Door half fittings	144 – 155
Knob half fittings	156 – 158
Protective door fittings and security escutcheons	158 – 163
Fittings for framed doors	165 – 168

## Ordering Aid 171

Overview	172 – 173
Overview Components	174 – 177
Components for fittings	178
Ordering Information	179
European standards	180 – 188
Information on fittings for glass doors	189
Technologies	190 – 195
Classification of item numbers	196 – 197

## Spindles | Installation Jigs 199

Spindles	200
Installation jigs	201

## Window Handles 205

Overview	206 – 207
Stainless steel	208 – 214
Components	215
Polyamide	216 – 219
Technical information	220

## Pull Handles 221

Overview	222 – 223
Stainless steel, glass	224 – 235
Polyamide	236 – 245
Fixing types	246 – 255
Mounting instructions	256 – 258

## Door Accessories | Hinges 259

Overview	260 – 261
Signage system Range guide	262 – 263
Symbols	264 – 265
Letter plates, house numerals	266 – 267
Door accessories	268 – 270
Door vents, door protectors	271 – 272
Hinges	273 – 275
Technology, technical information	276

## Cloakrooms 277

Planning aid, safety certificate	279
Overview	280 – 281
Tumbler racks	282 – 283
Hooks for cloakroom rails	284 – 286
Cloakroom rails	287 – 291
Coat hanger	292
Pictogram sets	293
Hooks	294 – 300

## Sanitary 301

Overview	302 – 303
System 162	304 – 305
Range 477	306 – 309
Range 805 Classic	310 – 311
Range 805	312 – 315
System 100	316 – 317
System 800	318 – 319
System 800K	320 – 322
System 815	323 – 325
Partition wall accessories	326 – 328

## Cabinet Hardware 329

Overview	330 – 331
Furniture handles	332 – 337
Cupboard knobs	338 – 339
Flush pulls	340 – 341
Fixing types	342

## General Information 343

Services	344
Numerical index	345 – 373
Product characteristics, certifications	374
Delivery conditions	375
Material characteristics, care tips	375
General terms of sale	376 – 377
Colours, surfaces	378, Inlay back page

## HEWI Hotline

Monday – Thursday 07:00 am – 17:00 pm  
Friday 07:00 am – 15:00 pm  
Tel: +49 5691 82-0  
Fax: +49 5691 82-319  
eMail: international@hewi.com

# The HEWI Brand Award-Winning

HEWI wrote design history with the legendary System 111 lever door handle. System 111 is still one of the design icons of modern architecture. Clear lines, striking colours, high-quality materials and lasting quality – not only characterise System 111, but all HEWI products. For HEWI, functionality and design form unity. In addition to a high degree of ease of use and excellent workmanship, the lever handles are characterised by their puristic style. Numerous prizes with renowned design awards underscore the claim that we design outstanding products. Many products have repeatedly received multiple internationally recognised design prizes, for example, the iF DESIGN AWARD or the ICONIC AWARDS.

With HEWI, continuous design from the entrance door through to the sanitary room is possible. In addition to a large selection of hardware for doors and windows, the systems include formally matching handrails, signage systems, escape route solutions and sanitary accessories and accessible products.



reddot award 2014  
winner



## TESTED QUALITY

HEWI products are monitored by independent test institutes and therefore guarantee the highest functionality, reliable Technologies and safety requirements. Selected materials and careful workmanship produce outstanding, durable design.

## MADE IN GERMANY

HEWI opts for Germany as its production location. Since it was founded in 1929, HEWI has been family owned. The worldwide renowned design classic, the door lever fittings System 111, is still made in the north Hesse town of Bad Arolsen.

## SYSTEMSABILITY

Resource-saving methods help us to develop eco-friendly products. For HEWI, sustainable design not only means handling resources responsibly, but also exclusive use of high-quality materials and reliable technology, which create the preconditions for lasting and thus sustainable quality.



# bicolor

## Many and Varied Possible Uses



Model 162.21PC | Rose PVD copper polished





With bicolor, not only individualists make a statement. Use of bicolor is interesting for exclusive housing, equally, with bicolor, HEWI also offers companies the option of implementing their corporate design down to the smallest detail in office and commercial buildings. Despite the reduced design of the rose, bicolor fulfills the requirements of EN 1906 in user category 4 for very high frequency of use. This gives rise to many varied use options.

# bicolor

## Create Unique Designs with HEWI



Model 162.21PC | Rose stainless steel polished





The HEWI bicolor configurator can be used to design individual lever handles. With the help of the online configurator, step-by-step you assemble your own personal bicolor lever handle to match your own personal preferences. Your creation is available as a unique one-off or as a series production. Depending on the design, up to 2500 combinations are possible. Find out more on page 30 or go to [www.hewi.com/bicolor-configurator](http://www.hewi.com/bicolor-configurator) to design your own personal design object.

# mini

## Design Classics Realigned



The reduction in the size of the rose allows the design of the lever handle to become a style-defining element on the door. Due to the minimised rose, focus shifts to the shape of the lever handle, and in this way HEWI design classics are given a completely new look and feel. Selected HEWI lever handle designs, such as System 111, System 162 and Range 130, are combinable with mini.

Model 162XAM





# mini Patented Fixing Concept



Model 111.23PCM



The consistent search for new ways is characteristic for HEWI. In this way surprising, innovative solutions are created, which extend far beyond conventional approaches. The patented technology in mini sets new standards. This new type of technology makes it possible to reduce the rose to a minimum – its diameter is a mere 32 mm and its overall height is only 3 mm. The clever mini mounting concept mini enables fast, durable fixing with no drilling necessary. mini is suitable not only for internal doors in the private sector or housing but also in office and commercial buildings (Category of use 4, EN 1906).

# Handrails Modular Systems





## **ENTRO**

ENTRO offers modular solutions for handrails, wall protection and signage systems. Many years of experience makes ENTRO a strong, reliable partner. The high degree of functionality, certified quality and clear style of ENTRO products are convincing. The formally matched systems, diverse materials and differentiated designs enable unique design options. ENTRO products can be combined with all HEWI systems and thus enable consistent, uniform fixtures and fittings from the door through to the sanitary area.

Further information under [www.hewi.com/handrails](http://www.hewi.com/handrails).

mini



[hewi.com/mini](http://hewi.com/mini)

The puristic mini design solution reduces the lever handle to what is essential, without abandoning functionality. Sophisticated design, reliable technology, sustainable quality and a high degree of gripping comfort – with mini less can achieve more. The patented technology in mini, developed by HEWI, sets standards. It reduces the rose to a minimum ( $\varnothing$  32 mm, overall height 3 mm).



Model 133PCM



# mini

## Less Can Achieve More

mini is available in Germany

### DESIGN

HEWI, Bad Arolsen

### MATERIAL AND SURFACE

Fittings made of polyamide or stainless steel (satin) with minimalistic rose

### POLYAMIDE

Model 111	18 – 19
Model 162	20 – 21
Model 130	22 – 23
Installation concept	24 – 26
Technical requirements	27



Model 162.21PCM



# mini

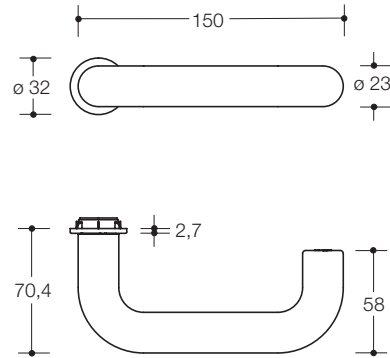
## Less Can Achieve More



weLcOME

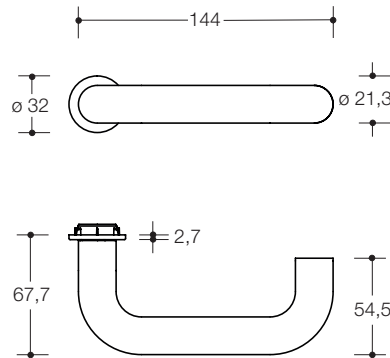


## Model 111.23PCM **New**



**Lever handle 111.23** with mini roses  
**Polyamide** in selected HEWI colours, see below  
 EN 1906 class 4

## Model 111XAM **New**




**Lever handle 111XA** with mini roses  
**Stainless steel** satin  
 EN 1906 class 4

**MATERIAL | COLOUR**

**MATERIAL | SURFACES**


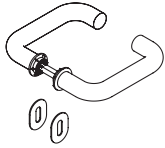
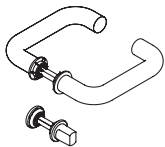
**Polyamide**



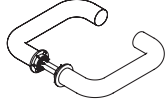
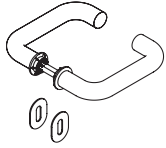
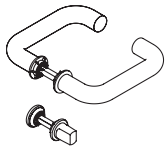
**Stainless steel**  
 satin

mini is available in Germany

New

Model 111.23PCM	mini roses polyamide
Standard door fitting without escutcheons	
class 4	111PCM06.230
Standard door fitting	
class 4	111PCM01.230
Vacant/engaged fitting	
class 4	111PCM02.230

New

Model 111XAM	mini roses stainless steel satin
Standard door fitting without escutcheons	
class 4	111XAM06.130
Standard door fitting	
class 4	111XAM01.130
Vacant/engaged fitting	
class 4	111XAM02.130

**Escutcheon (adhesive mounting) New**  
for standard door fittings  
**306PCM Polyamide**  
**306XAM Stainless steel**

**Rose with turn knob | M, FBM (coin) New**  
for vacant/engaged fittings  
**306PCMNR Polyamide**  
**306XAMNR Stainless steel**



BB



PZ



ORDERING INFORMATION

**Item Number**  
**Colour (polyamide)**  
**Door thickness**  
**If applicable keyway**  
**If applicable emergency release (M, FBM)**

mini is available with an 8 mm square spindle  
for doors from 38.1 to 78 mm thick

EMERGENCY RELEASES

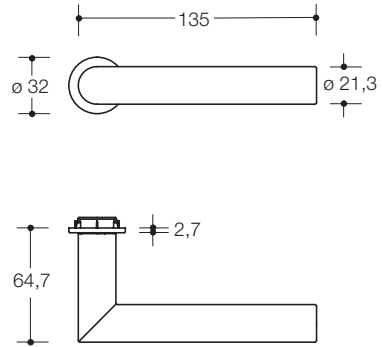


**M**  
without indicator



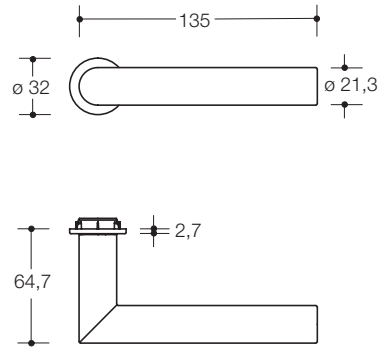
**FBM**  
with indicator

## Model 162.21PCM New



**Lever handle 162.21PC** with mini roses  
**Polyamide** in selected HEWI colours, see below  
 EN 1906 class 4

## Model 162XAM New



**Lever handle 162XA** with mini roses  
**Stainless steel** satin  
 EN 1906 class 4

MATERIAL | COLOUR

MATERIAL | SURFACES

**Polyamide**

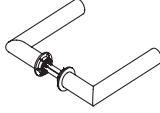
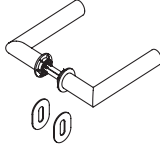
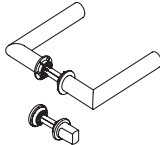


**Stainless steel**

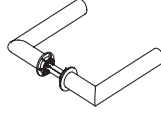
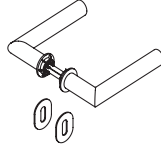
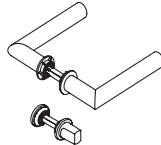
satin

mini is available in Germany

New

Model <b>162.21PCM</b>	mini roses polyamide
Standard door fitting without escutcheons	
class 4	162PCM06.230
Standard door fitting	
class 4	162PCM01.230
Vacant/engaged fitting	
class 4	162PCM02.230

New

Model <b>162XAM</b>	mini roses stainless steel satin
Standard door fitting without escutcheons	
class 4	162XAM06.230
Standard door fitting	
class 4	162XAM01.230
Vacant/engaged fitting	
class 4	162XAM02.230

**Escutcheon** (adhesive mounting) **New**  
for standard door fittings  
**306PCM Polyamide**  
**306XAM Stainless steel**


**Rose with turn knob | M, FBM** (coin) **New**  
for vacant/engaged fittings  
**306PCMNR Polyamide**  
**306XAMNR Stainless steel**



BB



PZ



ORDERING INFORMATION

**Item Number**  
**Colour (polyamide)**  
**Door thickness**  
**If applicable keyway**  
**If applicable emergency release (M, FBM)**

mini is available with an 8 mm square spindle  
for doors from 38.1 to 78 mm thick

EMERGENCY RELEASES

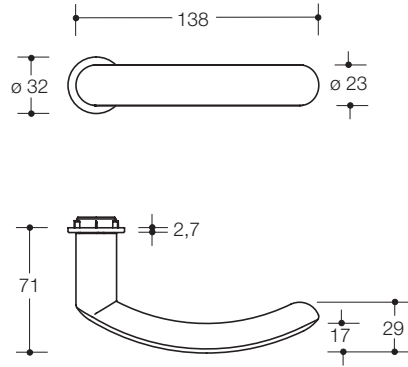


**M**  
without indicator



**FBM**  
with indicator


# Model 133PCM **New**



**Lever handle 133** with mini roses  
**Polyamide** in selected HEWI colours, see below  
EN 1906 class 4


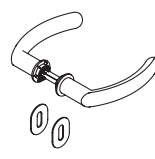
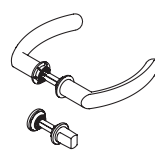
## MATERIAL | COLOUR

### Polyamide



mini is available in Germany

New

Model 133PCM	mini roses polyamide
Standard door fitting without escutcheons  class 4	  130PCM06.330
Standard door fitting  class 4	  130PCM01.330
Vacant/engaged fitting  class 4	  130PCM02.330

**Escutcheon** (adhesive mounting) **New**  
for standard door fittings  
**306PCM Polyamide**


**Rose with turn knob | M, FBM** (coin) **New**  
for vacant/engaged fittings  
**306PCMNR Polyamide**



BB



PZ



ORDERING INFORMATION

EMERGENCY RELEASES

mini is available with an 8 mm square spindle for doors from 38.1 to 78 mm thick


**Item Number**  
**Colour (polyamide)**  
**Door thickness**  
**If applicable keyway**  
**If applicable emergency release (M, FBM)**




**M**  
without indicator



**FBM**  
with indicator





# Patented Installation Concept Innovative Technology



With mini HEWI not only fulfils the highest standards of unusual design, but also lasting quality and innovative technology. The art of engineering made in Germany – this is what the mini patented mounting concept stands for. The unique fixing solution is not only particularly fast and easy to mount, it completely dispenses with traditional necessities,

for example, drilling holes in the door leaf. Despite the minimised rose, mini fulfils the requirements of EN 1906 category of use 4. With more than 1 million tested use cycles, the permanently reliable quality of mini is certified by an independent test institute.

# Unique Fixing Clever Mounting Technology



1. On rebated doors, insert the mounting wedge between the lock and cutout hole.
2. The preassembled lever spindle part with press-in bearing is pushed through the lock follower.
3. The press-in bearing on the other side is screwed into the door leaf with a nut, which serves as a mounting aid, and a ring spanner AF 19.

4. As a result the press-in bearings press themselves into the door leaf. The mounting aid (nut) can now be removed.
5. The press-in bearing is concealed by a mini rose.
6. The second lever handle is then pushed onto the spindle and is fixed with a setscrew.

The installation film on our website shows you just how easy the mini fixing is ([www.hewi.de/mini](http://www.hewi.de/mini)).

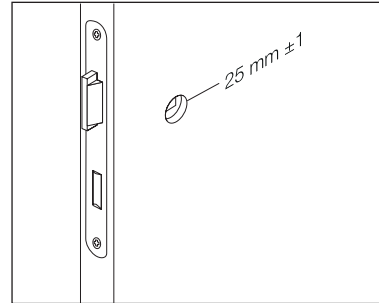
# Technical Requirements

## Conditions for Mounting mini

### Door structure

Mounting is possible on both non-rebated and rebated doors. mini is recommended on residential and internal doors with HDF face and middle layers made of hollow core, a solid particleboard or a higher quality make.

We recommend that the mini only be installed on door elements tested by HEWI and the door manufacturers. An up-to-date list of the tested door elements can be found on our website at [www.hewi.de/mini](http://www.hewi.de/mini).



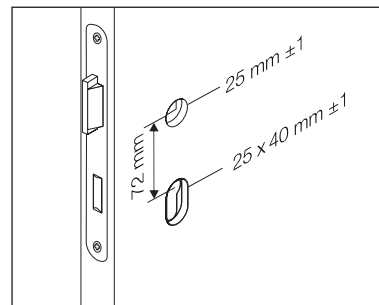
Cut size | Lever handle

### Cut size | Lever handle

The cut size (hole size) in the area of the lock follower must have a nominal size of 25 mm. Production tolerances of  $\pm 1$  mm can be levelled out by the press-in bearing.

### Cut size | Euro cylinder (PZ) or lever key (BB)

The cut size (hole size) in the area of the escutcheons (Euro cylinder / lever key) may be 25 x 40 mm maximum  $\pm 1$  mm.



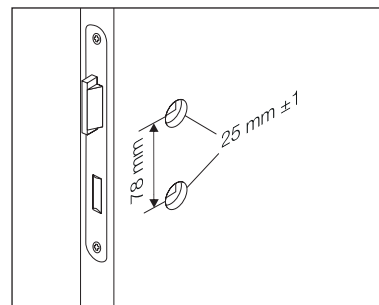
Cut size | PZ or BB

### Cut size | Rose with turn knob

The cut size (hole size) for mounting roses with turn knob must have a nominal size of 25 mm  $\pm 1$  mm.

### Area of use

mini fulfils the EN 1906 requirements for category of use 4. mini can be used wherever internal doors are used with low to medium frequency. mini is not suitable for use on door elements with functions such as fire protection, smoke control, burglar resistance, wet room or radiation protection. With more than 1 million tested use cycles, an independent test institute certifies the permanently reliable quality of mini.



Cut size | Rose with turn knob



[hewi.com/bicolor](http://hewi.com/bicolor)

With bicolor the lever handle becomes a design object with individual character. Architectural classics, such as System 111 and System 162, are completely restaged – perfectly matched to the furniture in the room or as a formative style element on the door. With bicolor, HEWI offers a unique fitting, which is especially made to the customer's personal preferences – whether as a one-off or as a continuous design element, which gives the building its individual character. Made of two different materials, bicolor opens up an unusual mix: polyamide meets stainless steel.



Model 162.21PC | Rose PVD copper polished



# bicolor

## Personal Design Object

### DESIGN

HEWI, Bad Arolsen

### MATERIAL AND SURFACE

Polyamide fittings with flat roses and coloured inlay made of polyamide. Rose made of stainless steel – optionally polished or mat – or PVD (brass, copper, bronze or black chrome).

### POLYAMIDE

Configurator	30 – 31
Model 111	32 – 33
Model 162	34 – 35
Installation concept	36 – 37



# bicolor Configurator

With the bicolor configurator you can design your individual door lever fittings. In the first step you choose the lever handle design. The surface finish of the flat roses and the colour of the polyamide of the lever handle and inlay are then freely selectable. Your personal bicolor lever handle is available as a single one-off or as a continuous design element that gives an entire building its individual character.

## 1. DESIGN SELECTION

Model 111



Model 162



## 2. ROSE SURFACE SELECTION

Roses | 10 Surfaces



Stainless steel mat



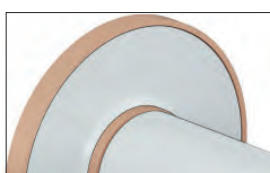
Stainless steel polished



Brass mat



Brass polished



Copper mat



Copper polished



Bronze mat



Bronze polished



Black chrome mat



Black chrome polished



 CONFIGURATOR

Use our configurator to individually design your personal door lever handle combination.

[www.hewi.com/bicolor-configurator](http://www.hewi.com/bicolor-configurator)

### 3. LEVER HANDLE AND INLAY COLOUR SELECTION (SEPARATELY SELECTABLE)

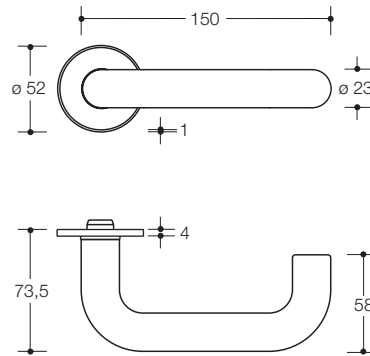

#### Lever Handle and Inlay | System 111 | 16 Colours



#### Lever Handle and Inlay | System 162 | 6 Colours



# Model 111.23PC New




**Lever handle 111.23PC** with bicolor roses  
**Polyamide** available HEWI colours see below  
 EN 1906 class 4  
 DIN 18273 F

	Stainless steel	Brass	PVD (stainless steel)			Black chrome
			Copper	Bronze		
mat						
polished						

**MATERIAL | COLOUR**  
**LEVER HANDLE, INLAY ROSETTE**

**Polyamide**




**MATERIAL | SURFACES**  
**ROSES**

**Stainless steel**



**PVD (stainless steel)**

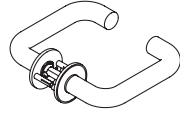
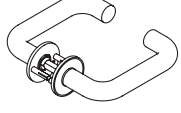

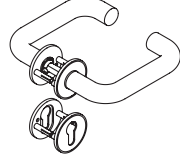
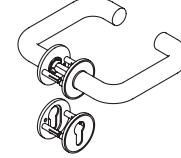
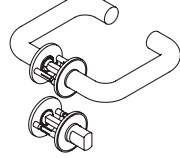
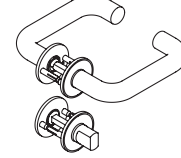


**CONFIGURATOR**

With the help of a configurator the lever door fittings can be created completely according to personal preferences – whether as a single item or as a continuous design object, which lends the building its own character. Depending on the design, up to 2500 combinations of the individual components are possible.

[www.hewi.com/bicolor-configurator](http://www.hewi.com/bicolor-configurator)

New

Model 111.23PC	Roses stainless steel mat or polished	Roses PVD (stainless steel) mat or polished (brass, copper, bronze, black chrome)
Standard door fitting without escutcheons  class 4	  111PCIX06230	  111PCIV06230
Standard door fitting/ Fire door fitting  class 4 class 4 	  111PCIX01230 111PCIX11230	  111PCIV01230 111PCIV11230
Vacant/engaged fitting  class 4	  111PCIX02230	  111PCIV02230

**Escutcheon New**  
for standard door fittings  
306.23XI Stainless steel  
306.23VI PVD (st. steel)

**Rose with turn knob | FBM\* New**  
for vacant/engaged fittings  
306.23XINR Stainless steel  
306.23VINR PVD (st. steel)



\*Knob and vacant/engaged display made of polyamide

ORDERING INFORMATION

CROSS-REFERENCES

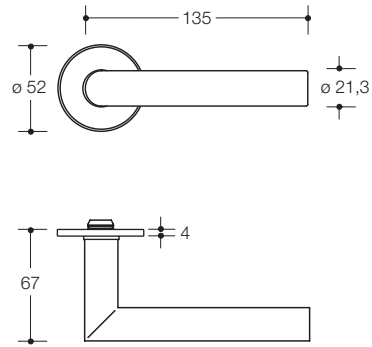

When choosing the lock cylinder length,  
please note the overall height of the bicolor  
roses (4 mm per side)

Individually configured bicolor fittings are  
non-returnable!

- Item Number
- Colour Lever handle
- Colour Inlay rose
- Surface rose
- Square
- Door thickness
- Keyway

→ Spindles, installation jigs **from page 199**

# Model 162.21PC New



**Lever handle 162.21PC** with bicolor roses  
**Polyamide** available HEWI colours see below  
 EN 1906 class 4  
 DIN 18273 F

	Stainless steel	Brass	PVD (stainless steel)			Black chrome
			Copper	Bronze		
mat						
polished						

MATERIAL | COLOUR  
 LEVER HANDLE, INLAY ROSETTE

**Polyamide**  

 98 99 92 90 86 84

MATERIAL | SURFACES  
 ROSES

**Stainless steel**  
  
 mat polished

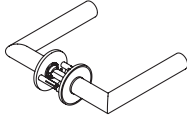
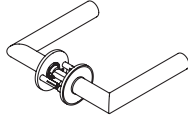
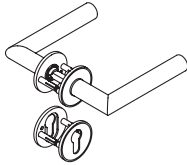
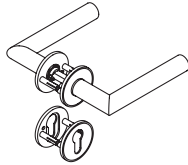

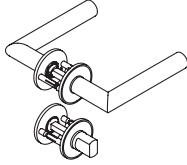
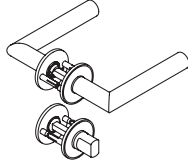
**PVD (stainless steel)**  
**Brass** **Copper** **Bronze** **Black chrome**  
  
 mat polished mat polished mat polished mat polished

CONFIGURATOR

With the help of a configurator the lever door fittings can be created completely according to personal preferences – whether as a single item or as a continuous design object, which lends the building its own character. Depending on the design, up to 2500 combinations of the individual components are possible.

[www.hewi.com/bicolor-configurator](http://www.hewi.com/bicolor-configurator)

New

Model 162.21PC	Roses stainless steel mat or polished	Roses PVD (stainless steel) mat or polished (brass, copper, bronze, black chrome)
Standard door fitting without Escutcheon		
class 4	162PCIX06230	162PCIV06230
Standard door fitting/ Fire door fitting		
class 4 class 4 	162PCIX01230 162PCIX11230	162PCIV01230 162PCIV11230
Vacant/engaged fitting		
class 4	162PCIX02230	162PCIV02230

**Escutcheon New**  
for standard door fittings  
306.23XI Stainless steel  
306.23VI PVD (st. steel)

**Rose with turn knob | FBM\* New**  
for vacant/engaged fittings  
306.23XINR Stainless steel  
306.23VINR PVD (st. steel)



\*Knob and vacant/engaged display made of polyamide

ORDERING INFORMATION

CROSS-REFERENCES

When choosing the lock cylinder length, please note the overall height of the bicolor roses (4 mm per side)

Individually configured bicolor fittings are non-returnable!

- Item Number
- Colour Lever handle
- Colour Inlay rose
- Surface rose
- Square
- Door thickness
- Keyway

→ Spindles, installation jigs from page 199

# Flat Roses | bicolor

## Easy Assembly



The innovative mounting technology of the flat rose enables extremely fast and permanent fixing without screws. For the fixing, latching sleeves and threaded bolts are pushed into each other, so that they lock together and are pull-resistant. The quick connection makes installation and dismantling simple. Fire door fitting sets to DIN 18273 complete the projects range.

Despite the compact overall height of only 4 mm, the flat rose with latching connection fulfils the requirements of EN 1906 in category of use 4 for very high frequency of use. This makes bicolor suitable not only for housing but also for office and commercial buildings.



### Easy assembly

- Fast latching together of preassembled assemblies
- Secured with a setscrew

## System 100



[hewi.com/system100](http://hewi.com/system100)

System 100 enables consistent continuous design – the comprehensive system solution consists of a large number of hardware fittings, handrails and is complemented by matching sanitary accessories. From the entrance door to the corridor through to the bathroom, System 100 always provides the suitable product. Exclusive use of real materials and the excellent workmanship underlines the value of the system.



Model 101X

# System 100

## Consistent Design

### DESIGN

Phoenix Design, Stuttgart/Suzhou

### MATERIAL AND SURFACES

Hardware made of satin or mirror polished stainless steel. Sanitary products made of high-quality chrome. Handrails made of wood in combination with satin stainless steel through our subsidiary Entro.

### STAINLESS STEEL

Standard door fittings	42 – 45
Components	46 – 47
Fittings for framed doors	166
Door half fittings	144
Knob half fittings	156
Window handles	208
Pull handles	225 – 227
Signage systems guide	262
Door accessories	268
Sanitary	316 – 317



Model 101X

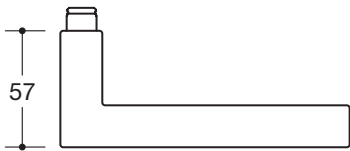
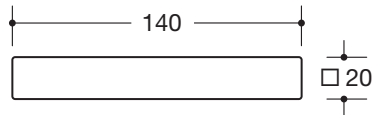
# System 100

## Consistent Design





# Model 101X



<b>Lever handle 101X</b>	with roses
<b>Stainless steel</b>	satin, mirror polished*
<b>Flat roses**</b>	EN 1906 class 4 DIN 18273 <b>F</b>
<b>B-technology</b>	EN 1906 class 3
<b>H-technology</b>	EN 1906 class 4 DIN 18273 <b>F</b>

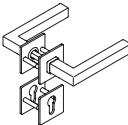
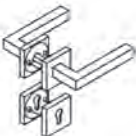
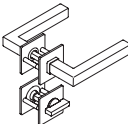
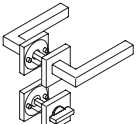
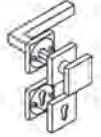
## MATERIAL | SURFACES

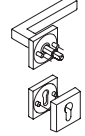
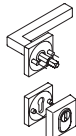
**Stainless steel**  
satin, mirror polished\*

## FLAT ROSES

satin

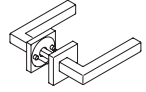
\*\* When choosing the lock cylinder length please note the overall depth of the flat roses (3 mm each side).

Model 101X	Flat roses 307.20SXAL/308XAL..	Roses 307.20SXA../308XA..
<b>Standard door fitting/ Fire door fitting</b>  class 3 class 4 class 4 <b>F</b> class 4 (with split spindle) <b>F</b>	  100XAL01.1A0 100XAL11.1A0	  100XAB01.1A0 100XAH01.1A0 100XAH11.1A0  100XAH12.1A0
<b>Vacant/engaged fitting</b>  class 3 class 4	  100XAL02.1A0	  100XAB02.1A0
<b>Apartment door fitting/ Apartment fire door fitting</b>  class 4 class 4 <b>F</b>		  100XAH03.1A5 100XAH13.1A5

<b>Half fitting with security escutcheon according to DIN 18257 ES1</b> New  class 3 class 4	  100XAB22.1A0 100XAH22.1A0
<b>Half fitting with security escutcheon according to DIN 18257 ES1 and cylinder cover</b> New  class 4	  100XAH23.1A0

**Standard door fitting page 179**

Further fitting-variations can be assembled from separate components from page 46

<b>Glass lever handle</b>  class 4	without roses on request	  100XAG01.1A0
--	--------------------------	---

**PRICE INFORMATION**

\* **Surface C = mirror polished**

only available for standard door and vacant/engaged fittings on roses. Further fitting variations can be assembled from separate components.

**Example**

100XAB01.1A0 satin  
 100XCB01.1A0 mirror polished

**ORDERING INFORMATION**

**Item Number**

**Please advise surface finish when ordering**

**A = satin** (as shown)

**C = mirror polished**

**Square**

**Door thickness**

**Keyway**

**If applicable emergency release (wc)**

**CROSS-REFERENCES**

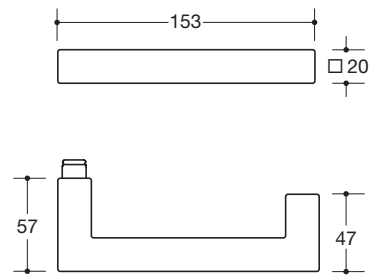
→ Components **from page 46**



→ Spindles, installation jigs **from page 199**

→ Window handles **page 208**

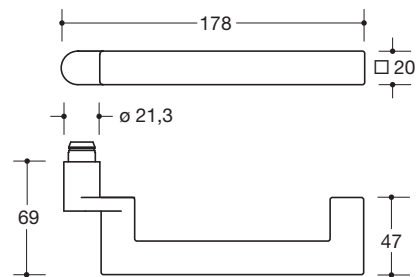
→ Pull handles **from page 225**



## Model 103X



**Lever handle 103X** with roses  
**Stainless steel** satin  
**H-technology** EN 1906 class 4  
DIN 18273   
EN 179 

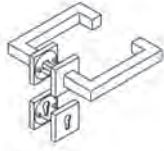





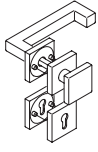



## Model 104X

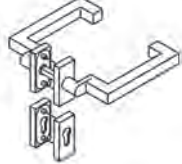





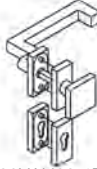





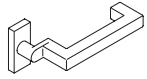



**Lever handle 104X** with roses  
**Stainless steel** satin  
**H-technology** EN 1906 class 4  
DIN 18273   
EN 179 

### MATERIAL | SURFACES

**Stainless steel**  
satin

Model 103X	Roses 307.20SXAH/308XA..
Standard door fitting / Fire door fitting	
class 4 	100XAH01.3A0
class 4  	100XAH11.3A0
class 4 (with split spindle)  	100XAH12.3A0
Apartment door fitting/ Apartment fire door fitting	
class 4 	100XAH03.3A5
class 4  	100XAH13.3A5

Model 104X	Roses 317.21XAH/318XA
Fitting for framed doors/ Fire door fitting for framed doors	
class 4 	100XAH01.4B0
class 4  	100XAH11.4B0
class 4 (with split spindle)  	100XAH12.4B0
Apartment door fitting/ Apartment fire door fitting	
class 4 	100XAH03.4B5
class 4  	100XAH13.4B5

Fitting for framed doors/ Fire door fitting for framed doors	
class 4 	100XAH51.4B0
class 4  	100XAH52.4B0

**Standard door fitting page 179**

Further fitting-variations can be assembled from separate components **from page 46**

**ORDERING INFORMATION**

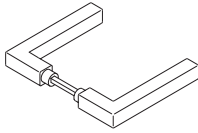
Item Number  
Square  
Door thickness  
Keyway

**CROSS-REFERENCES**

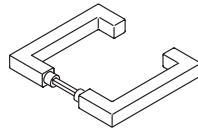
- Components **from page 46**
- Fittings framed doors **page 166**
- Spindles, installation jigs **from page 199**
- Window handles **page 208**
- Pull handles **from page 225**

LEVER HANDLES | KNOBS

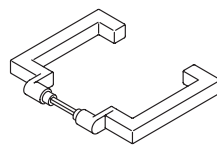
**Lever handle**  
B/H-technology, class 3/4  
**101XAB\***  
**101XABLT\***  
**101XAH\***  
**101XAHLT\***



**Lever handle**  
H-technology, class 4  
**103XAH**  
**103XAHLT**



**Lever handle**  
H-technology, class 4  
**104XAH**  
**104XAHLT**

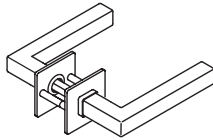


**Knob, female part**  
H-technology, class 4  
**105XAHLT**



FLAT ROSES

**Lever handle w. flat rose**  
class 4  
**100XAL06.1A0**



**Rose**  
for 101XAH  
**307.20SXAL**



**Escutcheon**  
**308XAL**



**Rose with turn knob**  
**308XALNR**



ROSES

**Rose**  
B/H-techn., for 101X, 103X  
**307.20SXAB\***  
**307.20SXABKN\***  
**307.20SXAH\*** F  
**307.20SXAHKN\*** F



**Escutcheon**  
**308XA\***  
**308XAKN\***  
**308XAFS\*** F  
**308XAFSKN\*** F

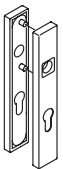


**Rose with turn knob**  
**308XANR\***

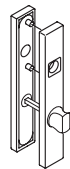


BACKPLATES

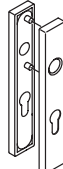
**Backplate\*\***  
H-techn., for 101X, 103X  
**220.20SXAH** F  
**220.20SXAHKN** F



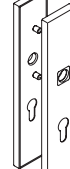
**Backplate w. turn knob\*\***  
H-techn., for 101X, 103X  
**220.20SXAHNR**



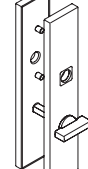
**Backplate\*\***  
H-technology, for 104X  
**220.21XAH** F  
**220.21XAHKN** F



**Backplate\*\***  
H-techn., for 101X, 103X  
**236.20SXAH** F  
**236.20SXAHKN** F



**Backplate w. turn knob\*\***  
H-techn., for 101X, 103X  
**236.20SXAHNR**



MATERIAL | SURFACES

**Stainless steel**  
satin, mirror polished\*

**Flat roses**  
Stainless steel, satin

LEVER HANDLES | KNOBS

**B-technology** (class 3) – made of stainless steel,  
□20 mm, with square spindle 7, 8 or 8,5 mm and  
set screw M5 x 8.

**H-technology** (class 4) – made of stainless steel,  
□20 mm, with square spindle 8, 8,5, 9 F or  
10/8 mm reduced and set screw M5 x 8.

ROSES | FLAT ROSES

**Flat roses** (class 4) – made of stainless steel,  
invisibly latched for door thickness 38 - 48 mm.

**B-technology** (class 3) – made of stainless steel,  
base made of polyamide/stainless steel composite  
with spring assistance, fixing material included.

**H-technology** (class 4) – made of stainless steel,  
base made of polyamide/stainless steel composite  
with spring assistance, fixing material included.

**KNOBS**

**Knob, male part, fixed**  
H-technology, class 4  
**100XAH53.0A5**  
with square rose 307.21XAH..  
**100XAH53.0B5**  
with rectang. rose 317.21XAH..  
**100XAH53.0C5**  
with backplate 220.21XAH..



shown with square rose

**Knob, female part**  
H-technology, class 4  
**106XAHLT**



**Knob, male part, fixed**  
H-technology, class 4  
**162XAH53.036**  
with round rose 305.21X  
**162XAH53.016**  
with backplate 230.21X  
**162XAH53.046**  
with oval rose 315.21XA  
**162XAH53.056**  
with backplate 219.21X



shown with round rose

**ROSES F. FRAMED DOORS**

**Rose**  
H-technology, for 104X  
**317.21XAH** **F**  
**317.21XAHKN** **F**



**Escutcheon**  
**318XA**  
**318XAKN**  
**318XAFS** **F**  
**318XAFSKN** **F**



**SECURITY ESCUTCHEONS**

**Security escutcheon**  
without cylinder cover  
**308XAES** **F**  
**New 308XAESRC** **F**  
(ES1)



**Security escutcheon**  
with cylinder cover  
**308XAESZ** **F**  
**New 308XAESZRC** **F**  
(ES1)



**Security escutcheon**  
without cylinder cover  
**318XAES** **F**



**Security escutcheon**  
with cylinder cover  
**318XAESZ** **F**



**ESCUTCHEONS | BACKPLATES**

made of stainless steel, base made of polyamide, fixing material included.

**for fire protective doors** **F**

made of stainless steel, base made of polyamide-stainless steel composite, fixing material included.

**\*\*Note for backplates** – without spring assistance

**ORDERING INFORMATION LEVER HANDLES | KNOBS**

**Item Number**

**Please advise surface finish when ordering:**

**A = satin** (as shown)

**C = mirror polished**

**Square**

**Door thickness**

**ORDERING INFO. ROSES | BACKPLATES**

**Item Number**

**Please advise surface finish when ordering:**

**A = satin** (as shown)

**C = mirror polished**

**Door thickness**

**Keyway**

**If applicable emergency release (wc)**

**If applicable distance (backplates)**

## System 111



[hewi.com/system111](http://hewi.com/system111)

HEWI wrote design history with lever handle 111. An ergonomic shape, high-gloss surfaces and characteristic colours allowed System 111 to become a true classic in architecture. A steel core inside the polyamide lever handle, perfected technology and careful use of high-quality materials ensure lasting quality. The U-shape of the lever handle enables secure gripping and is pleasantly tactile.



Model 111X

# System 111

## Design Icon

### DESIGN

HEWI, Bad Arolsen

### MATERIAL AND SURFACE

Stainless steel satin, polyamide with steel core and HEWI *active*<sup>+</sup> with active antimicrobial microsilver.

### STAINLESS STEEL

Standard door fittings	52 – 55
Components	56 – 57
Door half fittings	145
Knob half fittings	157
Fittings for framed doors	166
Window handles	209
Pull handles	228 – 229
Door accessories	260
Signage systems guide	262
Sanitary Range 805 Classic	310 – 311

### POLYAMIDE

Standard door fittings	58 – 65
Components	70 – 72
Door half fittings	152 – 153
Knob half fittings	157 – 158
Fittings for framed doors	168
Window handles	216 – 217
Pull handles	236 – 240
Door accessories	260
Signage systems guide	263
Sanitary Range 477	306 – 309

+ POLYAMIDE *active*<sup>+</sup> 66 – 69, 73



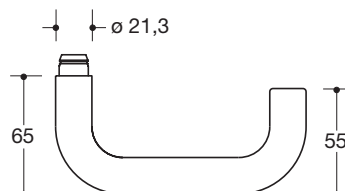

Model 111



# System 111 Design Icon



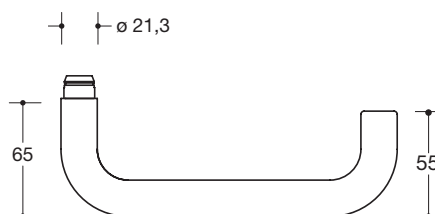
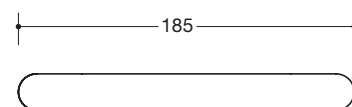




## Model 111X



**Lever handle 111X** with roses or backplate  
**Stainless steel** satin  
**B-technology** EN 1906 class 3  
**H-technology** EN 1906 class 4  
DIN 18273   
EN 179 




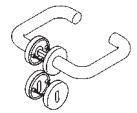
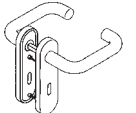
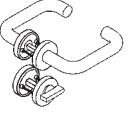
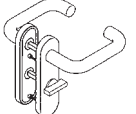

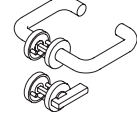


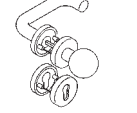
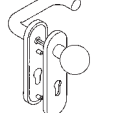
## Model 112X Accessibility






**Lever handle 112X** with roses  
**Stainless steel** satin  
**H-technology** EN 1906 class 4  
DIN 18273   
EN 179 




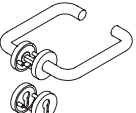
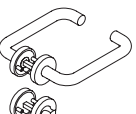

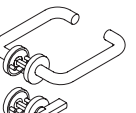
### MATERIAL | SURFACES

**Stainless steel**  
satin

Model 111X	Roses 305.21XA../306.23XA..	Backplate 230.21XA..
<b>Standard door fitting/ Fire door fitting</b>  class 3 class 4  class 4  class 4 class 4 (with split spindle) 	  111XAB01.130 111XAH01.130 111XAH11.130 111XAH12.130	  111XAB01.110 111XAH01.110 111XAH11.110 111XAH12.110
<b>Vacant/engaged fitting</b>  class 3 class 4	  111XAB02.130 111XAH02.130	  111XAB02.110 111XAH02.110
<b>Vacant/engaged fitting with extended bar</b>   class 3 class 4	  111XAB05.130 111XAH05.130	
<b>Apartment door fitting/ Apartment fire door fitting</b>  class 3 class 4  class 4 	  111XAB03.139 111XAH03.139 111XAH13.139	  111XAB03.119 111XAH03.119 111XAH13.119

<b>Half fitting with security escutcheon acc. to DIN 18257 ES1 (and cylinder cover)</b> New	  111XAB22.130 111XAH22.130	  111XAH23.130
--	---	---

<b>Glass lever handle</b>  class 4	  111XAG01.130	  111XAG01.100
--	---	---

Model 112X	Roses 305.21XAH/306.23XA..
<b>Standard door fitting/ Fire door fitting</b>  class 4  class 4  class 4 class 4 (with split spindle) 	  111XAH01.230 111XAH11.230 111XAH12.230
<b>Vacant/engaged fitting</b>  class 4	  111XAH02.230
<b>Vacant/engaged fitting with extended bar</b>   class 4	  111XAH05.230

**Standard door fitting page 179**

Further fitting-variations can be assembled from separate components from page 56

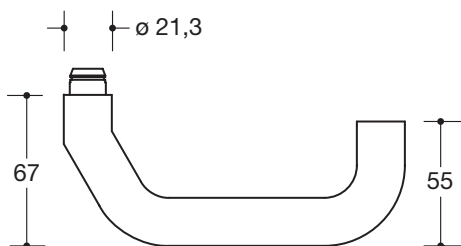

**ORDERING INFORMATION**



**Item Number**  
 Please advise surface finish when ordering  
**Square**  
**Door thickness**  
**Keyway**  
 If applicable distance (backplates)  
 If applicable emergency release (wc)

**CROSS-REFERENCES**

→ Components **from page 56**  
 → Spindles, installation jigs **from page 199**  
 → Window handles **page 209**  
 → Pull handles **from page 228**






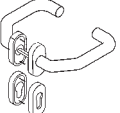



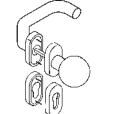



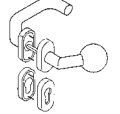




# Model 113X



**Lever handle 113X** with roses  
**Stainless steel** satin  
**H-technology** EN 1906 class 4  
DIN 18273   
EN 179 

## MATERIAL | SURFACES

**Stainless steel**  
satin

Model 113X	Roses 315.21XAH/316XAH
<b>Framed door fitting / Framed fire door fitting</b>  class 4  class 4   class 4   (with split spindle)	  111XAH01.340 111XAH11.340 111XAH12.340
<b>Apartment door fitting/ Apartment fire door fitting</b>  class 4  class 4  	  111XAH03.349 111XAH13.349
<b>Apartment door fitting/ Apartment fire door fitting</b>  class 4  class 4  	  111XAH03.348 111XAH13.348
<b>Fitting for framed doors/ Fire door fitting for framed doors</b>  class 4  class 4  	  111XAH51.340 111XAH52.340

**Standard door fitting page 179**


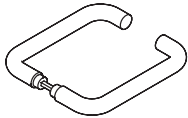
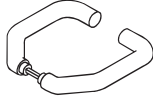




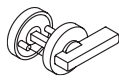





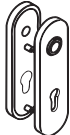
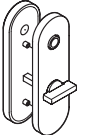


Further fitting-variations can be assembled from separate components **from page 56**

**ORDERING INFORMATION**

**Item Number**  
**Square**  
**Door thickness**  
**Keyway**

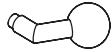
**CROSS-REFERENCES**

- Components **from page 56**
- Fittings framed doors **page 166**
- Spindles, installation jigs **from page 199**
- Window handles **page 209**
- Pull handles **from page 228**

LEVER HANDLE	<p><b>Lever handle</b> B/H-technology, class 3/4 <b>111XAB</b> <b>111XABLT</b> <b>111XAH</b> <b>111XAHLT</b></p> 	<p><b>Lever handle</b> H-technology, class 4  <b>112XAH</b> <b>112XAHLT</b></p> 	<p><b>Lever handle</b> H-technology, class 4  <b>113XAH</b> <b>113XAHLT</b></p> 					
	ROSES	<p><b>Rose</b> B/H-technology, class 3/4 <b>305.21XAB</b> <b>305.21XABKN</b> <b>305.21XAH</b> <b>305.21XAHKN</b></p> 	<p><b>Rose</b> for glass doors <b>305.21XAHGL</b></p> 	<p><b>Escutcheon</b>  <b>306.23XA</b> <b>306.23XAKN</b> <b>306.23XAFS</b> <b>306.23XAFSKN</b></p> 	<p><b>Rose with turn knob</b>  <b>306.23XANR</b></p> 	<p><b>Rose with turn knob accessibility</b> with extended bar <b>306.23XANB</b></p>  		
		SECURITY ESCUTCHEONS	<p><b>Security escutcheon</b>  <b>306.23XAES</b> <span style="border: 1px solid red; padding: 0 2px;">F</span> <b>New 306.23XAESRC</b> <span style="border: 1px solid red; padding: 0 2px;">F</span> (ES1)</p> 	<p><b>Security escutcheon</b> with cylinder cover <b>306.23XAESZ</b> <span style="border: 1px solid red; padding: 0 2px;">F</span> <b>N. 306.23XAESZRC</b> <span style="border: 1px solid red; padding: 0 2px;">F</span> (ES1)</p> 	<p><b>Security escutcheon</b>  <b>316XAES</b> <span style="border: 1px solid red; padding: 0 2px;">F</span></p> 	<p><b>Security escutcheon</b> with cylinder cover <b>316XAESZ</b> <span style="border: 1px solid red; padding: 0 2px;">F</span></p> 		
			BACKPLATES	<p><b>Backplate</b> B/H-technology, class 3/4 <b>230.21XAB</b> <b>230.21XABKN</b> <b>230.21XAH</b> <span style="border: 1px solid red; padding: 0 2px;">F</span> <b>230.21XAHKN</b> <span style="border: 1px solid red; padding: 0 2px;">F</span></p> 	<p><b>Backplate with turn knob</b> B/H-technology, class 3/4  <b>230.21XABNR</b> <b>230.21XAHNR</b></p> 	<p><b>Backplate</b> H-technology, class 4  <b>219.21XAH*</b> <b>219.21XAHKN*</b> <span style="border: 1px solid red; padding: 0 2px;">F</span></p> 	<p><b>Backplate with turn knob</b> H-technology, class 4  <b>219.21XAHNR*</b> <span style="border: 1px solid red; padding: 0 2px;">F</span></p> 	
<p><b>MATERIAL   SURFACES</b></p> <p><b>Stainless steel</b> satin</p>				<p><b>LEVER HANDLES   KNOBS</b></p> <p><b>B-technology</b> (class 3) – made of stainless steel, ø 21,3 mm, with square spindle 7, 8 or 8,5 mm and set screw M5 x 8.</p> <p><b>H-technology</b> (class 4) – made of stainless steel, ø 21,3 mm, with square spindle 8, 8,5, 9 <span style="border: 1px solid red; padding: 0 2px;">F</span> or 10/8 mm reduced and set screw M5 x 8.</p>		<p><b>ROSES</b></p> <p><b>B-technology</b> (class 3) – made of stainless steel, base made of polyamide/stainless steel composite with spring assistance, fixing material included.</p> <p><b>H-technology</b> (class 4) – made of stainless steel, base made of polyamide/stainless steel composite with spring assistance, fixing material included.</p>		

**KNOBS**

**Knob, female part**  
H-technology, class 4  
**108XAHLT**



**Knob, female part**  
H-technology, class 4  
**109XAHLT**



**Knob, male part, fixed**  
H-technology, class 4  
**111XAH53.038**  
with round rose 305.21XA...  
**111XAH53.048**  
with oval rose 315.21XA...  
**111XAH53.018**  
with backplate 230.21XA...  
**111XAH53.058**  
with backplate 219.21XA...



shown with round rose

**Knob, male part, fixed**  
H-technology, class 4  
**111XAH53.039**  
with round rose 305.21XA...  
**111XAH53.049**  
with oval rose 315.21XA...  
**111XAH53.019**  
with backplate 230.21XA...  
**111XAH53.059**  
with backplate 219.21XA...



shown with round rose

**ROSES F. FRAMED DOORS**

**Rose**  
H-technology, class 4  
**315.21XAH** **F**  
**315.21XAHKN** **F**

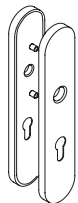


**Escutcheon**  
**316XAH**  
**316XAHKN**  
**316XAHFS** **F**  
**316XAHFSKN** **F**

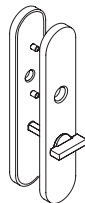


System 111

**Backplate**  
H-technology, class 4  
**235.21XAH\*** **F**  
**235.21XAHKN\*** **F**



**Backplate w. turn knob**  
H-technology, class 4  
**235.21XAHNR\***



**ESCUTCHEONS | BACKPLATES**  
made of stainless steel, base made of polyamide,  
fixing material included.

**for fire protective doors** **F**  
made of stainless steel, base made of polyamide-  
stainless steel composite, fixing material included.

\* **Note for backplates** – without spring assistance.

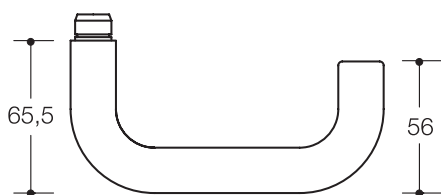

**ORDERING INFORMATION LEVER HANDLES |**  
**KNOBS**



**Item Number**  
**Square**  
**Door thickness**

**ORDERING INFO. ROSES | BACKPLATES**

**Item Number**  
**Door thickness**  
**Keyway**  
**If applicable emergency release (wc)**  
**If applicable distance (backplates)**


# Model 111 R-technology

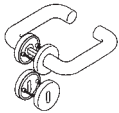
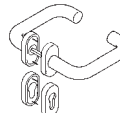
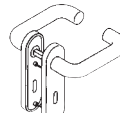
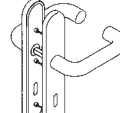






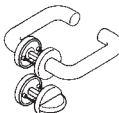
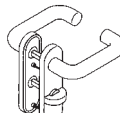
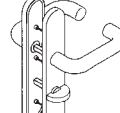
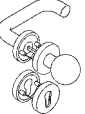
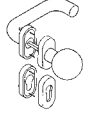
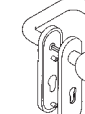
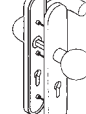




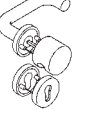






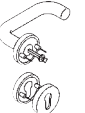





**Lever handle 111R** with roses or backplate  
**Polyamide** available HEWI colours see below  
**R-technology** EN 1906 class 4  
 DIN 18273   
 EN 179 



## MATERIAL | COLOUR

### Polyamide



Model 111R	Roses 305.20../305.23../306.23	Roses 315.20../315.23../316...	Backplate 230.20../230.23...	Backplate 235.20../235.23...
Standard door fitting / Fire door fitting				
class 4  	111R01.130	111R01.140	111R01.110	111R01.170
class 4  	111R11.130	111R11.140	111R11.110	111R11.170
class 4 (with split spindle)  	111R12.130	111R12.140	111R12.110	111R12.170
Vacant/engaged fitting				
class 4	111R02.130		111R02.110	111R02.170
Apartment door fitting / Apartment fire door fitting				
class 4  	111R03.133	111R03.143	111R03.113	111R03.173
class 4  	111R13.133	111R13.143	111R13.113	111R13.173
Apartment door fitting / Apartment fire door fitting				
class 4  	111R03.132			
class 4  	111R13.132			

Half fitting with security escutcheon according to DIN 18257 ES1 <b>New</b>	
class 4  	111R22.130
Half fitting with security escutcheon acc. to DIN 18257 ES1 and cylinder cover <b>New</b>	
class 4  	111R23.130

Glass lever handle		
class 4	111G01.130	111G01.100

**Standard door fitting page 179**

Further fitting-variations can be assembled from separate components **from page 70**

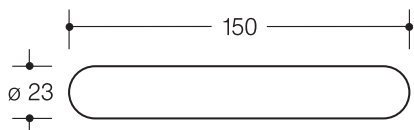
**ORDERING INFORMATION**

**CROSS-REFERENCES**

Item Number  
 Colour  
 Square  
 Door thickness  
 Keyway  
 If applicable distance (backplates)  
 If applicable emergency release (wc)

→ Components **from page 70**  
 → Spindles, installation jigs **from page 199**  
 → Window handles **from page 216**  
 → Pull handles **from page 236**


# Model 111.23 R-technology

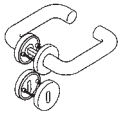
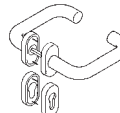

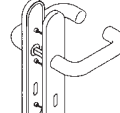






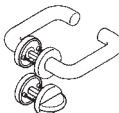
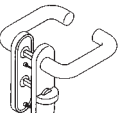
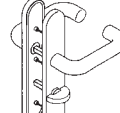

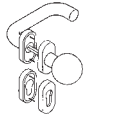
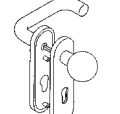
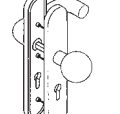




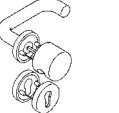






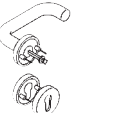


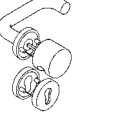


**Lever handle 111.23R** with roses or backplate  
**Polyamide** available HEWI colours see below  
**R-technology** EN 1906 class 4  
DIN 18273 **F**  
EN 179

## MATERIAL | COLOUR



### Polyamide



Model 111.23R	Roses 305.20../305.23../306.23	Roses 315.20../315.23../316...	Backplate 230.20../230.23...	Backplate 235.20../235.23...
Standard door fitting / Fire door fitting				
class 4  	111R01.230	111R01.240	111R01.210	111R01.270
class 4  	111R11.230	111R11.240	111R11.210	111R11.270
class 4 (with split spindle)  	111R12.230	111R12.240	111R12.210	111R12.270
Vacant/engaged fitting				
class 4	111R02.230		111R02.210	111R02.270
Apartment door fitting / Apartment fire door fitting				
class 4  	111R03.233	111R03.243	111R03.213	111R03.273
class 4  	111R13.233	111R13.243	111R13.213	111R13.273
Apartment door fitting / Apartment fire door fitting				
class 4  	111R03.232			
class 4  	111R13.232			

Half fitting with security escutcheon acc. to DIN 18257 ES1 <b>New</b>	
class 4  	111R22.230
Half fitting with security escutcheon acc. to DIN 18257 ES1 and cylinder cover <b>New</b>	
class 4  	111R23.230

Fitting for framed doors/ Fire door fitting for framed doors <b>New</b>	
class 4  	111R51.240
class 4  	111R52.240

Glass lever handle		
class 4	111G01.230	111G01.200

**Standard door fitting page 179**

Further fitting-variations can be assembled from separate components **from page 70**

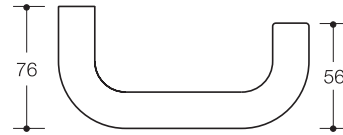
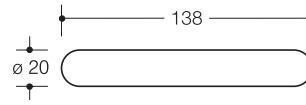
**ORDERING INFORMATION**

**CROSS-REFERENCES**

Item Number  
 Colour  
 Square  
 Door thickness  
 Keyway  
 If applicable distance (backplates)  
 If applicable emergency release (wc)

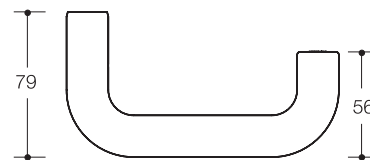
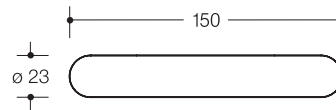
→ Components **from page 70**  
 → Fittings framed doors **page 168**  
 → Spindles, installation jigs **from page 199**  
 → Window handles **from page 216**  
 → Pull handles **from page 236**

## Model 111 E-technology



**Lever handle 111E** with roses or backplate  
**Polyamide** available HEWI colours see below  
**E-technology**

## Model 111.23 E-technology

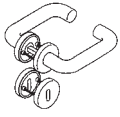
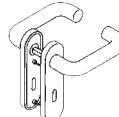

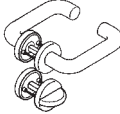
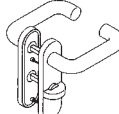
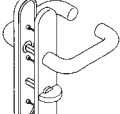
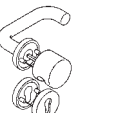


**Lever handle 111.23E** with roses or backplate  
**Polyamide** available HEWI colours see below  
**E-technology**

MATERIAL | COLOUR

### Available polyamide colours



Model 111E, 111.23E	Roses 305.20../305.23../306.23	Backplate 230.20.../230.23...	Backplate 235.20.../235.23...
<b>Standard door fitting</b>  E-technology ø 20 mm ø 23 mm	 111E01.130 111E01.230	 111E01.110 111E01.210	 111E01.170 111E01.270
<b>Vacant/engaged fitting</b>  E-technology ø 20 mm ø 23 mm	 111E02.130 111E02.230	 111E02.110 111E02.210	 111E02.170 111E02.270
<b>Apartment door fitting</b>  E-technology ø 20 mm ø 23 mm	 111E03.132 111E03.232		

System 111

**Standard door fitting page 179**

Further fitting-variations can be assembled from separate components **from page 72**

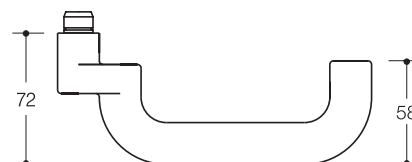
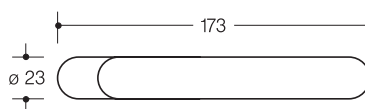
**ORDERING INFORMATION**

**Item Number**  
**Colour**  
**Square**  
**Door thickness**  
**Keyway**  
**If applicable distance (backplates)**  
**If applicable emergency release (wc)**

**CROSS-REFERENCES**

→ Components **page 72**  
 → Spindles, installation jigs **from page 199**  
 → Window handles **from page 216**  
 → Pull handles **from page 236**

## Model 114.23GK



**Lever handle 114.23GK** with roses


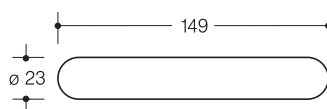
**Polyamide** available HEWI colours see below

**R-technology** EN 1906 class 4

DIN 18273 **F**

EN 179

## Model 115.23



**Lever handle 115.23** with roses

**Polyamide** available HEWI colours see below


**R-technology** EN 1906 class 4

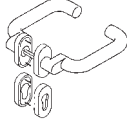





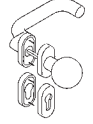



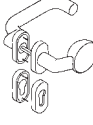







DIN 18273 **F**

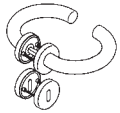





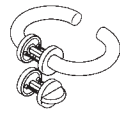
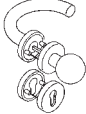



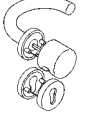



EN 179

### MATERIAL | COLOUR

#### Polyamide



Model 114.23GK	Roses 315.23.../316...
<b>Framed door fitting / Framed fire door fitting</b>	
class 4 	111R01.440
class 4  	111R11.440
class 4  	111R12.440
(with split spindle)	
<b>Apartment door fitting / Apartment fire door fitting</b>	
class 4 	111R03.443
class 4  	111R13.443
<b>Apartment door fitting / Apartment fire door fitting</b>	
class 4 	111R03.448
class 4  	111R13.448
<b>Fitting for framed doors / Fire door fitting for framed doors</b>	
class 4 	111R51.440
class 4  	111R52.440

Model 115.23	Roses 305.23.../306.23
<b>Standard door fitting / Fire door fitting</b>	
class 4 	111R01.530
class 4  	111R11.530
class 4  	111R12.530
(with split spindle)	
<b>Vacant/engaged fitting</b>	
class 4	111R02.530
<b>Apartment door fitting / Apartment fire door fitting</b>	
class 4 	111R03.533
class 4  	111R13.533
<b>Apartment door fitting / Apartment fire door fitting</b>	
class 4 	111R03.532
class 4  	111R13.532

**Standard door fitting page 179**

Further fitting-variations can be assembled from separate components **from page 70**

**ORDERING INFORMATION**

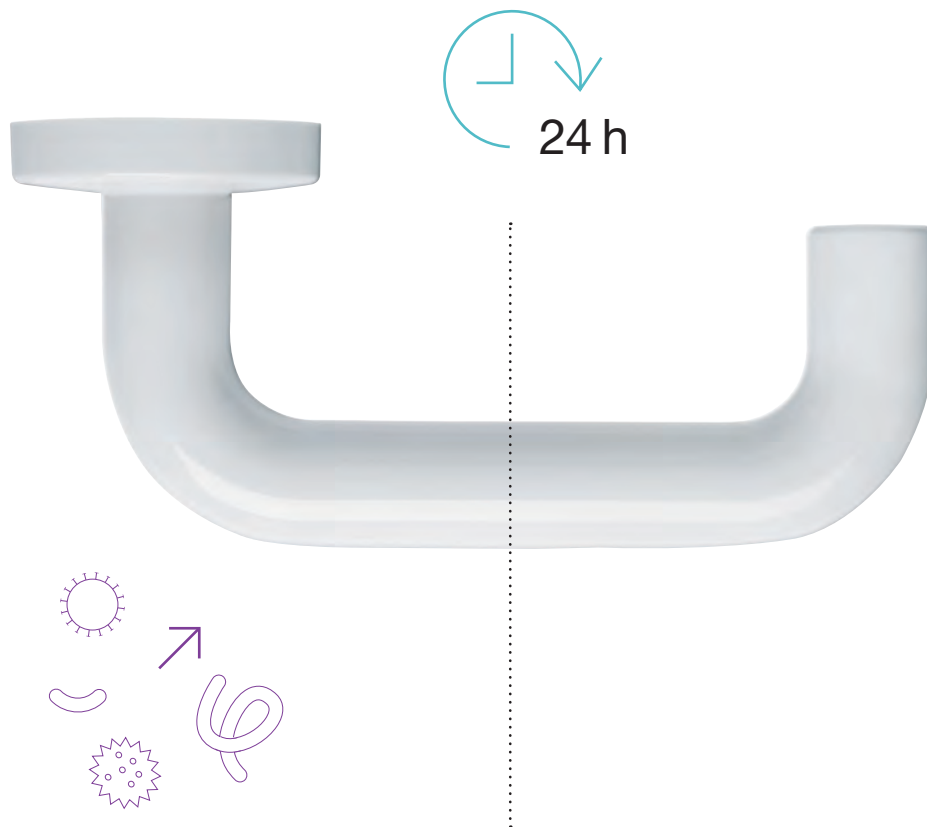
**Item Number**  
**Colour**  
**Square**  
**Door thickness**  
**Keyway**  
**If applicable emergency release (wc)**

**CROSS-REFERENCES**

→ Components **from page 70**  
 → Fittings framed doors **page 168**  
 → Spindles, installation jigs **from page 199**  
 → Window handles **from page 216**  
 → Pull handles **from page 236**

# HEWI *active*<sup>+</sup>

## More Hygiene with Antimicrobial Products



Multi-resistant germs are not only a problem in hospitals. Wherever large numbers of people congregate – whether in a cinema or in a stadium – the risk of infection is increased due to microbially contaminated surfaces. Regular cleaning and disinfection reduce the infection risk substantially. Additional protection is provided by products which have an antimicrobial effect.

- Antimicrobial products based on microsilver
- Microsilver is broadly effective against bacteria, yeasts and fungi as well as multiresistant pathogens (for example, MRSA and MRSE)
- Microsilver is incorporated uniformly in the polyamide during production and is therefore firmly bonded with the product; the antimicrobial effect is retained long-term
- Resistant to UV light and cleaning methods
- HEWI *active+* continuously reduces the number of unwanted germs on the product surface (after 24 h the germs are reduced by 99.9%)
- Certified efficacy (ISO 22196, CERTIKA)

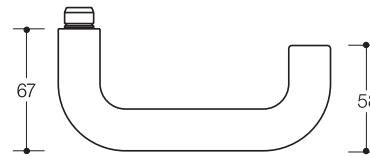
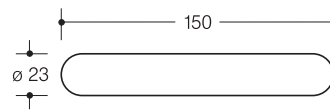


## Quality Certifications

---



## Model 111.23



**Lever handle 111.23R** with roses

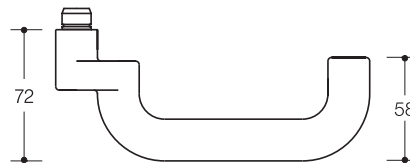
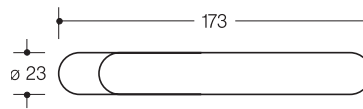
+ **Polyamide active+** in HEWI colour 98 (signal white)

**R-technology** EN 1906 class 4

DIN 18273 **F**

EN 179

## Model 114.23GK



**Lever handle 114.23GK** with roses

+ **Polyamide active+** in HEWI colour 98 (signal white)

**R-technology** EN 1906 class 4

DIN 18273 **F**

EN 179

MATERIAL | COLOUR

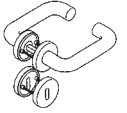
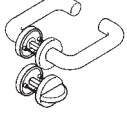
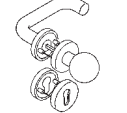
COLOUR INFORMATION

**Polyamide**

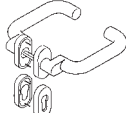
98

+ **HEWI active+** products are available in the HEWI colour 98 (signal white).

**HEWI active+**

Model 111.23R	Roses 305.23.../306.23
Standard door fitting/ Fire door fitting	 (+)
class 4 class 4	111PDR01.230 111PDR11.230
Vacant/engaged fitting	 (+)
class 4	111PDR02.230
Apartment door fitting / Apartment fire door fitting	 (+)
class 4 class 4	111PDR03.233 111PDR13.233

**HEWI active+**

Model 114.23GKR	Roses 315.23.../316...
Fire door fitting	 (+)
class 4	111PDR11.440

System 111

**Standard door fitting page 179**

Further fitting-variations can be assembled from separate components **page 73**

**Other HEWI active+ products**



**Push & pull handle**  
page 136



**Pull handles**  
from page 236



**Window handles**  
page 216



**Hooks**  
from page 296, 309



**Sanitary**  
from page 306

**ORDERING INFORMATION**

**Item Number**  
**Square**  
**Door thickness**  
**Keyway**  
**If applicable emergency release (WC)**

**CROSS-REFERENCES**

→ Components **page 73**  
→ Spindles, installation jigs **from page 199**  
→ Window handles **page 216**  
→ Pull handles **from page 236**

LEVER HANDLE

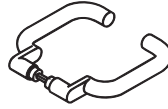
**Lever handle**  
R-technology, class 4  
**111R**  
**111RLT**



**Lever handle**  
R-technology, class 4  
**111.23R**  
**111.23RLT**



**Lever handle**  
R-technology, class 4  
**114.23GKR**  
**114.23GKRLT**



**Lever handle**  
R-technology, class 4  
**115.23R**  
**115.23RLT**



ROSES

**Rose**  
R-technology, class 4  
**305.20R**   
**305.20RKN**   
**305.23R**   
**305.23RKN**



**Special rose**  
for knob 122.23  
**305.122.23**



**Escutcheon/rose with turn knob**  
**306.23**  
**306.23KN**  
**306.23FS**   
**306.23FSKN**   
**306.23NR**



**Rose**  
R-technology  
**315.20R**   
**315.20RKN**   
**315.23R**   
**315.23RKN**



**Escutcheon**  
**316R**  
**316RKN**  
**316RFS**   
**316RFSKN**



SECURITY ESCUTCHEONS

**Security escutcheon**  
**306.23ES**   
**New 306.23ESRC**   
(ES1)



**Security escutcheon**  
with cylinder cover  
**306.23ESZ**   
**New 306.23ESZRC**   
(ES1)



**Spacer**  
f. sec. escutcheon 306.23ES/Z  
**306.23ESF**   
**306.23ESZF**



**Security escutcheon**  
with cylinder cover  
**316ES**   
**316ESZ**

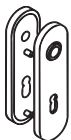


**Spacer**  
for security escutcheon  
**316ES**  
**316ESF**

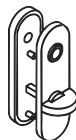


BACKPLATES

**Backplate**  
R-technology, class 4  
**230.20R**   
**230.20RKN**   
**230.23R**   
**230.23RKN**



**Backplate with turn knob**  
R-technology, class 4  
**230.20RNR**  
**230.23RNR**



**Backplate**  
R-technology, class 4  
**217.23R**   
**217.23RKN**



**Backplate with turn knob**  
R-technology, class 4  
**217.23RNR**



MATERIAL | COLOUR

**Polyamide | R-technology**


LEVER HANDLES | KNOBS

**R-technology** (class 4) – made of high-quality polyamide, ø 20 and ø 23 mm, with corrosion resistant steel insert, square spindle 8, 8.5, 9 or 10/8 mm reduced.

ROSES | BACKPLATES

**R-technology** (class 4) – made of high-quality polyamide, base made of polyamide-stainless steel composite, fixing material included.

KNOBS


**Knob**  
with recessed grip  
**122.23**  
**122.23LT**



**Knob, male part, fixed**  
R-technology, class 4  
**122.23FK**  
**122.23RFKST**



**Knob**  
R-technology, class 4  
**123.23R**  
**123.23RLT**



**Knob, male part, fixed**  
R-technology, class 4  
**123.23RFKST**



KNOBS

**Knob half fitting**  
R-technology, class 4  
**111K.33**  
with round rose 305.23  
**111K.13**  
with backplate 230.23  
**111K.43**  
with oval rose 315.23  
**111K.73**  
with backplate 235.23



shown with round /oval rose

**Knob half fitting**  
R-technology, class 4  
**130K.18**  
with backplate 230.23  
**130K.78**  
with backplate 235.23  
**130K.88**  
with backplate 217.23



shown with backplate 230.23

**Knob half fitting**  
R-technology, class 4  
**130K.48**  
with oval rose 315.23  
**130K.38**  
with round rose 305.23



shown with oval rose

**Backplate**  
R-technology, class 4  
**235.20R** **F**  
**235.20RKN** **F**  
**235.23R** **F**  
**235.23RKN** **F**



**Backplate w. turn knob**  
R-technology, class 4  
**235.20RNR**  
**235.23RNR**



**Backplate**  
R-technology, class 4  
**285.20R** **F**  
**285.20RKN** **F**  
**285.23R** **F**  
**285.23RKN** **F**



**Backplate with turn knob**  
R-technology, class 4  
**285.20RNR**  
**285.23RNR**



**ESCUTCHEONS**

made of high-quality polyamide, base made of polyamide, fixing material included.

**for fire protective doors** **F**

made of high-quality polyamide, base made of polyamide-stainless steel composite, fixing material included.

**ORDERING INFORMATION LEVER HANDLES | KNOBS**

**Item Number**  
**Colour**  
**Square**  
**Door thickness**

**ORDERING INFO. ROSES | BACKPLATES**

**Item Number**  
**Colour**  
**Door thickness**  
**Keyway**  
**If applicable emergency release (wc)**  
**If applicable distance (backplates)**

LEVER HANDLES | KNOBS

**Lever handle**  
E-technology  
**111E**  
**111ELT**  
**111EST**



**Lever handle**  
E-technology  
**111.23E**  
**111.23ELT**  
**111.23EST**



**Knob**  
with recessed grip  
**122.23**  
**122.23LT**



**Knob, male part, fixed**  
E-technology  
**122.23FK**  
**122.23EFKST**



ROSES

**Rose**  
E-technology  
**305.20E**  
**305.20EKN**  
**305.23E**  
**305.23EKN**



**Special rose**  
for knob 122.23  
**305.122.23**



**Escutcheon**  
**306.23**  
**306.23KN**



**Rose with turn knob**  
**306.23NR**

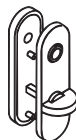


BACKPLATES

**Backplate**  
E-technology  
**230.20E**  
**230.20EKN**  
**230.23E**  
**230.23EKN**



**Backplate with turn knob**  
E-technology  
**230.20ENR**  
**230.23ENR**



**Backplate**  
E-technology  
**235.20E**  
**235.20EKN**  
**235.23E**  
**235.23EKN**

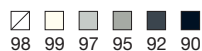


**Backplate with turn knob**  
E-technology  
**235.20ENR**  
**235.23ENR**



MATERIAL | COLOUR

**Polyamide | E-technology**



HEWI *active*\* products are available in the HEWI colour 98 (signal white).

LEVER HANDLES | KNOBS

**E-technology** – made of high-quality polyamide, ø 20 and ø 23 mm, with corrosion resistant steel insert, square spindle 8 mm.

**R-technology** (class 4) – polyamide, *active*\*, with square spindle 7, 8 or 8,5 mm and set screw M5 x 8.

ROSES | BACKPLATES

**E-technology** – made of high-quality polyamide, base made of polyamide, fixing material included.

**R-technology** (class 4) – polyamide, *active*\*, base made of polyamide-stainless steel composite, fixing material included.

LEVER HANDLES | KNOBS

**Lever handle *active*<sup>+</sup>**

R-technology, class 4

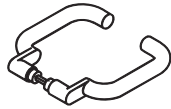
- + 111.23PDR
- + 111.23PDRLT



**Lever handle *active*<sup>+</sup>**

R-technology, class 4

- + 114.23PDR
- + 114.23PDRLT



**Knob half fitting *active*<sup>+</sup>**

- + 111PDK.33  
with round rose 305.23PDR
- + 111PDK.43  
with oval rose 315.23PDR



ROSES

**Rose *active*<sup>+</sup>**

R-technology, class 4

- + 305.23PDR F
- + 305.23PDRKN F



**Escutcheon *active*<sup>+</sup>**

- + 306.23PD
- + 306.23PDKN F
- + 306.23PDFS F
- + 306.23PDFSKN F



**Rose with turn knob *active*<sup>+</sup>**

- + 306.23PDNR



**Rose *active*<sup>+</sup>**

R-technology

- + 315.23PDR F
- + 315.23PDRKN F



**Escutcheon *active*<sup>+</sup>**

- + 316PDR
- + 316PDRKN F
- + 316PDRFS F
- + 316PDRFSKN F



System 111

**ESCUTCHEONS**

made of high-quality polyamide or polyamide *active*<sup>+</sup>, base made of polyamide, fixing material included.

**for fire protective doors F**

made of high-quality polyamide or polyamide *active*<sup>+</sup>, base made of polyamide-stainless steel composite, fixing material included.

**ORDERING INFORMATION LEVER HANDLES | KNOBS**

**Item Number**  
**Colour**  
**Square**  
**Door thickness**

**ORDERING INFO. ROSES | BACKPLATES**

**Item Number**  
**Colour**  
**Door thickness**  
**Keyway**  
**If applicable emergency release (wc)**  
**If applicable distance (backplates)**

## Range 130

[hewi.com/range130](http://hewi.com/range130)

Due to its ergonomic shape, Range 130 is a real "hand pleaser". The lever handle made of polyamide is reduced to the essential: pure ease of use. Range 130 is available in six selected HEWI colours (pure white, signal white, anthracite grey, sand, umber and jet black). The internal steel core increases stability. In combination with high-quality materials and perfected technology, lasting quality is guaranteed.



Model 133

# Range 130

## Pure Ease of Use

### DESIGN

HEWI, Bad Arolsen

### MATERIAL AND SURFACE

Polyamide with steel core in selected HEWI colours.

### POLYAMIDE

Standard door fittings	78 – 79
Components	80 – 81
Fittings for framed doors	168
Door half fittings	154
Window handles	218
Pull handle	240
Door accessories	260
Signage systems guide	263

Range 130



Model 133



# Range 130

## Pure Ease of Use



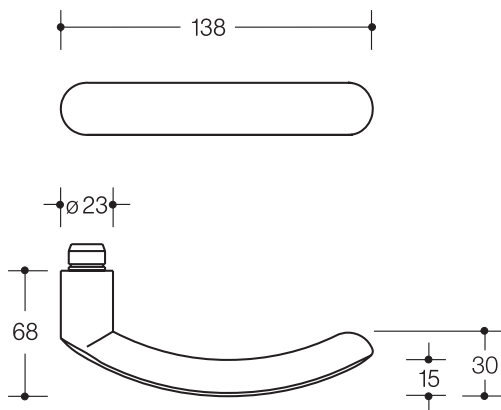


Range 130

# Model 133



Variant: white



**Lever handle 133** with roses or backplate  
**Polyamide** in selected HEWI colours see below  
**R-technology** EN 1906 class 4  
DIN 18273 **F**

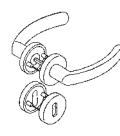
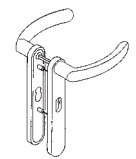

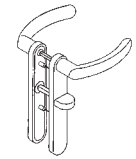
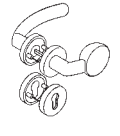
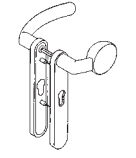
## MATERIAL | COLOUR

### Available polyamide colours

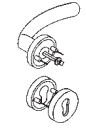
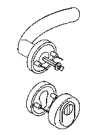




**Variant:** anthracite grey

Model 133	Roses 305.23.../306...	Backplate 217.23...
<b>Standard door fitting/ Fire door fitting</b>  class 4 class 4 <span style="border: 1px solid red; padding: 0 2px;">E</span> class 4 (with split spindle) <span style="border: 1px solid red; padding: 0 2px;">E</span>	  130R01.330 130R11.330 130R12.330	  130R01.380 130R11.380 130R12.380
<b>Vacant/engaged fitting</b>  class 4	  130R02.330	  130R02.380
<b>Apartment door fitting/ Apartment fire door fitting</b>  class 4 class 4 <span style="border: 1px solid red; padding: 0 2px;">E</span>	  130R03.338 130R13.338	  130R03.388 130R13.388

Range 130

<b>Half fitting with security escutcheon according to DIN 18257 ES1</b> New  class 4 <span style="border: 1px solid red; padding: 0 2px;">E</span>	  130R22.330
<b>Half fitting with security escutcheon according to DIN 18257 ES1 and cylinder cover</b> New  class 4 <span style="border: 1px solid red; padding: 0 2px;">E</span>	  130R23.330

**Standard door fitting page 179**

Further fitting-variations can be assembled from separate components **from page 80**

**ORDERING INFORMATION**

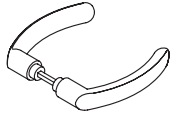
- Item Number**
- Colour**
- Square**
- Door thickness**
- Keyway**
- If applicable distance (backplates)**
- If applicable emergency release (WC)**
- Left- or right-handed (apartment door fittings)**

**CROSS-REFERENCES**

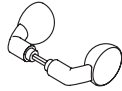
- Components **page 80**
- Fittings framed doors **page 168**
- Spindles, installation jigs **from page 199**
- Window handles **page 218**
- Pull handle **page 240**

LEVER HANDLES | KNOBS

**Lever handle**  
R-technology, class 4  
**133R**  
**133RLT**



**Knob**  
R-technology, class 4  
**138R**  
**138RLT**  
**138RFKST**



**Knob half fitting**  
**111K.33**  
with round rose 305.23  
**111K.13**  
with backplate 230.23  
**111K.43**  
with oval rose 315.23  
**111K.73**  
with backplate 235.23



shown with round rose

ROSES

**Rose**  
R-technology, class 4  
**305.23R** **F**  
**305.23RKN** **F**



**Escutcheon**  
**306.23**  
**306.23KN**  
**306.23FS** **F**  
**306.23FSKN** **F**



**Rose with turn knob**  
**306.23NR**



SECURITY ESCUTCHEONS

**Security escutcheon**  
**306.23ES** **F**  
**New 306.23ESRC** **F**  
(ES1)



**Security escutcheon**  
with cylinder cover  
**306.23ESZ** **F**  
**New 306.23ESZRC** **F**  
(ES1)



**Spacer**  
f. security escutcheon 306.23ES/Z  
**306.23ESF** **F**  
**306.23ESZF** **F**



BACKPLATES

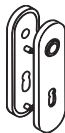
**Backplate**  
R-technology, class 4  
**217.23R** **F**  
**217.23RKN** **F**



**Backplate with turn knob**  
R-technology, class 4  
**217.23RNR**



**Backplate**  
R-technology, class 4  
**230.23R** **F**  
**230.23RKN** **F**



**Backplate with turn knob**  
R-technology, class 4  
**230.23RNR**



MATERIAL | COLOUR

**Available polyamide colours**  

 98 99 92 90 **New 86 84**

LEVER HANDLES | KNOBS

**R-technology**  
made of high-quality polyamide, with corrosion resistant steel insert, with square spindle 8, 8,5, 9 **F** or 10/8 mm reduced.

ROSES | BACKPLATES

**R-technology**  
made of high-quality polyamide, base made of polyamide-stainless steel composite, fixing material included.

**Knob half fitting**

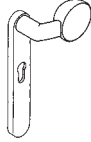
**130K.38**  
with round rose 305.23  
**130K.48**  
with oval rose 315.23



shown with oval rose

**Knob half fitting**

**130K.18**  
with backplate 230.23  
**130K.88**  
with backplate 217.23  
**130K.78**  
with backplate 235.23



shown with backplate 217.23

**Rose**

R-technology  
**315.23R** F  
**315.23RKN** F



**Escutcheon**

R-technology  
**316R**  
**316RKN**  
**316RFS** F  
**316RFSKN** F



**Security escutcheon**

**316ES** F



**Security escutcheon**

with cylinder cover  
**316ESZ** F



**Spacer**

for security escutcheon 316ES  
**316ESF** F



**Backplate**

R-technology, class 4

**235.23R** F  
**235.23RKN** F



**Backplate w. turn knob**

R-technology, class 4

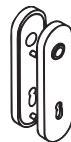
**235.23RNR**



**Backplate**

R-technology, class 4

**285.23R** F  
**285.23RKN** F



**Backplate with turn knob**

R-technology, class 4

**285.23RNR**



**ESCUTCHEONS**

Caps and base made of polyamide, fixing material included.

**for fire protective doors** F

made of high-quality polyamide, base made of polyamide-stainless steel composite, fixing material included.

**ORDERING INFORMATION LEVER HANDLES | KNOBS**

**Item Number**  
**Colour**  
**Square**  
**Door thickness**

**ORDERING INFO. ROSES | BACKPLATES**

**Door thickness**  
**Colour**  
**Keyway**  
**If applicable emergency release (wc)**  
**If applicable distance**

## System 162

[hewi.com/system162](http://hewi.com/system162)

The purist design concept of System 162 has a convincingly linear shape and perfected functionality. The characteristic design element of System 162 is the mitre cut. The System 162 lever handles are optionally made of high-quality, satin stainless steel or high-gloss polyamide, which is available in six selected HEWI colours.



# System 162

## Purist Aesthetic

### DESIGN

HEWI, Bad Arolsen/NOA, Aachen

### MATERIAL AND SURFACES

Hardware made of stainless steel satin or lever handle made of high-quality polyamide, with steel core in selected HEWI colours. Sanitary products made of stainless steel satin or high-quality chrome.

### STAINLESS STEEL

Standard door fittings	86 – 89
Components	90 – 91
Fittings for framed doors	166 – 167
Door half fittings	146
Knob half fittings	156
Window handles	210
Pull handles	230 – 233
Door accessories	260
Signage systems guide	262
Sanitary	304 – 305

### POLYAMIDE

Standard door fittings	92 – 93
Components	94
Door half fittings	155
Window handles	219
Door accessories	260
Signage systems guide	263



Model 162X



# System 162

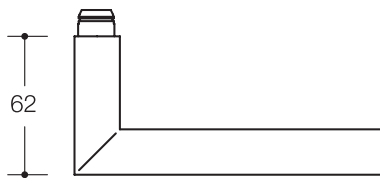
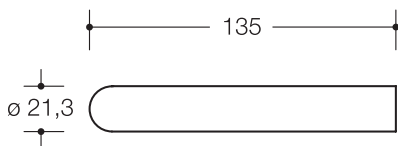
## Purist Aesthetic





System 162

## Model 162X



**Lever handle 162X** with roses  
**Stainless steel** satin  
**B-technology** EN 1906 class 3  
**H-technology** EN 1906 class 4  
DIN 18273 **F**

### MATERIAL | SURFACES

**Stainless steel**  
satin

Model 162X	Roses 305.21XAL/306.23XAL..	Roses 305.21X../306.23X..
<b>Standard door fitting / Fire door fitting</b>  class 3 class 4 class 4 <b>F</b> class 4 class 4 (with split spindle) <b>F</b>	  162XAL01.230 162XAL11.230	  162XAB01.230 162XAH01.230 162XAH11.230 162XAH12.230
<b>Vacant/engaged fitting</b>  class 3 class 4	  162XAL02.230	  162XAB02.230 162XAH02.230
<b>Vacant/engaged fitting with extended bar</b>  class 3 class 4		  162XAB05.230 162XAH05.230
<b>Apartment door fitting / Apartment fire door fitting</b>  class 3 class 4 class 4 <b>F</b>		  162XAB03.237 162XAH03.237 162XAH13.237
<b>Half fitting with security escutcheon acc. to DIN 18257 ES1 (and cylinder cover)</b> New  class 3 class 4	  162XAB22.230 162XAH22.230	  162XAH23.230
<b>Glass lever handle</b>  class 4	  162XAG01.230	  162XAG01.200

**Standard door fitting page 179**

Further fitting-variations can be assembled from separate components **from page 90**

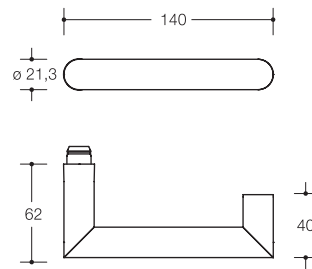
**ORDERING INFORMATION**

**CROSS-REFERENCES**

**Item Number**  
**Square**  
**Door thickness**  
**Keyway**  
**If applicable distance (backplates)**  
**If applicable emergency release (wc)**

→ Components **from page 90**  
 → Spindles, installation jigs **from page 199**  
 → Window handles **page 210**  
 → Pull handles **from page 230**

## Model 165X




**Lever handle 165X** with roses or backplate

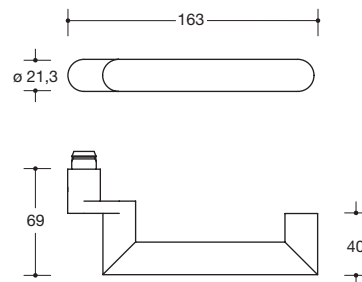
**Stainless steel** satin

**H-technology** EN 1906 class 4

DIN 18273 

EN 179 

## Model 166X




**Lever handle 166X** with roses

**Stainless steel** satin






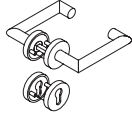
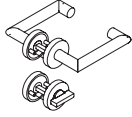

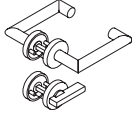



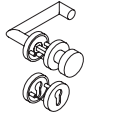
**H-technology** EN 1906 class 4






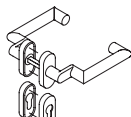



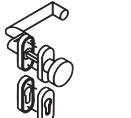



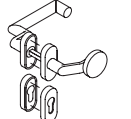



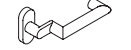
DIN 18273 

EN 179 

### MATERIAL | SURFACES

**Stainless steel**  
satin

Model 165X	Roses 305.21X../306.23X..
<b>Standard door fitting / Fire door fitting</b>  class 4  class 4   class 4 (with split spindle)  	  162XAH01.530 162XAH11.530 162XAH12.530
<b>Vacant/engaged fitting</b>  class 4	  162XAH02.530
<b>Vacant/engaged fitting with extended bar</b>   class 4	  162XAH05.530
<b>Apartment door fitting / Apartment fire door fitting</b>  class 4  class 4  	  162XAH03.537 162XAH13.537

Model 166X	Roses 315.21XAH/316XA...
<b>Framed door fitting / Framed fire door fitting</b>  class 4  class 4   class 4 (with split spindle)  	  162XAH01.640 162XAH11.640 162XAH12.640
<b>Apartment door fitting / Apartment fire door fitting</b>  class 4  class 4  	  162XAH03.647 162XAH13.647
<b>Apartment door fitting / Apartment fire door fitting</b>  class 4  class 4  	  162XAH03.646 162XAH13.646
<b>Fitting for framed doors / Apartment fire door fitting</b>  class 4  class 4  	  162XAH51.640 162XAH52.640

System 162

**Standard door fitting page 179**

Further fitting-variations can be assembled from separate components **from page 90**

**ORDERING INFORMATION**

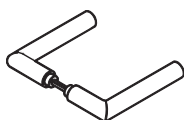
**Item Number**  
**Square**  
**Door thickness**  
**Keyway**  
**If applicable emergency release (wc)**

**CROSS-REFERENCES**

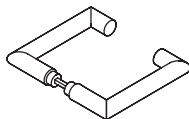
→ Components **page 90**  
 → Fittings framed doors **page 166**  
 → Spindles, installation jigs **from page 199**  
 → Window handles **page 210**  
 → Pull handles **from page 230**

LEVER HANDLE

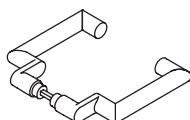
**Lever handle**  
B/H-technology, class 3/4  
**162XAB**  
**162XABLT**  
**162XAH**  
**162XAHLT**



**Lever handle**  
H-technology, class 4  
**165XAH**  
**165XAHLT**



**Lever handle**  
H-technology, class 4  
**166XAH**  
**166XAHLT**



ROSES

**Rose**  
B/H-technology, class 3/4  
**305.21XAB**  
**305.21XABKN**  
**305.21XAH**  
**305.21XAHKN**  
  
**305.21XAL**  
with flates roses



**Rose**  
for glass doors  
**305.21XAHGL**




**Escutcheon**  
**306.23XA**  
**306.23XAKN**  
**306.23XAFS** **F**  
**306.23XAFSKN** **F**  
  
**306.23XAL**  
with flates roses



**Rose with turn knob**  
**306.23XANR**  
  
**306.23XALNR**  
with flates roses



**Rose with turn knob, accessibility**  
with extended bar  
**306.23XANB**



SECURITY ESCUTCHEONS

**Security escutcheon**  
**306.23XAES** **F**  
**New 306.23XAESRC** **F**  
(ES1)



**Security escutcheon**  
with cylinder cover  
**306.23XAESZ** **F**  
**N. 306.23XAESZRC** **F**  
(ES1)



**Security escutcheon**  
**316XAES** **F**

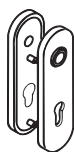


**Security escutcheon**  
with cylinder cover  
**316XAESZ** **F**

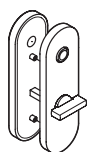


BACKPLATES

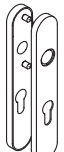
**Backplate**  
B/H-technology, class 3/4  
**230.21XAB**  
**230.21XABKN**  
**230.21XAH** **F**  
**230.21XAHKN** **F**



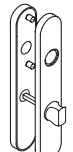
**Backplate with turn knob**  
B/H-technology, class 3/4  
**230.21XABNR**  
**230.21XAHNR**



**Backplate**  
H-technology  
**219.21XAH\*** **F**  
**219.21XAHKN\*** **F**



**Backplate with turn knob**  
H-technology  
**219.21XAHNR\***



MATERIAL | SURFACES

Stainless steel – satin

LEVER HANDLES | KNOBS

**B-technology** (cl. 3) – stainless steel, ø 21,3 mm, with square spindle 7, 8 or 8,5 mm and set screw M5 x 8.

**H-technology** (cl. 4) – stainless steel, ø 21,3 mm, square spindle 8, 8,5, 9 **F** or 10/8 mm reduced and set screw M5 x 8.

ROSES | BACKPLATES

**B-technology** (cl. 3) – made of stainless steel, base made of polyamide/stainless steel composite with spring assistance, fixing material included

**H-technology** (cl. 4) – made of stainless steel, base made of polyamide/stainless steel composite with spring assistance, fixing material included.

**KNOBS**

**Knob, female part**  
H-technology, class 4  
**106XAHLT**



**Knob, male part, fixed**  
H-technology, class 4  
**162XAH53.036**  
with round rose 305.21X  
**162XAH53.016**  
with backplate 230.21X  
**162XAH53.046**  
with oval rose 315.21XA  
**162XAH53.056**  
with backplate 219.21X



shown with round rose

**Knob, female part**  
H-technology, class 4  
**107XAHLT**



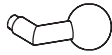
**Knob, male part, fixed**  
H-technology, class 4  
**162XAH53.037**  
with round rose 305.21X  
**162XAH53.017**  
with backplate 230.21X  
**162XAH53.047**  
with oval rose 315.21XA  
**162XAH53.057**  
with backplate 219.21X



shown with round rose

**KNOBS**

**Knob, female part**  
H-technology, class 4  
**108XAHLT**



**Knob, male part, fixed**  
H-technology, class 4  
**111XAH53.038**  
with round rose 305.21X  
**111XAH53.048**  
with oval rose 315.21X  
**111XAH53.018**  
with backplate 230.21X  
**111XAH53.058**  
with backplate 219.21X



shown with round rose

**Knob, female part**  
H-technology, class 4  
**109XAHLT**



**Knob, male part, fixed**  
H-technology, class 4  
**111XAH53.039**  
with round rose 305.21X  
**111XAH53.019**  
with backplate 230.21X  
**111XAH53.049**  
with oval rose 315.21X  
**111XAH53.059**  
with backplate 219.21X



shown with round rose

**ROSES F. FRAMED DOORS**

**Rose**  
H-technology, class 4  
**315.21XAH** **F**  
**315.21XAHKN** **F**

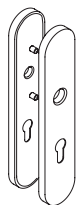


**Escutcheon**  
**316XAH**  
**316XAHKN**  
**316XAHFS** **F**  
**316XAHFSKN** **F**



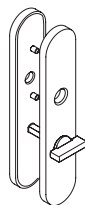
**Backplate**  
H-technology

**235.21XAH\*** **F**  
**235.21XAHKN\*** **F**



**Backplate with turn knob**  
H-technology

**235.21XAHNR\***



**ESCUTCHEONS**

caps made of stainless steel, base made of polyamide, fixing material included.

**for fire protective doors** **F**

made of stainless steel, base made of polyamide-stainless steel composite, fixing material included.

\* **Note for backplates** - without spring assistance.

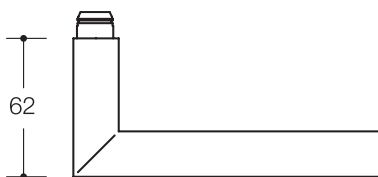
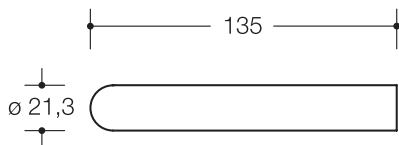

**ORDERING INFORMATION LEVER HANDLES | KNOBS**

**Item Number**  
**Square**  
**Door thickness**

**ORDERING INFO. ROSES | BACKPLATES**

**Item Number**  
**Door thickness**  
**Keyway**  
**If applicable emergency release (wc)**  
**If applicable distance (backplates)**

# Model 162.21P



**Lever handle 162.21P** with roses  
**Polyamide** in selected HEWI colours see below  
**B-technology** EN 1906 class 3  
**H-technology** EN 1906 class 4  
DIN 18273 **F**

## MATERIAL | COLOUR

### Available polyamide colours

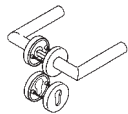
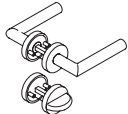
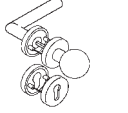
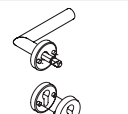
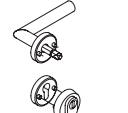




Variant: anthracite grey



Variant: jet black

Model 162.21P	Roses 305.21P.../306.23
<b>Standard door fitting/ Fire door fitting</b>  class 3 class 4 class 4 <span style="border: 1px solid red; padding: 0 2px;">F</span> class 4 (with split spindle) <span style="border: 1px solid red; padding: 0 2px;">F</span>	  162PCB01.230 162PCH01.230 162PCH11.230 162PCH12.230
<b>Vacant/engaged fitting</b>  class 3	  162PCB02.230
<b>Apartment door fitting/ Apartment fire door fitting</b>  class 4 class 4 <span style="border: 1px solid red; padding: 0 2px;">F</span>	  162PCH03.233 162PCH13.233
<b>Half fitting with security escutcheon according to DIN 18257 ES1</b> New  class 3 <span style="border: 1px solid red; padding: 0 2px;">F</span> class 4 <span style="border: 1px solid red; padding: 0 2px;">F</span>	  162PCB22.230 162PCH22.230
<b>Half fitting with security escutcheon according to DIN 18257 ES1 and cylinder cover</b> New  class 4 <span style="border: 1px solid red; padding: 0 2px;">F</span>	  162PCH23.230

System 162

**Standard door fitting page 179**

Further fitting-variations can be assembled from separate components **page 94**

**ORDERING INFORMATION**

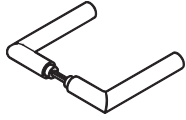
- Item Number
- Colour
- Square
- Door thickness
- Keyway
- If applicable emergency release (wc)
- Left- or right-handed (apartment door fitting)

**CROSS-REFERENCES**

- Components **page 94**
- Spindles, installation jigs **from page 199**
- Window handles **page 219**

LEVER HANDLES | KNOBS

**Lever handle**  
B/H-technology, class 3/4  
**162.21PCB**  
**162.21PCBLT**  
**162.21PCH**  
**162.21PCHLT**



**Knob half fitting**  
**111K.33**  
with round rose 305.23  
**111K.13**  
with backplate 230.23  
**111K.43**  
with oval rose 315.23



shown with round rose

**Knob half fitting**  
**130K.38**  
with round rose 305.23  
**130K.18**  
with backplate 230.23  
**130K.48**  
with oval rose 315.23



shown with oval rose

ROSES

**Rose**  
B/H-technology, class 3/4  
**305.21PCB**  
**305.21PCBKN**  
**305.21PCH** **F**  
**305.21PCHKN** **F**



**Escutcheon**  
**306.23**  
**306.23KN**  
**306.23FS** **F**  
**306.23FSKN** **F**



**Rose with turn knob**  
**306.23NR**



**Rose**  
H-technology  
**315.21PCH** **F**  
**315.21PCHKN** **F**



**Escutcheon**  
R-techn., for framed doors  
**316R**  
**316RKN**  
**316RFS** **F**  
**316RFSKN** **F**



SECURITY ESCUTCHEONS

**Security escutcheon**  
**306.23ES** **F**  
**New 306.23ESRC** **F**  
(ES1)



**Security escutcheon**  
with cylinder cover  
**306.23ESZ** **F**  
**New 306.23ESZRC** **F**  
(ES1)



**Spacer**  
f. sec. escutcheon 306.23ES/Z  
**306.23ESF** **F**  
**306.23ESZF** **F**



**Security escutcheon**  
without/with cylinder cover  
**316ES** **F**  
**316ESZ** **F**

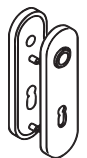


**Spacer**  
for sec. escutcheon 316ES  
**316ESF** **F**

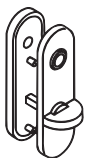


BACKPLATES

**Backplate**  
B/H-technology, class 3/4  
**230.21PCB**  
**230.21PCBKN**  
**230.21PCH** **F**  
**230.21PCHKN** **F**



**Backplate with turn knob**  
B/H-technology, class 3/4  
**230.21PCBNR**  
**230.21PCHNR**



MATERIAL | COLOUR

Available polyamide colours



LEVER HANDLES | KNOBS

**B-technology** (cl. 3) – made of polyamide, ø 21,3 mm, with square spindle 7, 8 or 8,5mm and set screw M5 x 8.

**H-technology** (cl. 4) – made of polyamide, ø 21,3 mm, with square spindle 8, 8,5, 9 **F** or 10/8 mm reduced and set screw M5x8.

ROSES | BACKPLATES

**B-technology** (cl. 3) – made of polyamide, base made of polyamide, fixing material included.

**H-technology** (cl. 4) – made of polyamide, base made of polyamide-stainless steel composite, fixing material included.

**ESCUTCHEONS**

made of high-quality polyamide, base made of polyamide, fixing material included.

**for fire protective doors F**

made of high-quality polyamide, base made of polyamide-stainless steel composite, fixing material included.

**ORDERING INFORMATION LEVER HANDLES | KNOBS**

**Item Number**  
**Colour**  
**Square**  
**Door thickness**

**ORDERING INFO. ROSES | BACKPLATES**

**Item Number**  
**Door thickness**  
**Keyway**  
**If applicable emergency release (wc)**  
**If applicable distance (backplates)**

## Range 170

[hewi.com/range170](http://hewi.com/range170)

The Range 170 lever handle is characterised by its simple, reduced shape and classic lines. The curved shape of the range is optimally matched to the movement of the hand on opening and closing the door. The fittings enable flexible and secure use. The curve, which ends facing the door leaf, enables reliable gripping. Range 170 is made of satin stainless steel.



# Range 170

## Classic Lines

### DESIGN

HEWI, Bad Arolsen

### MATERIAL AND SURFACE

Stainless steel satin

### STAINLESS STEEL


Standard door fittings	100 – 101
Components	102 – 103
Fittings for framed doors	167
Door half fittings	147
Window handles	211
Door accessories	260
Signage systems guide	262



Range 170

Model 173X

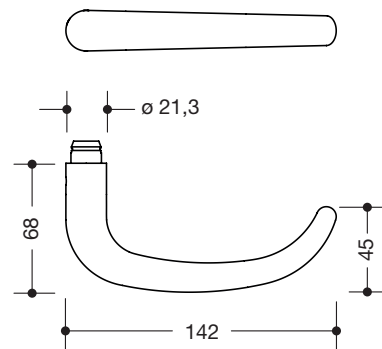
# System 170 Classic Lines







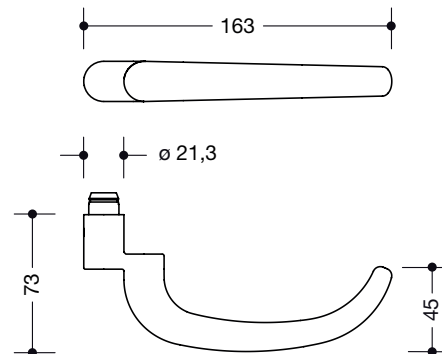
Range 170



## Model 173X



**Lever handle 173X** with roses  
**Stainless steel** satin  
**B-technology** EN 1906 class 3  
**H-technology** EN 1906 class 4  
DIN 18273   
EN 179 















## Model 174X









**Lever handle 174X** with roses  
**Stainless steel** satin  
**H-technology** EN 1906 class 4  
DIN 18273   
EN 179 

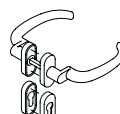





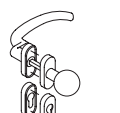



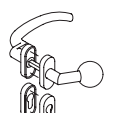







### MATERIAL | SURFACES

**Stainless steel**  
satin

Model 173X	Roses 305.21XA../306.23XA..
Standard door fitting / Fire door fitting	
class 3	170XAB01.330
class 4	170XAH01.330
class 4  	170XAH11.330
class 4 (with split spindle)  	170XAH12.330
Vacant/engaged fitting	
class 3	170XAB02.330
Apartment door fitting / Apartment fire door fitting	
class 4 	170XAH03.339
class 4  	170XAH13.339
Fitting for framed doors / Fire door fitting for framed doors <b>New</b>	
class 4 	170XAH51.340
class 4  	170XAH52.340

Half fitting with security escutcheon according to DIN 18257 ES1 <b>New</b>	
class 3	170XAB22.330
class 4 	170XAH22.330
Half fitting with security escutcheon acc. to DIN 18257 ES1 and cylinder cover <b>New</b>	
class 4  	170XAH23.330

Glass lever handle		
class 4	170XAG01.330	170XAG01.300

Model 174X	Roses 315.23XAH/316XAH
Framed door fitting / Framed fire door fitting	
class 4 	170XAH01.440
class 4  	170XAH11.440
class 4 (with split spindle)  	170XAH12.440
Apartment door fitting / Apartment fire door fitting	
class 4 	170XAH03.449
class 4  	170XAH13.449
Apartment door fitting / Apartment fire door fitting	
class 4 	170XAH03.448
class 4  	170XAH13.448
Fitting for framed doors / Fire door fitting for framed doors	
class 4 	170XAH51.440
class 4  	170XAH52.440

Range 170

**Standard door fitting page 179**

Further fitting-variations can be assembled from separate components **from page 102**

**ORDERING INFORMATION**

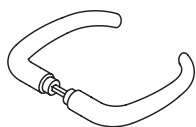
Item Number  
 Square  
 Door thickness  
 Keyway  
 If applicable distance (backplates)  
 If applicable emergency release (wc)

**CROSS-REFERENCES**

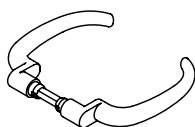
→ Components **from page 102**  
 → Fittings framed doors **page 167**  
 → Spindles, installation jigs **from page 199**  
 → Window handles **page 211**

LEVER HANDLE

**Lever handle**  
B/H-technology, class 3/4  
**173XAB**  
**173XABLT**  
**173XAH**  
**173XAHLT**



**Lever handle**  
**174XAH**  
**174XAHLT**



ROSES

**Rose**  
for 173X, B/H-technology  
**305.21XAB**  
**305.21XABKN**  
**305.21XAH** **F**  
**305.21XAHKN** **F**



**Rose**  
for 173X, for glass doors  
**305.21XAHGL**



**Escutcheon**  
**306.23XA**  
**306.23XAKN**  
**306.23XAFS** **F**  
**306.23XAFSKN** **F**



**Rose with turn knob**  
**306.23XANR**



SECURITY ESCUTCHEONS

**Security escutcheon**  
**306.23XAES** **F**  
**New 306.23XAESRC** **F**  
(ES1)



**Security escutcheon**  
with cylinder cover  
**306.23XAESZ** **F**  
**N. 306.23XAESZRC** **F**  
(ES1)



**Security escutcheon**  
**316XAES** **F**



**Security escutcheon**  
with cylinder cover  
**316XAESZ** **F**

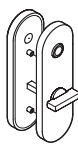


BACKPLATES

**Backplate**  
for 173X, class 3/4  
**230.21XAB**  
**230.21XABKN**  
**230.21XAH** **F**  
**230.21XAHKN** **F**



**Backplate with turn knob**  
for 173X, class 3/4  
**230.21XABNR**  
**230.21XAHNR**



MATERIAL | SURFACES

**Stainless steel**  
satin

LEVER HANDLES | KNOBS

**B-technology** (class 3) – stainless steel,  
ø 21,3 mm, with square spindle 7, 8 or 8,5 mm  
and set screw M5x8.

**H-technology** (class 4) – stainless steel,  
ø 21,3 mm, with square spindle 8, 8,5, 9 **F**  
or 10/8 mm reduced and set screw M5x8.

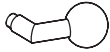
ROSES | BACKPLATES

**B-technology** (cl. 3) – made of stainless steel,  
base made of polyamide/stainless steel composite  
with spring assistance, fixing material included.

**H-technology** (cl. 4) – made of stainless steel,  
made of polyamide/stainless steel composite with  
spring assistance, fixing material included.

**KNOBS**

**Knob, female part**  
H-technology, class 4  
**108XAHLT**



**Knob, male part, fixed**  
H-technology, class 4  
**111XAH53.038**  
with round rose 305.21XA..  
**111XAH53.048**  
with oval rose 315.21XA..  
**111XAH53.018**  
with backplate 230.21XA...



shown with round rose

**Knob, female part**  
H-technology, class 4  
**109XAHLT**



**Knob, male part, fixed**  
H-technology, class 4  
**111XAH53.039**  
with round rose 305.21XA..  
**111XAH53.049**  
with oval rose 315.21XA..  
**111XAH53.019**  
with backplate 230.21XA...



shown with round rose

**KNOBS**

**Knob, female part**  
H-technology, class 4  
**106XAHLT**



**Knob, male part, fixed**  
H-technology, class 4  
**162XAH53.036**  
with round rose 305.21X  
**162XAH53.016**  
with backplate 230.21X  
**162XAH53.046**  
with oval rose 315.21XA  
**162XAH53.056**  
with backplate 219.21X



shown with round rose

**Knob, female part**  
H-technology, class 4  
**107XAHLT**



**Knob, male part, fixed**  
H-technology, class 4  
**162XAH53.037**  
with round rose 305.21X  
**162XAH53.017**  
with backplate 230.21X  
**162XAH53.047**  
with oval rose 315.21XA  
**162XAH53.057**  
with backplate 219.21X



shown with round rose

**ROSES F. FRAMED DOORS**

**Rose**  
for 174X, H-technology  
**315.21XAH** **F**  
**315.21XAHKN** **F**



**Escutcheon**  
**316XAH**  
**316XAHKN**  
**316XAHFS** **F**  
**316XAHFSKN** **F**



Range 170

**ESCUTCHEONS**

caps made of stainless steel, base made of polyamide, fixing material included.

**for fire protective doors** **F**

made of stainless steel, base made of polyamide-stainless steel composite, fixing material not included.

**ORDERING INFORMATION LEVER HANDLES | KNOBS**

**Item Number**  
**Square**  
**Door thickness**

**ORDERING INFO. ROSES | BACKPLATES**

**Item Number**  
**Door thickness**  
**Keyway**  
**If applicable emergency release (wc)**  
**If applicable distance (backplates)**

## Range 180



[hewi.com/range180](http://hewi.com/range180)

Range 180 stands for rectilinear architecture. The design of the hardware is based on basic geometric shapes and lends the range its clear character. The lever handles are made of solid, satin stainless steel. Fine glass lends the Range 180 design variant a luxurious look and feel. Coloured glass is applied directly on the stainless steel lever handle. The glass variant of Range 180 is available in white or black.



Model 185X

# Range 180

## Clear Geometry

### DESIGN

HEWI, Bad Arolsen

### MATERIAL AND SURFACE

Stainless steel satin or stainless steel with glass applications.

### STAINLESS STEEL

Standard door fittings	108 – 111
Components	112 – 113
Door half fittings	148 – 149
Window handles	212 – 213
Pull handles	224
Door accessories	260
Signage systems guide	262




Model 185XO



Range 180

# Range 180

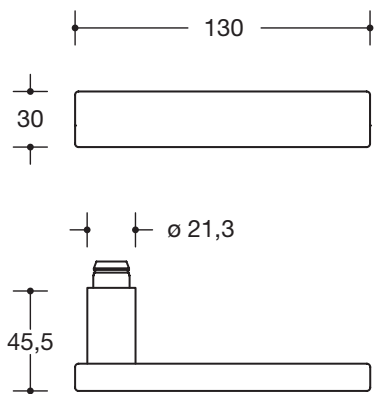
## Clear Geometry





Range 180

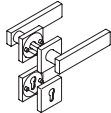
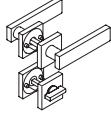
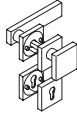
# Model 185X

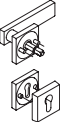
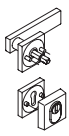


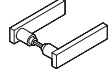
**Lever handle 185X** with roses  
**Stainless steel** satin  
**B-technology** EN 1906 class 3  
**H-technology** EN 1906 class 4  
DIN 18273 **F**

## MATERIAL | SURFACES

**Stainless steel**  
satin

<b>Model 185X</b>	<b>Roses 307.21XA../308XA..</b>
<b>Standard door fitting</b>	
class 3 class 4	180XAB01.5A0 180XAH01.5A0
<b>Vacant/engaged fitting</b>	
class 3	180XAB02.5A0
<b>Apartment door fitting</b>	
class 4	180XAH03.5A5

<b>Half fitting with security escutcheon according to DIN 18257 ES1</b> <b>New</b>	
class 3 class 4	180XAB22.5A0 180XAH22.5A0
<b>Half fitting with security escutcheon acc. to DIN 18257 ES1 and cylinder cover</b> <b>New</b>	
class 4	180XAH23.5A0

<b>Model 185X</b>	
<b>Glass lever handle</b>	
class 4	180XAG01.500

**Standard door fitting page 179**

Further fitting-variations can be assembled from separate components **from page 112**

**ORDERING INFORMATION**

**Item Number**  
**Square**  
**Door thickness**  
**Keyway**  
**If applicable emergency release (WC)**

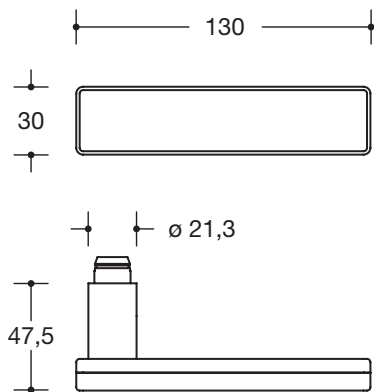
**CROSS-REFERENCES**

→ Components **from page 112**  
→ Spindles, installation jigs **from page 199**  
→ Window handles **page 212**  
→ Pull handles **page 224**

# Model 185XO



**Variant:** white



<b>Lever handle 185XO</b>	with roses
<b>Stainless steel</b>	satin
<b>Safetysglass</b>	white, black
<b>B-technology</b>	EN 1906 class 3

## MATERIAL | SURFACES

**Stainless steel**  
satin

**Glass**  
in white and black



**Variant:** black

Model 185XO with glass	Roses 307.21XAB/308XA..
Standard door fitting  class 3	 180XOB01.5A0
Vacant/engaged fitting  class 3	 180XOB02.5A0
Half fitting with security escutcheon according to DIN 18257 ES1 <b>New</b>  class 3	 180XOB22.5A0
Half fitting with security escutcheon according to DIN 18257 ES1 and cylinder cover <b>New</b>  class 3	 180XOB23.5A0

**Standard door fitting page 179**

Further fitting-variations can be assembled from separate components from page 112

**ORDERING INFORMATION**

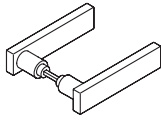
- Item Number
- If applicable colour of the glass
- Square
- Door thickness
- Keyway
- If applicable emergency release (WC)

**CROSS-REFERENCES**

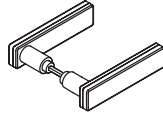
- Components page 112
- Spindles, installation jigs from page 199
- Window handles page 213
- Pull handles page 224

LEVER HANDLES | KNOBS

**Lever handle, st. steel**  
 B/H-technology, class 3/4  
**185XAB**  
**185XABLT**  
**185XAH**  
**185XAHLT**



**Lever handle, glass**  
 B-technology, class 3  
**185XOB**  
**185XOBLT**



ROSES

**Rose**  
 B/H-technology, class 3/4  
**307.21XAB**  
**307.21XABKN**  
**307.21XAH** **F**  
**307.21XAHKN** **F**



**Escutcheon**  
**308XA**  
**308XAKN**  
**308XAFS** **F**  
**308XAFSKN** **F**



**Rose with turn knob**  
**308XANR**



SECURITY ESCUTCHEONS

**Security escutcheon**  
 without cylinder cover  
**308XAES** **F**  
 New **308XAESRC** **F**  
 (ES1)



**Security escutcheon**  
 with cylinder cover  
**308XAESZ** **F**  
 New **308XAESZRC** **F**  
 (ES1)



**Security escutcheon**  
 without cylinder cover  
**306.23XAES** **F**  
**306.23XAESRC** **F**

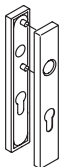


**Security escutcheon**  
 with cylinder cover  
**306.23XAESZ** **F**  
**306.23XAESZRC** **F**

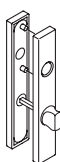


BACKPLATES

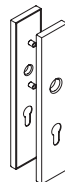
**Backplate**  
 H-technology  
**220.21XAH\*** **F**  
**220.21XAHKN\*** **F**



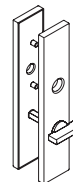
**Backplate with turn knob**  
 H-technology  
**220.21XAHNR\***



**Backplate**  
 H-technology  
**236.21XAH\*** **F**  
**236.21XAHKN\*** **F**



**Backplate with turn knob**  
 H-technology  
**236.21XAHNR\***



MATERIAL | SURFACES

**Stainless steel**  
 satin

LEVER HANDLES | KNOBS

**B-technology** (class 3) – made of stainless steel, with square spindle 7, 8 or 8,5 mm and set screw M5 x 8.

**H-technology** (class 4) – made of stainless steel, with square spindle 8, 8,5 or 10/8 mm reduced and set screw M5 x 8.

ROSES | BACKPLATES

**B-technology** (class 3) – made of stainless steel, base made of polyamide/stainless steel composite with spring assistance, fixing material included.

**H-technology** (class 4) – made of stainless steel, base made of polyamide/stainless steel composite with spring assistance, fixing material included.



**Knob, female part**  
H-technology, class 4  
**105XAHLT**



**Knob, male part, fixed**  
H-technology, class 4  
**100XAH53.0A5**  
with square rose 307.21XAHLN  
**100XAH53.0B5**  
with rectang. rose 317.21XAHKN  
**100XAH53.0C5**  
with backplate 220.21XAHKN





shown with square rose

**Rose**  
B/H-technology, class 3/4  
**305.21XAB**  
**305.21XABKN**  
**305.21XAH**   
**305.21XAHKN** 



**Rose**  
for glass doors  
**305.21XAHGL**



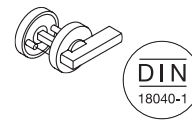
**Escutcheon**  
**306.23XA**  
**306.23XAKN**  
**306.23XAFS**   
**306.23XAFSKN** 



**Rose with turn knob**  
**306.23XANR**



**Rose with turn knob, accessibility**  
with extended bar  
**306.23XANB**



**ESCUTCHEONS | BACKPLATES**  
caps made of stainless steel, base made of polyamide, fixing material included.

\* **Note for backplates** – without spring assistance.

**ORDERING INFORMATION LEVER HANDLES | KNOBS**

**Item Number**  
**Square**  
**Door thickness**

**ORDERING INFORMATION ROSES**

**Item Number**  
**Door thickness**  
**Keyway**  
**If applicable emergency release (wc)**  
**If applicable distance (backplates)**

## Range 250

[hewi.com/range250](http://hewi.com/range250)

The new Range 250 hardware has a convincingly dynamic style. The convex surfaces refract light. This produces vivid reflection, thereby emphasising the dynamic design of the lever handle. Fine radii enable ergonomic gripping. Range 250 is made of high-quality stainless steel. The surface is available with optional satin or mirror-polished finish.



Model 251X

# Range 250

## Dynamic Style

### DESIGN

Giancarlo Raddi, Florence

### MATERIAL AND SURFACE

Stainless steel satin or mirror polished

### STAINLESS STEEL

Standard door fittings	118 – 119
Components	120
Door half fittings	150
Window handle	214
Door accessories	260
Signage systems guide	262



Model 251X



Range 250

# Range 250

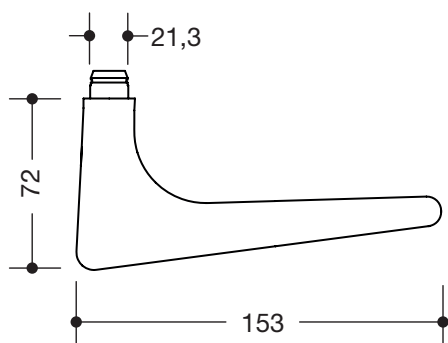
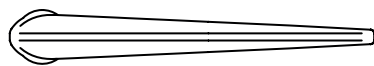
## Dynamic Style





Range 250

# Model 251X



<b>Lever handle 251X</b>	with roses
<b>Stainless steel</b>	satin, mirror polished*
<b>Flat roses**</b>	EN 1906 class 4 DIN 18273 <b>F</b>
<b>B-technology</b>	EN 1906 class 3
<b>H-technology</b>	EN 1906 class 4 DIN 18273 <b>F</b>

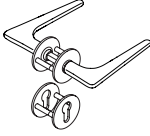

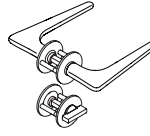
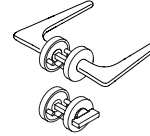
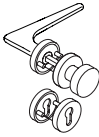
## MATERIAL | SURFACES

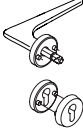
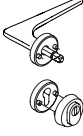
**Stainless steel**  
satin, mirror polished\*

## FLAT ROSES

satin, mirror polished\*

\*\*  
When choosing the lock cylinder length  
please note the overall depth of the flat roses  
(3 mm each side)

Model 251X	Flat roses 305.21XAL/306.23XAL..	Roses 305.21XA../306.23XA..
<b>Standard door fitting/ Fire door fitting</b>  class 3 class 4 class 4 <b>F</b> class 4 (with split spindle) <b>F</b>	  250XAL01.130 250XAL11.130	  250XAB01.130 250XAH01.130 250XAH11.130  250XAH12.130
<b>Vacant/engaged fitting</b>  class 3 class 4	  250XAL02.130	  250XAB02.130
<b>Apartment door fitting/ Apartment fire door fitting</b>  class 4 class 4 <b>F</b>		  250XAH03.137 250XAH13.137

Model 251X	Roses 305.21XA../306.23XA..
<b>Half fitting with security escutcheon according to DIN 18257 ES1</b> <b>New</b>  class 3 class 4	  250XAB22.130 250XAH22.130
<b>Half fitting with security escutcheon acc. to DIN 18257 ES1 and cylinder cover</b> <b>New</b>  class 4	  250XAH23.130

**Standard door fitting page 179**

Further fitting-variations can be assembled from separate components **page 120**

**PRICE INFORMATION**

\*  
**Surface C = mirror polished**  
 only available for standard door and vacant/engaged fittings with roses in B- and H-technology. Further fitting-variations can be assembled from separate components.

**Example**  
 250XAL01.130 satin  
 250XCL01.130 mirror polished

**ORDERING INFORMATION**

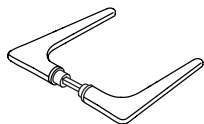
**Item Number**  
**Please advise surface finish when ordering**  
**Square**  
**Door thickness**  
**Keyway**  
**If applicable emergency release (wc)**  
**Left- or right-handed**

**CROSS-REFERENCES**

→ Components **page 120**  
 → Spindles, installation jigs **from page 199**  
 → Window handle **page 214**

LEVER HANDLES | KNOBS

**Lever handle**  
B/H-technology, class 3/4  
**251XAB**  
**251XABLT**  
**251XAH**  
**251XAHLT**



**Knob, male part, fixed**  
H-technology, class 4  
**162XAH53.037**

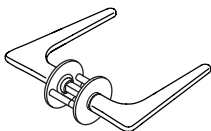


**Knob, female part**  
H-technology, class 4  
**107XAHLT**



FLAT ROSES

**Lever handle w. flat rose**  
class 4  
**250XAL06.130**



**Rose**  
**305.21XAL**



**Escutcheon**  
**306.23XAL**



**Rose with turn knob**  
**306.23XALNR**



ROSES

**Rose**  
B/H-technology  
**305.21XAB**  
**305.21XABKN**  
**305.21XAH** **F**  
**305.21XAHKN** **F**



**Escutcheon**  
**306.23XA**  
**306.23XAKN**  
**306.23XAFS** **F**  
**306.23XAFSKN** **F**



**Rose with turn knob**  
**306.23XANR**



SECURITY ESCUTCHEONS

**Security escutcheon**  
without cylinder cover  
**306.23XAES** **F**  
**New 306.23XAESRC** **F**  
(ES1)



**Security escutcheon**  
with cylinder cover  
**306.23XAESZ** **F**  
**N. 306.23XAESZRC** **F**  
(ES1)



MATERIAL | SURFACES

**Stainless steel**  
satin, mirror polished

LEVER HANDLES | KNOBS

**B-technology** (class 3) – made of stainless steel,  $\varnothing$  21,3 mm, with square spindle 7, 8 or 8,5 mm and set screw M5 x 8.

**H-technology** (class 4) – made of stainless steel,  $\varnothing$  21,3 mm, with square spindle 8, 8,5, 9 **F** or 10/8 mm reduced and set screw M5 x 8.

ROSES | FLAT ROSES

**Flat roses** (class 4) – made of stainless steel, invisibly latched for door thickness 38 - 48 mm.

**B-technology** (class 3) – made of stainless steel, base made of polyamide/stainless steel composite with spring assistance, fixing material included.

**H-technology** (class 4) – made of stainless steel, base made of polyamide/stainless steel composite with spring assistance, fixing material included.

**ESCUTCHEONS**

caps made of stainless steel, base made of polyamide, fixing material included.

**for fire protective doors** F

made of stainless steel, base made of polyamide-stainless steel composite, fixing material included.

**ORDERING INFORMATION LEVER HANDLES | KNOBS**

**Item Number**

**Please advise surface finish when ordering:**

A = satin (as shown)

C = mirror polished

**Square**

**Door thickness**

**Left- or right-handed**

**ORDERING INFORMATION ROSES**

**Item Number**

**Please advise surface finish when ordering:**

A = satin (as shown)

C = mirror polished

Flat roses

**Door thickness**

**Keyway**

**If applicable emergency release (wc)**

## Range 260

[hewi.com/range260](http://hewi.com/range260)

Purism as a design principle – Range 260 thus follows the criteria of classic HEWI design. A clear style, formed by ergonomic objectivity, defines Range 260. The flat, elliptical shape of the lever handle enables a high degree of gripping comfort. The hardware is made of high-quality stainless steel. The surface is available with optional satin or mirror-polished finish.



# Range 260

## Objectivity as a Design Principle

### DESIGN

HEWI, Bad Arolsen

### MATERIAL AND SURFACE

Stainless steel satin or mirror polished

### STAINLESS STEEL

Standard door fittings	126 – 127
Components	128
Front door fittings	151
Window handle	214
Door accessories	260
Signage systems	262



# Range 260

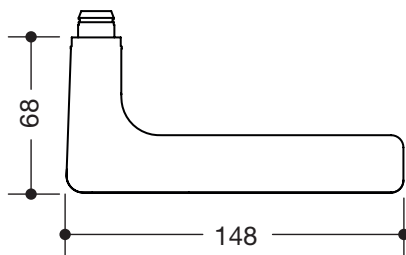

## Objectivity as a Design Principle





Range 260

# Model 261X



<b>Lever handle 261X</b>	with roses
<b>Stainless steel</b>	satin, mirror polished*
<b>Flat roses**</b>	EN 1906 class 4 DIN 18273 <b>F</b>
<b>B-technology</b>	EN 1906 class 3
<b>H-technology</b>	EN 1906 class 4 DIN 18273 <b>F</b>


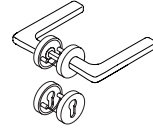
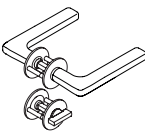

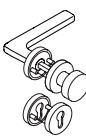
## MATERIAL | SURFACES

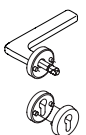
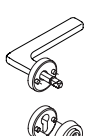
**Stainless steel**  
satin, mirror polished\*

## FLAT ROSES

satin, mirror polished\*

\*\*  
When choosing the lock cylinder length  
please note the overall depth of the flat roses  
(3 mm each side)

Model 261X	Flat roses 305.21XAL/306.23XAL..	Roses 305.21XA../306.23XA..
<b>Standard door fitting/ Fire door fitting</b>  class 3 class 4 class 4 <b>F</b> class 4 (with split spindle) <b>F</b>	  260XAL01.130 260XAL11.130	  260XAB01.130 260XAH01.130 260XAH11.130  260XAH12.130
<b>Vacant/engaged fitting</b>  class 3 class 4	  260XAL02.130	  260XAB02.130
<b>Apartment door fitting / Apartment fire door fitting</b>  class 4 class 4 <b>F</b>		  260XAH03.137 260XAH13.137

Model 261X	Roses 305.21XA../306.23XA..
<b>Half fitting with security escutcheon according to DIN 18257 ES1</b> New	  260XAB22.130 260XAH22.130
class 3 class 4	
<b>Half fitting with security escutcheon acc. to DIN 18257 ES1 and cylinder cover</b> New	  260XAH23.130
class 4	

**Standard door fitting page 179**

Further fitting-variations can be assembled from separate components **page 128**

**PRICE INFORMATION**

\*  
**Surface C = mirror polished**  
 only available for standard door and vacant/engaged fittings with roses in B- and H-technology. Further fitting-variations can be assembled from separate components.

**Example**

260XAL01.130 satin  
 260XCL01.130 mirror polished

**ORDERING INFORMATION**

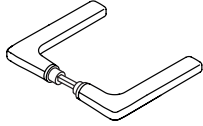
**Item Number**  
**Please advise surface finish when ordering**  
**Square**  
**Door thickness**  
**Opening direction of door (DIN)**  
**Keyway**  
**If applicable emergency release (wc)**

**CROSS-REFERENCES**

→ Components **page 128**  
 → Spindles, installation jigs **from page 199**  
 → Window handle **page 214**

LEVER HANDLES | KNOBS

**Lever handle**  
B/H-technology, class 3/4  
**261XAB**  
**261XABLT**  
**261XAH**  
**261XAHLT**



**Knob, male part, fixed**  
H-technology, class 4  
**162XAH53.037**

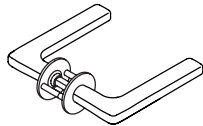


**Knob, female part**  
H-technology, class 4  
**107XAHLT**



FLAT ROSES

**Lever handle w. flat rose**  
class 4  
**260XAL06.130**



**Rose**  
**305.21XAL**



**Escutcheon**  
**306.23XAL**



**Rose with turn knob**  
**306.23XALNR**



ROSES

**Rose**  
B/H-technology  
**305.21XAB**  
**305.21XABKN**  
**305.21XAH** **F**  
**305.21XAHKN** **F**



**Escutcheon**  
**306.23XA**  
**306.23XAKN**  
**306.23XAFS** **F**  
**306.23XAFSKN** **F**



**Rose with turn knob**  
**306.23XANR**



SECURITY ESCUTCHEONS

**Security escutcheon**  
without cylinder cover  
**306.23XAES** **F**  
**New 306.23XAESRC** **F**  
(ES1)



**Security escutcheon**  
with cylinder cover  
**306.23XAESZ** **F**  
**N. 306.23XAESZRC** **F**  
(ES1)



MATERIAL | SURFACES

**Stainless steel**  
satin, mirror polished

LEVER HANDLES | KNOBS

**B-technology** (class 3) – made of stainless steel,  $\varnothing$  21,3 mm, with square spindle 7, 8 or 8,5 mm and set screw M5 x 8.

**H-technology** (class 4) – made of stainless steel,  $\varnothing$  21,3 mm, with square spindle 8, 8,5, 9 **F** or 10/8 mm reduced and set screw M5 x 8.

ROSES | FLAT ROSES

**Flat roses** (class 4) – made of stainless steel, invisibly latched for door thickness 38 - 48 mm.

**B-technology** (class 3) – made of stainless steel, base made of polyamide/stainless steel composite with spring assistance, fixing material included.

**H-technology** (class 4) – made of stainless steel, base made of polyamide/stainless steel composite with spring assistance, fixing material included.

**ESCUTCHEONS**

caps made of stainless steel, base made of polyamide, fixing material included.

**for fire protective doors** **F**

made of stainless steel, base made of polyamide-stainless steel composite, fixing material included.

**ORDERING INFORMATION LEVER HANDLES | KNOBS**

**Item Number**

**Please advise surface finish when ordering:**

A = satin (as shown)

C = mirror polished

**Square**

**Door thickness**

**Left- or right-handed**

**ORDERING INFORMATION ROSES**

**Item Number**

**Please advise surface finish when ordering:**

A = satin (as shown)

C = mirror polished

Flat roses

**Door thickness**

**Keyway**

**If applicable emergency release (wc)**

## Functional Fittings

### Security escutcheons

The security escutcheons are designed to make mechanical manipulation (lock drilling or forced lock snapping) of the profile cylinder difficult. They are conically shaped so that they cannot be pulled off (snapped) by force. The base part is additionally hardened to increase the stability of the rose. The security escutcheons are certified to DIN 18257 Class 1 and are suitable for use on burglar resistant doors (EN 1627-1630). Additional anti-drill plate in the area of the lock also increases the security requirements.



# Functional Fittings for Emergency Door Fittings, Residential Doorset Hardware and Framed Doors

## EMERGENCY DOOR FITTINGS

Overview	132 – 133
Push & pull handles polyamide	136
Push & pull handles stainless steel	137
Panic bar System 162	140
Panic bar System 111	141
Locking plates panic bar	142

## RESIDENTIAL DOORSET HARDWARE

Overview	132 – 133
Front door half-fittings stainless steel	144 – 151
Front door half-fittings polyamide	152 – 155
Knob half fittings stainless steel	156 – 157
Knob half fittings polyamide	157 – 158
Security escutcheons stainless steel	158 – 160
Security escutcheons polyamide	161 – 162
Protective door fittings System 111	163
Technical information	164

## FITTINGS FOR FRAMED DOORS

Overview	132 – 133
Fittings f. framed doors stainless steel	166 – 167
Fittings for framed doors polyamide	168
Ordering information fittings for framed doors	169



EMERGENCY DOOR STAINLESS STEEL CERTIFIED BY BKS



Panic bar System 162  
page 140



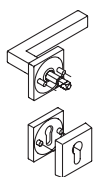
Panic bar System 111  
page 141



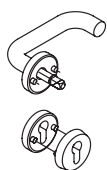
Push & pull handle  
page 137



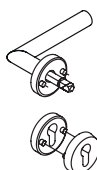
FRONT DOOR HALF-FITTINGS STAINLESS STEEL WITH SECURITY ESCUTCHEON ES1



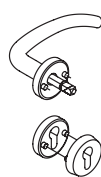
Model 101X  
page 144



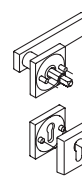
Model 111X  
page 145



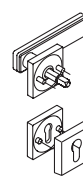
Model 162X  
page 146



Model 173X  
page 147



Model 185X  
page 148



Model 185XO  
page 149

SECURITY ESCUTCHEONS STAINLESS STEEL



**New**  
Security escutcheon  
ES1 with cylinder cover  
page 158



**New**  
Security escutcheon  
ES1  
page 158



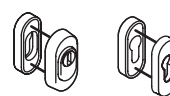
Security escutcheon  
page 159



**New**  
Security escutcheon  
ES1 with cylinder cover  
page 160



**New**  
Security escutcheon  
ES1  
page 159



Security escutcheon  
page 160

KNOB HALF FITTINGS STAINLESS STEEL



Model 106X  
page 156



Model 107X  
page 156



Model 108X  
page 157



Model 109X  
page 157

FITTINGS FOR FRAMED DOORS STAINLESS STEEL



Model 104X  
page 166



Model 113X  
page 166



Model 166X  
page 166




Model 174X  
page 167




**EMERGENCY DOOR FITTINGS POLYAMIDE**

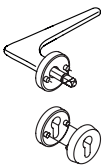


Push & pull handle *active*®  
page 136 

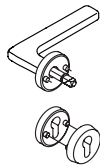


Push & pull handle  
page 136 

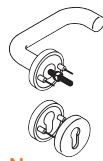
**FRONT DOOR HALF-FITTINGS POLYAMIDE WITH SEC. ESCUTCHEON ES1**



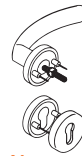
Model 251X  
page 150



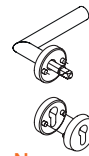
Model 261X  
page 151



**New**  
Model 111  
from page 152



**New**  
Model 133  
page 154



**New**  
Model 162.21P  
page 155

**PROTECTIVE DOOR FITTINGS POLYAMIDE**

**SECURITY ESCUTCHEONS POLYAMIDE**



Model 111.23  
page 163



**New**  
Security escutcheon  
ES1  
page 161



**New**  
Security escutcheon  
ES1 with cylinder cover  
page 161



Security escutcheon  
page 162



Security escutcheon  
with cylinder cover  
page 162

**KNOB HALF FITTINGS POLYAMIDE**



Model 138  
page 158



Model 111  
page 157

**FITTINGS FOR FRAMED DOORS POLYAMID**



Model 114.23  
page 168 



Model 138  
page 168

## Emergency Door Fittings Push & Pull Handles

Push/pull handles can be used on emergency exits at which panic situations are not likely to arise, as the people in the building are familiar with the exits (EN 179). They are particularly advisable on heavy doors, as with the push/pull handle they can be opened effortlessly with one hand. Push/pull handles are not only suitable as emergency exit devices, they also enable accessible ease of use at a variable gripping height. Push/pull handles are a suitable solution – they enable a flexible gripping height from 75 to 120 cm.



# Emergency Door Fittings

## Stainless Steel and Polyamide

### STAINLESS STEEL

Push & pull handle sets	137
Panic bar System 162	140
Panic bar System 111	141
Locking plates panic bar	142

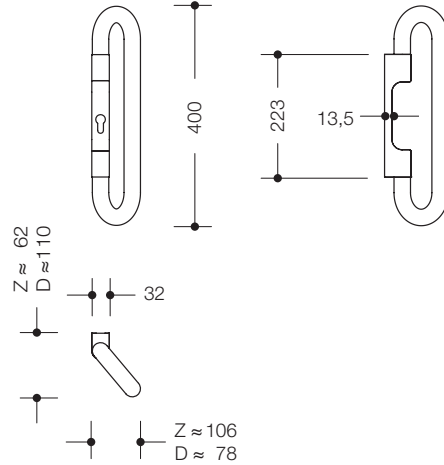
### POLYAMIDE

Push & pull handle sets	136
-------------------------	-----



Item Number

Dimensions in mm / Specification



**FSDG550.08**

**HEWI Push & pull handle set**

- made of high-quality polyamide, handle  $\varnothing$  33 mm, lower plate section of metal with polyamide caps, plate thickness in lock cylinder area 13,5 mm
- supplied with screws and square spindle
- operation in the direction of door opening: Push
- operation in the opposite direction: Pull

**FSDG550.08F**

- function on both sides fixed (both sides without function)

**S39184**

- operation in the direction of door opening: fixed ("Push" without function)
- operation in the opposite direction: Pull

**S39185**

- operation in the direction of door opening: Push
- operation in the opposite direction: fixed ("Pull" without function)

**FSDG550.18**

- dto. FSDG550.08 with split spindle 72.3PS
- licensed for use in conjunction with fire and smoke doors to DIN 18273

**FSDG550.08D**

- Push & pull handle set as half fitting: Push

**FSDG550.08DF**


- Push & pull handle set as half fitting: operation in the direction of door opening: fixed ("Push" without function)

**FSDG550.08Z**

- Push & pull handle set as half fitting: Pull

**FSDG550.08ZF**

- Push & pull handle set as half fitting: operation in the opposite direction: fixed ("Pull" without function)



**HEWI active+**

+ 111PDDG02

**HEWI active+ Push & pull handle set**

- do., made of high-quality polyamide in HEWI colour 98 (signal white), with active antimicrobial microsilver

+ 111PDDG12

- dto. 111PDDG02 with split spindle 72.3PS
- licensed for use in conjunction with fire and smoke doors to DIN 18273

+ 111PDDG02D

- Push & pull handle set as half fitting: Push

+ 111PDDG02Z

- Push & pull handle set as half fitting: Pull

**Please note:**

- maximum nut pivot angle of 40°
- unsuitable for inactive leaves
- suitable for use in inner- and protected outer areas

**MATERIAL | SURFACES | COLOUR**

**Polyamide**

Available HEWI colours see product

HEWI active+ products are available in HEWI colour 98 (signal white).

**Stainless steel**

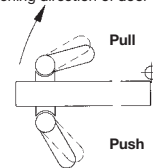
satin

**EMERGENCY | FRAMED DOORS FITTINGS**

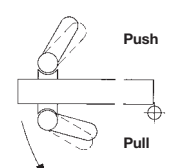


see ordering aid **page 182**

Opening direction of door



**DIN left**



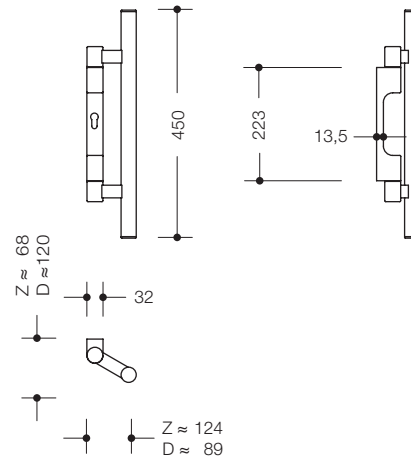
**DIN right**

Item Number

Dimensions in mm / Specification



**F**



**162XADG06**

**HEWI Push & pull handle set**

- made of stainless steel, satin finish surface, handle  $\varnothing$  30 mm
- lower plate section of metal with metal coated polyamide cap
- plate thickness in lock cylinder area 13,5 mm
- supplied with screws and square spindle
- operation in the direction of door opening: Push
- operation in the opposite direction: Pull

**162XADG06F**

- function on both sides fixed (both sides without function)

**162XADG06ZDF**

- operation in the direction of door opening: fixed ("Push" without function)
- operation in the opposite direction: Pull

**162XADG06DZF**

- operation in the direction of door opening: Push
- operation in the opposite direction: fixed ("Pull" without function)

**162XADG16**

- dto. 162XADG06 with split spindle 72.3PS
- licensed for use in conjunction with fire and smoke doors to DIN 18273 as well as emergency exit doors to EN 179

**162XADG06D**

- Push & pull handle set as half fitting: Push

**162XADG06DF**

- Push & pull handle set as half fitting: operation in the direction of door opening: fixed („Push without function)

**162XADG06Z**

- Push & pull handle set as half fitting: Pull

**162XADG06ZF**

- Push & pull handle set as half fitting: operation in the opposite direction: fixed ("Pull" without function)

**Please note:**

- maximum nut pivot angle of 40°
- unsuitable for inactive leafs
- suitable for use in inner- and protected outer areas

**ADDITIONAL PRODUCTS**

- 711D...** Symbol Push **page 265**
- 711Z...** Symbol Pull **page 265**
- 711DXA** Symbol Push **page 264**
- 711ZXA** Symbol Pull **page 264**
- GL0501PC150K** Symbol 55 x 55 Push **p. 263**
- GL0501PC160K** Symbol 55 x 55 Pull **p. 263**
- GL0501XA150K** Symbol 55 x 55 Push **p. 262**
- GL0501XA160K** Symbol 55 x 55 Pull **p. 262**

**ORDERING INFORMATION**

- Item Number, If applicable colour**
- Opening direction of door (DIN)**
- Lock manufacturers:** BKS, Fuhr, KfV
- Keyway:** PZ, KABA or BL
- Distance, Door thickness**
- Square:** 8 mm or 9 mm
- Measurement xa/xi** (model with split spindle 72.3PS)

**CROSS-REFERENCES**

Other keyways and versions for sliding doors on request.

- Application areas, ordering aid **form p. 179**
- Standards **from page 186**



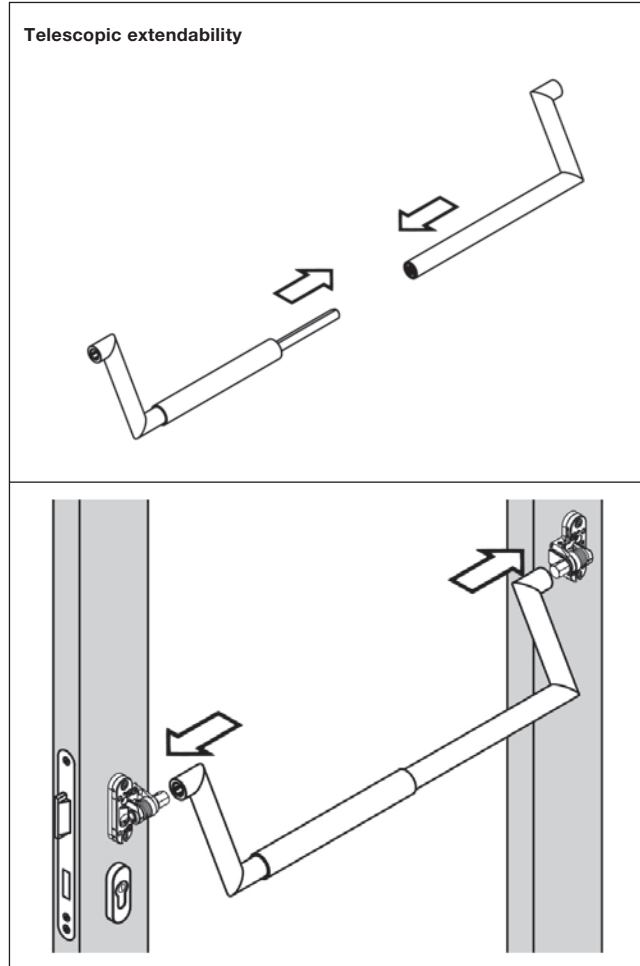
#### ACCESSIBLE EASE OF USE

- High-contrast design of the gripping area makes it easier for people with limited vision to orientate themselves in the building
- According to DIN 18040, at least two senses (sight, hearing or touch) should be addressed at the same time (compensation for lack of or limited perception through another sense)
- HEWI panic bars communicate operation through two senses
- Doubled-up gripping area made of coloured polyamide (optionally in the HEWI colours: signal white, pure white, anthracite grey, jet black, ruby red and meadow green) visualises handling and also makes them tactile
- The door opens when pressure is applied to the horizontal bar

# Panic Bar to EN 1125

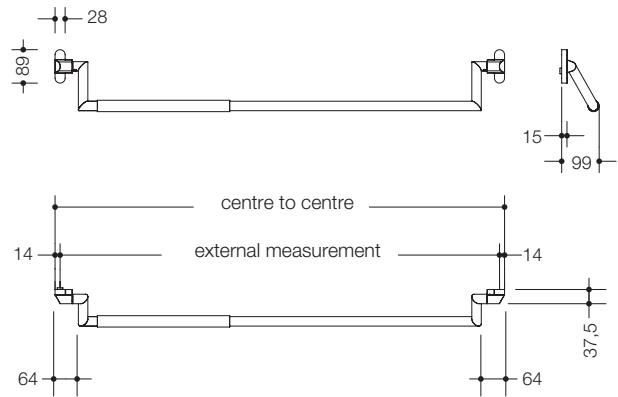
## Reliable Safety

- suitable for escape routes to EN 1125
- can be operated intuitively with minimum effort
- slender design due to minimised mechanism with narrow gear unit
- colliding of the door frame and panic bar is prevented by the narrow gear unit and the positioning of the bar on the inside of the gear unit
- made of high-quality stainless steel
- doubled-up gripping area made of polyamide or stainless steel visualises the optimum actuating area and facilitates intuitive operation
- **certified lock manufacturer BKS** (PS111XA30, PS111XA40, PS160XA30, PS160XA40)
- **certified lock manufacturers: Assa Abloy, BMH, Fuhr, GEZE, Grundmann, KFV, MSL, DOM or Wilka** (PS111XA10, PS111XA20, PS160XA10, PS160XA20)



Item Number

Dimensions in mm / Specification



**PS160XA10**

**HEWI Panic bar to EN 1125**


- made of stainless steel, satin finish surface
- handle made of stainless steel tube  $\varnothing$  25 mm
- with tubular handle made of high-quality polyamide  $\varnothing$  30 mm
- two gear units with stainless steel cover cap
- push-bar extendable to the required mounting distance

**PS160XA30**

- do., certified by lock manufacturers **BKS**
- with metal coated polyamide cap

**Please indicate the mounting distance**, see below

Spindle please order separately, see right



**PS160XA20**

**HEWI Panic bar to EN 1125**

- made of stainless steel, satin finish surface
- handle made of stainless steel tube  $\varnothing$  25 mm
- with tubular handle made of stainless steel  $\varnothing$  30 mm
- two gear units with stainless steel cover cap
- push-bar extendable to the required mounting distance

**PS160XA40**

- do., certified by lock manufacturers **BKS**
- with metal coated polyamide cap

**Please indicate the mounting distance**, see below

Spindle please order separately, see right

**The panic bars are telescopic (extendable) within the fixings centre-to-centre ranges:**

436 - 485 mm	761 - 860 mm
486 - 535 mm	861 - 1010 mm
536 - 585 mm	1011 - 1160 mm
586 - 635 mm	1161 - 1300 mm
636 - 685 mm	1301 - 1440 mm
686 - 760 mm	1441 - 1580 mm

**MATERIAL | SURFACES | COLOUR**

**Polyamide** (tubular handle)  
see product

**Stainless steel** (base material and tubular handle) satin

**EMERGENCY | FRAMED DOOR FITTINGS**



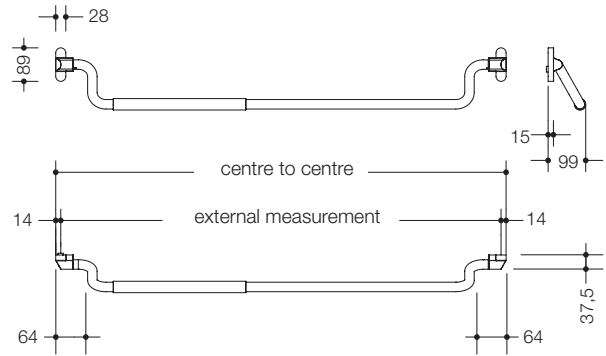
see ordering aid **page 182**

Changes in length beyond a mounting distance of 1250 mm (door width 1300 mm) depend on the current certification protocol of the lock manufacturer.

From EN 1125 : 2008, larger door leaf widths, heights and weights are allowed.

Item Number

Dimensions in mm / Specification



**PS111XA10**

**HEWI Panic bar to EN 1125**

- made of stainless steel, satin finish surface
- handle made of stainless steel tube  $\varnothing$  25 mm
- with tubular handle made of high-quality polyamide  $\varnothing$  30 mm
- two gear units with stainless steel cover cap
- push-bar extendable to the required mounting distance

**PS111XA30**

- do., certified by lock manufacturers **BKS**
- with metal coated polyamide cap

**Please indicate the mounting distance**, see left below  
Spindle please order separately, see below



**PS111XA20**

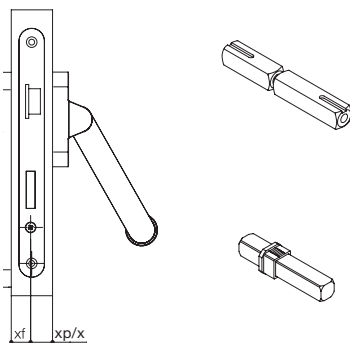
**HEWI Panic bar to EN 1125**

- made of stainless steel, satin finish surface
- handle made of stainless steel tube  $\varnothing$  25 mm
- with tubular handle made of stainless steel  $\varnothing$  30 mm
- two gear units with stainless steel cover cap
- push-bar extendable to the required mounting distance

**PS111XA40**

- do., certified by lock manufacturers **BKS**
- with metal coated polyamide cap

**Please indicate the mounting distance**, see left below  
Spindle please order separately, see below



**72.3PS**

**HEWI Spindle for panic bar for anti-panic lock w. split follower**

- made of zinc-coated steel

**Ordering Information**

- Item Number
- Square 9 mm **F**
- Measurement xf/xp

**72.9PS**

**HEWI Spindle for panic bar to plug in mounting**

- made of zinc-coated steel

**Ordering Information**

- Item Number
- Square 9 mm **F**
- Measurement x

**ORDERING INFORMATION**

**Item Number**

**Material/colour handle tube**

**Lock manufacturers:** Assa Abloy, BKS, BMH, Fuhr, GEZE, Grundmann, KfV, MSL, DOM or Wilka

**Inactive leaf or active leaf**

**If applicable pivot of leaf, mounting distance, opening direction of door (DIN), door thickness**

**CROSS-REFERENCES**

- Locking plates **page 142**
- Ordering aid **from page 187**
- Standards **from page 184**

To apply duty of **EN 1125**, availability of HEWI Panic bar or other questions on the subject we advise you if necessary by telephone or in direct personal contact.

**Hotline**

+49 5691 82-300 or international@hewi.com

Item Number

Dimensions in mm / Specification



**316XAPSKN**

**HEWI Key rose for panic bar**

- made of stainless steel, satin finish surface (A)
- screw-on inner unit
- push-on cover, fixing material not included
- 28 mm wide, 72 mm high, 10 mm deep



**305.21XAHPSKN**

**HEWI Lever rose for panic bar**

- made of stainless steel, satin finish surface (A)
- base made of polyamide-stainless steel composite with spring assistance, fixing material included
- ø 55 mm, 10,5 mm deep



**507700\***

**HEWI Adapter for panic bar**

- adapter plate made of stainless steel, to combine panic bar PS111XA... respectively PS160XA...
- with a rose on the opposite of the door, rose 305.21XAHPSKN
- fixing material included

**509520\***

- do., certified by lock manufacturers **BKS**

**Consisting of:**

2 adapter plates and door thickness dependent fixing material.

Approved by MPA NRW for use on emergency door fittings (panic bars).



**111XAH17.150**

**HEWI Locking plate for panic bar PS111XA...**

- made of stainless steel, satin finish surface (A), lever handle 111XAH for 9 mm square spindle, as half set, with 2 backplates (stainless steel) respectively keyway, for paired threaded connection on the lock side with the gear, DIN left and DIN right can be used
- square spindle included with panic bar
- lever handle: ø 21,3 mm, 140 mm long, 65 mm deep
- backplate: 33 mm wide, 203 mm high, 10,5 mm deep
- distance 72 mm, PZ-Keyway

**162XAH17.250**

- do., lever handle 162XAH, ø 21,3 mm, 125 mm long, 62 mm deep

**111XAHLT**

**HEWI Lever handle, female part**

- lever handle 111XAH made of stainless steel, satin finish surface (A)
- ø 21,3 mm, 140 mm long, 65 mm deep
- for 9 mm square spindle with set screw
- in conjunction with the stainless steel backplate 219.20XAHPS for paired threaded connection on the lock side with the gear
- DIN left and DIN right can be used, square spindle included with panic bar

**162XAHLT**

- do., lever handle 162XAH, ø 21,3 mm, 125 mm long, 62 mm deep

**219.21XAHPS**

**HEWI Backplate for locking plate of the panic bar PS111XA... / PS160XA...**

- made of stainless steel, satin finish surface (A), base made of polyamide and steel composite, fixing material included
- 33 mm wide, 203 mm high, 10,5 mm deep
- distance 72 mm, PZ-Keyway



MATERIAL | SURFACES

EMERGENCY | FRAMED DOOR FITTINGS

**Stainless steel**  
satin

**F** Fire protection

see ordering aid **page 182**

\* Included in the panic bar scope of supply, if door type: wooden is stated.

All fire protecting components can be used on the exterior side of the door. Supplied with fixing material.

# Residential Doorset Hardware Stainless Steel and Polyamide

**STAINLESS STEEL**

Door half fittings	144 – 151
Knob half fittings	156 – 157
Security escutcheons	158 – 160

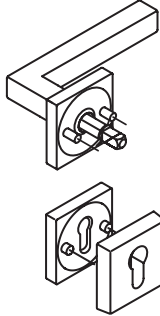
**POLYAMIDE**

Door half fittings	152 – 155
Knob half fittings	157 – 158
Security escutcheons	161 – 162
Schutzbeschläge	163

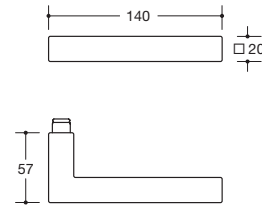


Item Number

Dimensions in mm / Specification



100XAB22.1A0\*



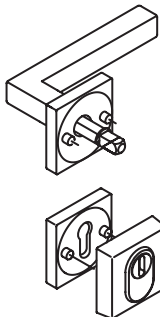
**HEWI Half fitting with security escutcheon ES1 (B-technology)**

- made of stainless steel, satin finish surface
- with integrated spring-assisted restraining „hold-up“ module
- square rose cap, 55 x 55 mm, 10,5 mm high, 1,5 mm wall thickness
- security escutcheon made of stainless steel
- external rose, solid, 55 x 55 mm and 12 mm high
- internal rose FS type, 55 x 55 mm, 10,5 mm high
- anti-drill plate 33 x 76 mm, for mounting on the lock case in the area of the profile cylinder
- category of use: Class 3

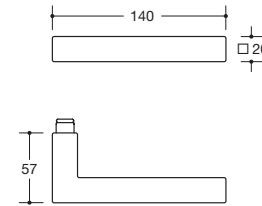
consisting of: lever handle 101XAB, □ 20 mm, with square roses 307.20SXAB, security escutcheon 308XAESRC and spindle 72.7B.

100XAH22.1A0\*

- do., half fitting with security escutcheon ES1 (H-technology)
- category of use: Class 4



100XAH23.1A0\*



**HEWI Half fitting with security escutcheon and cylinder cover (H-technology)**

- made of stainless steel, satin finish surface
- with integrated spring-assisted restraining „hold-up“ module
- square rose cap, 55 x 55 mm, 10,5 mm high, 1,5 mm wall thickness
- security escutcheon made of stainless steel with cylinder cover
- external rose, solid, 55 x 55 mm and 14 mm high
- internal rose FS type, 55 x 55 mm, 10,5 mm high
- anti-drill plate 33 x 76 mm, for mounting on the lock case in the area of the profile cylinder
- category of use: Class 4

consisting of: lever handle 101XAH, □ 20 mm, with square roses 307.20SXA, security escutcheon 308XAESZRC and spindle 72.7B.

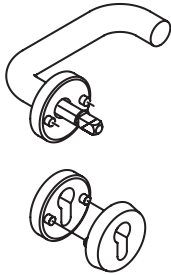
**MATERIAL | SURFACES**

**Stainless steel**  
satin, mirror polished \*

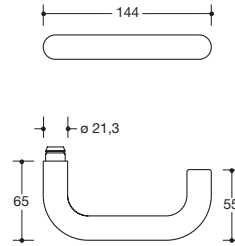
HEWI security escutcheons are tested to DIN 18257 ES1 and are suitable for use on burglar resistant doors (EN 1627-1630). To fulfil the requirements of DIN 18273 ES, the anti-drill plate must be glued onto the mortise lock / multi-point lock. Security escutcheons constitute only a partial safeguard.

Item Number

Dimensions in mm / Specification



**111XAB22.130**



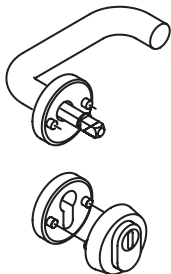
**HEWI Half fitting with security escutcheon ES1 (B-technology)**

- made of stainless steel, satin finish surface
- with integrated spring-assisted restraining „hold-up“ module
- square rose cap, ø 55 mm, 10,5 mm high, 1,5 mm wall thickness
- security escutcheon made of stainless steel
- external rose, solid, ø 55 mm and 12 mm high
- internal rose FS type, ø 55 mm, 10,5 mm high
- anti-drill plate 33 x 76 mm, for mounting on the lock case in the area of the profile cylinder
- category of use: Class 3

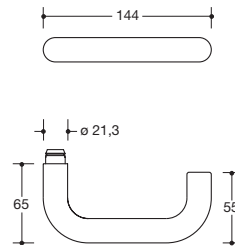
consisting of: lever handle 111XAB, ø 21,3 mm, with roses 305.21XAB, security escutcheon 306.23XAESRC and spindle 72.7B.

**111XAH22.130**

- do., half fitting with security escutcheon ES1 (H-technology)
- category of use: Class 4



**111XAH23.130**



**HEWI Half fitting with security escutcheon and cylinder cover (H-technology)**

- made of stainless steel, satin finish surface
- with integrated spring-assisted restraining „hold-up“ module
- square rose cap, ø 55 mm, 10,5 mm high, 1,5 mm wall thickness
- security escutcheon made of stainless steel with cylinder cover
- external rose, solid, ø 55 mm and 14 mm high
- internal rose FS type, ø 55 mm, 10,5 mm high
- anti-drill plate 33 x 76 mm, for mounting on the lock case in the area of the profile cylinder
- category of use: Class 4

consisting of: lever handle 111XAH, ø 21,3 mm, with roses 305.21XAH, security escutcheon 306.23XAESZRC and spindle 72.7B.

**ORDERING INFORMATION**

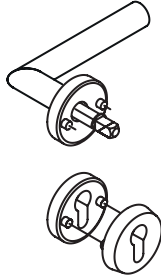
**CROSS-REFERENCES**

**Item Number**  
**Square**  
**Door thickness**  
**Measurement x**

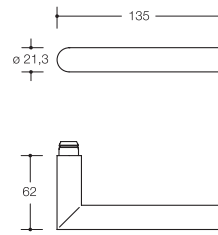
- ← Further products System 100 **page 39**
- ← Further products System 111 **page 49**
- Spindles, installation jigs **from page 199**

Item Number

Dimensions in mm / Specification



162XAB22.230



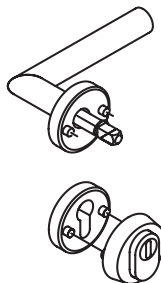
**HEWI Half fitting with security escutcheon ES1 (B-technology)**

- made of stainless steel, satin finish surface
- with integrated spring-assisted restraining „hold-up“ module
- square rose cap,  $\varnothing$  55 mm, 10,5 mm high, 1,5 mm wall thickness
- security escutcheon made of stainless steel
- external rose, solid,  $\varnothing$  55 mm and 12 mm high
- internal rose FS type,  $\varnothing$  55 mm, 10,5 mm high
- anti-drill plate 33 x 76 mm, for mounting on the lock case in the area of the profile cylinder
- category of use: Class 3

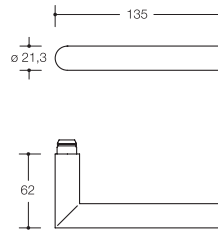
consisting of: lever handle 162XAB,  $\varnothing$  21,3 mm, with roses 305.21XAB, security escutcheon 306.23XAESRC and spindle 72.7B.

162XAH22.230

- do., half fitting with security escutcheon ES1 (H-technology)
- category of use: Class 4



162XAH23.230



**HEWI Half fitting with security escutcheon ES1 and cylinder cover (H-technology)**

- made of stainless steel, satin finish surface
- with integrated spring-assisted restraining „hold-up“ module
- square rose cap,  $\varnothing$  55 mm, 10,5 mm high, 1,5 mm wall thickness
- security escutcheon made of stainless steel with cylinder cover
- external rose, solid,  $\varnothing$  55 mm and 14 mm high
- internal rose FS type,  $\varnothing$  55 mm, 10,5 mm high
- anti-drill plate 33 x 76 mm, for mounting on the lock case in the area of the profile cylinder
- category of use: Class 4

consisting of: lever handle 162XAH,  $\varnothing$  21,3 mm, with roses 305.21XAH, security escutcheon 306.23XAESZRC and spindle 72.7B.

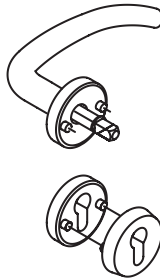
MATERIAL | SURFACES

**Stainless steel**  
satin

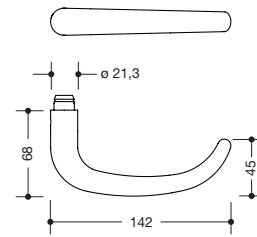
HEWI security escutcheons are tested to DIN 18257 ES1 and are suitable for use on burglar resistant doors (EN 1627-1630). To fulfil the requirements of DIN 18273 ES, the anti-drill plate must be glued onto the mortise lock / multi-point lock. Security escutcheons constitute only a partial safeguard.

Item Number

Dimensions in mm / Specification



**170XAB22.330**



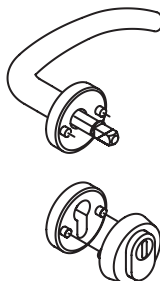
**HEWI Half fitting with security escutcheon ES1 (B-technology)**

- made of stainless steel, satin finish surface
- with integrated spring-assisted restraining „hold-up“ module
- square rose cap,  $\varnothing$  55 mm, 10,5 mm high, 1,5 mm wall thickness
- security escutcheon made of stainless steel
- external rose, solid,  $\varnothing$  55 mm and 12 mm high
- internal rose FS type,  $\varnothing$  55 mm, 10,5 mm high
- anti-drill plate 33 x 76 mm, for mounting on the lock case in the area of the profile cylinder
- category of use: Class 3

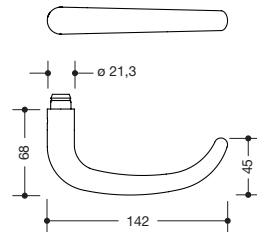
consisting of: lever handle 173XAB,  $\varnothing$  21,3 mm, with roses 305.21XAB, security escutcheon 306.23XAESRC and spindle 72.7B.

**170XAH22.330**

- do., half fitting with security escutcheon ES1 (H-technology)
- category of use: Class 4



**170XAH23.330**



**HEWI Half fitting with security escutcheon ES1 and cylinder cover (H-technology)**

- made of stainless steel, satin finish surface
- with integrated spring-assisted restraining „hold-up“ module
- square rose cap,  $\varnothing$  55 mm, 10,5 mm high, 1,5 mm wall thickness
- security escutcheon made of stainless steel with cylinder cover
- external rose, solid,  $\varnothing$  55 mm and 14 mm high
- internal rose FS type,  $\varnothing$  55 mm, 10,5 mm high
- anti-drill plate 33 x 76 mm, for mounting on the lock case in the area of the profile cylinder
- category of use: Class 4

consisting of: lever handle 173XAH,  $\varnothing$  21,3 mm, with roses 305.21XAH, security escutcheon 306.23XAESZRC and spindle 72.7B.

**ORDERING INFORMATION**

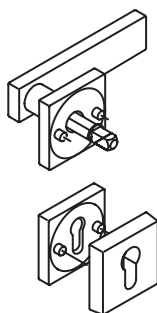
**CROSS-REFERENCES**

**Item Number**  
**Square**  
**Door thickness**  
**Measurement x**

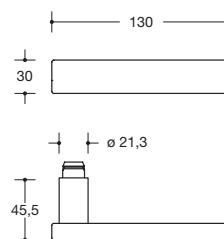
- ← Further products System 162 **page 83**
- ← Further products Range 170 **page 97**
- Spindles, installation jigs **from page 199**

Item Number

Dimensions in mm / Specification



180XAB22.5A0



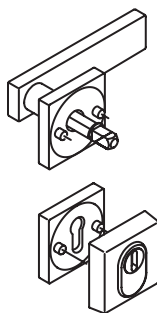
**HEWI Half fitting with security escutcheon ES1 (B-technology)**

- made of stainless steel, satin finish surface
- with integrated spring-assisted restraining „hold-up“ module
- square rose cap, 55 x 55 mm, 10,5 mm high, 1,5 mm wall thickness
- security escutcheon made of stainless steel
- external rose solid, 55 x 55 mm and 12 mm high
- internal rose FS type, 55 x 55 mm, 10,5 mm high
- anti-drill plate 33 x 76 mm, for mounting on the lock case in the area of the profile cylinder
- category of use: Class 3

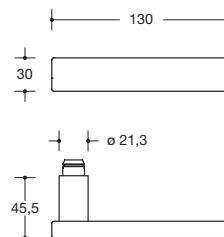
consisting of: lever handle 185XAB,  $\varnothing$  21,3 mm, with square roses 307.21XAB, security escutcheon 308XAESRC and spindle 72.7B.

180XAH22.5A0

- do., half fitting with security escutcheon ES1 (H-technology)
- category of use: Class 4



180XAH23.5A0



**HEWI Half fitting with security escutcheon and cylinder cover (H-technology)**

- made of stainless steel, satin finish surface
- with integrated spring-assisted restraining „hold-up“ module
- square rose cap, 55 x 55 mm, 10,5 mm high, 1,5 mm wall thickness
- security escutcheon made of stainless steel with cylinder cover
- external rose solid, 55 x 55 mm and 14 mm high
- internal rose FS type, 55 x 55 mm, 10,5 mm high
- anti-drill plate 33 x 76 mm, for mounting on the lock case in the area of the profile cylinder
- category of use: Class 4

consisting of: lever handle 185XAH,  $\varnothing$  21,3 mm, with square roses 307.21XAH, security escutcheon 308XAESZRC and spindle 72.7B.

**MATERIAL | SURFACES**

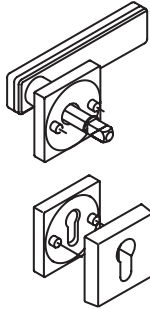
**Stainless steel**  
satin

**glass**  
black  
white

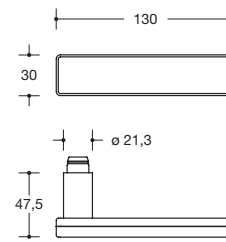
HEWI security escutcheons are tested to DIN 18257 ES1 and are suitable for use on burglar resistant doors (EN 1627-1630). To fulfil the requirements of DIN 18273 ES, the anti-drill plate must be glued onto the mortise lock / multi-point lock. Security escutcheons constitute only a partial safeguard.

Item Number

Dimensions in mm / Specification



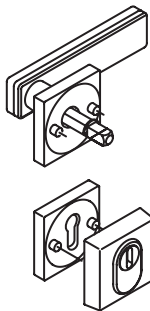
**180XOB22.5A0**



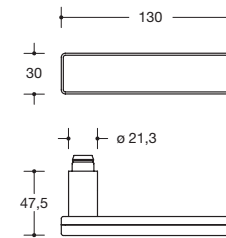
**HEWI Half fitting with security escutcheon ES1 (B-technology)**

- made of stainless steel, satin finish surface
- a glass body made of hardened glass, glossy painted on the rear side in white or black with integrated spring-assisted restraining „hold-up“ module
- square rose cap, 55 x 55 mm, 10,5 mm high, 1,5 mm wall thickness
- security escutcheon made of stainless steel
- external rose, solid, 55 x 55 mm and 12 mm high
- internal rose FS type, 55 x 55 mm, 10,5 mm high
- anti-drill plate 33 x 76 mm, for mounting on the lock case in the area of the profile cylinder
- category of use: Class 3

consisting of: lever handle 185XOB,  $\varnothing$  21,3 mm, with square roses 307.21XAB, security escutcheon 308XAESRC and spindle 72.7B.



**180XOB23.5A0**



**HEWI Half fitting with security escutcheon and cylinder cover (B-technology)**

- made of stainless steel, satin finish surface
- a glass body made of hardened glass, glossy painted on the rear side in white or black with integrated spring-assisted restraining „hold-up“ module
- square rose cap, 55 x 55 mm, 10,5 mm high, 1,5 mm wall thickness
- security escutcheon made of stainless steel with cylinder cover
- external rose, solid, 55 x 55 mm and 14 mm high
- internal rose FS type, 55 x 55 mm, 10,5 mm high
- anti-drill plate 33 x 76 mm, for mounting on the lock case in the area of the profile cylinder
- category of use: Class 3

consisting of: lever handle 185XOB,  $\varnothing$  21,3 mm, with square roses 307.21XAB, security escutcheon 308XAESZRC and spindle 72.7B.

**ORDERING INFORMATION**

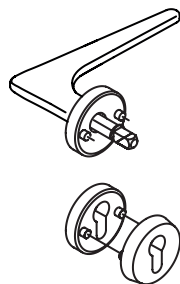
**CROSS-REFERENCES**

Item Number  
If applicable Inlay  
Square  
Door thickness  
Measurement x

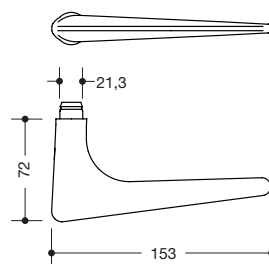
← Further products Range 180 **page 105**  
→ Spindles, installation jigs **from page 199**

Item Number

Dimensions in mm / Specification



250XAB22.130



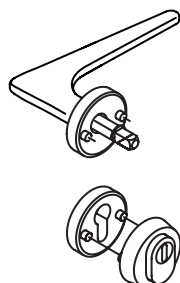
**HEWI Half fitting with security escutcheon ES1 (B-technology)**

- made of stainless steel, satin finish surface
- with integrated spring-assisted restraining „hold-up“ module
- square rose cap, ø 55 mm, 10,5 mm high, 1,5 mm wall thickness
- security escutcheon made of stainless steel
- external rose, solid, ø 55 mm and 12 mm high
- internal rose FS type, ø 55 mm, 10,5 mm high
- anti-drill plate 33 x 76 mm, for mounting on the lock case in the area of the profile cylinder
- category of use: Class 3

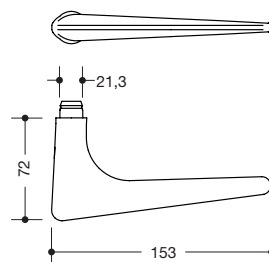
consisting of: lever handle 251XAB, ø 21,3 mm, with roses 305.21XAB, security escutcheon 306.23XAESRC and spindle 72.7B.

250XAH22.130

- do., half fitting with security escutcheon ES1 (H-technology)
- category of use: Class 4



250XAH23.130



**HEWI Half fitting with security escutcheon ES1 and cylinder cover (H-technology)**

- made of stainless steel, satin finish surface
- with integrated spring-assisted restraining „hold-up“ module
- square rose cap, ø 55 mm, 10,5 mm high, 1,5 mm wall thickness
- security escutcheon made of stainless steel with cylinder cover
- external rose, solid, ø 55 mm and 14 mm high
- internal rose FS type, ø 55 mm, 10,5 mm high
- anti-drill plate 33 x 76 mm, for mounting on the lock case in the area of the profile cylinder
- category of use: Class 4

consisting of: lever handle 251XAH, ø 21,3 mm, with roses 305.21XAH, security escutcheon 306.23XAESZRC and spindle 72.7B.


**MATERIAL | SURFACES**

**Stainless steel**  
satin, mirror polished

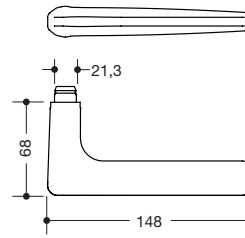
HEWI security escutcheons are tested to DIN 18257 ES1 and are suitable for use on burglar resistant doors (EN 1627-1630). To fulfil the requirements of DIN 18273 ES, the anti-drill plate must be glued onto the mortise lock / multi-point lock. Security escutcheons constitute only a partial safeguard.

Item Number

Dimensions in mm / Specification



**260XAB22.130**



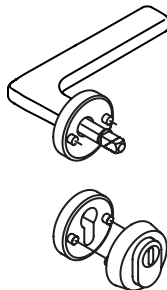
**HEWI Half fitting with security escutcheon ES1 (B-technology)**

- made of stainless steel, satin finish surface
- with integrated spring-assisted restraining „hold-up“ module
- square rose cap, ø 55 mm, 10,5 mm high, 1,5 mm wall thickness
- security escutcheon made of stainless steel
- external rose, solid, ø 55 mm and 12 mm high
- internal rose FS type, ø 55 mm, 10,5 mm high
- anti-drill plate 33 x 76 mm, for mounting on the lock case in the area of the profile cylinder
- category of use: Class 3

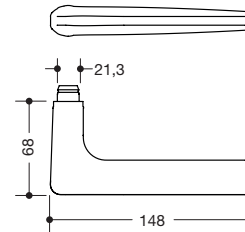
consisting of: lever handle 261XAB, ø 21,3 mm, with roses 305.21XAB, security escutcheon 306.23XAESRC and spindle 72.7B.

**260XAH22.130**

- do., half fitting with security escutcheon ES1 (H-technology)
- category of use: Class 4



**260XAH23.130**



**HEWI Half fitting with security escutcheon ES1 and cylinder cover (H-technology)**

- made of stainless steel, satin finish surface
- with integrated spring-assisted restraining „hold-up“ module
- square rose cap, ø 55 mm, 10,5 mm high, 1,5 mm wall thickness
- security escutcheon made of stainless steel with cylinder cover
- external rose, solid, ø 55 mm and 14 mm high
- internal rose FS type, ø 55 mm, 10,5 mm high
- anti-drill plate 33 x 76 mm, for mounting on the lock case in the area of the profile cylinder
- category of use: Class 4

consisting of: lever handle 261XAH, ø 21,3 mm, with roses 305.21XAH, security escutcheon 306.23XAESZRC and spindle 72.7B.

**ORDERING INFORMATION**

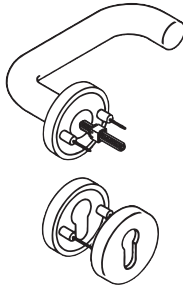
Item Number  
 Square  
 Door thickness  
 Left- or right-handed  
 Measurement x

**CROSS-REFERENCES**

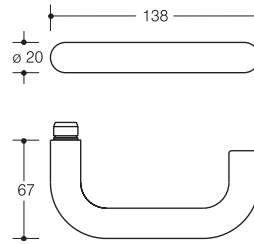
- ← Further products Range 250 **page 115**
- ← Further products Range 260 **page 123**
- Spindles, installation jigs **from page 199**

Item Number

Dimensions in mm / Specification



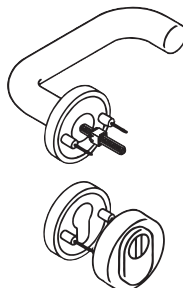
**New** 111R22.130



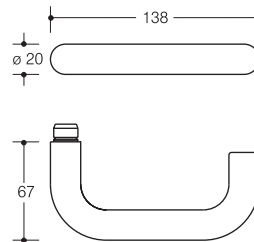
**HEWI Half fitting with security escutcheon ES1 (R-technology)**

- made of high-quality polyamide with corrosion resistant steel insert
- square rose cap,  $\varnothing$  55 mm, 10,5 mm high, 1,5 mm wall thickness
- security escutcheon in polyamide-steel composite
- external rose,  $\varnothing$  55 mm and 10,5 mm high
- internal rose FS type,  $\varnothing$  55 mm, 10,5 mm high
- anti-drill plate 33 x 76 mm, for mounting on the lock case in the area of the profile cylinder
- category of use: Class 4

consisting of: lever handle 111R,  $\varnothing$  20 mm, with roses 305.20R, security escutcheon 306.23ESRC and spindle 72.9R.



**New** 111R23.130




**HEWI Half fitting with security escutcheon ES1 and cylinder cover (R-technology)**

- made of high-quality polyamide with corrosion resistant steel insert
- square rose cap,  $\varnothing$  55 mm, 10,5 mm high, 1,5 mm wall thickness
- security escutcheon in polyamide-steel composite with cylinder cover
- external rose,  $\varnothing$  58 mm and 16 mm high
- internal rose FS type,  $\varnothing$  55 mm, 10,5 mm high
- anti-drill plate 33 x 76 mm, for mounting on the lock case in the area of the profile cylinder
- category of use: Class 4

consisting of: lever handle 111R,  $\varnothing$  20 mm, with roses 305.20R, security escutcheon 306.23ESZRC and spindle 72.9R.

**MATERIAL | COLOUR**

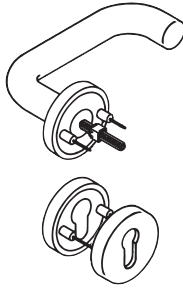
**Polyamide**



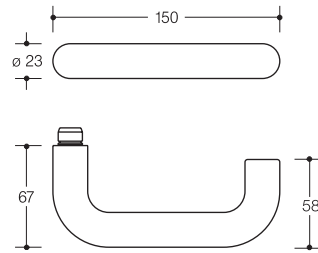
HEWI security escutcheons are tested to DIN 18257 ES1 and are suitable for use on burglar resistant doors (EN 1627-1630). To fulfil the requirements of DIN 18273 ES, the anti-drill plate must be glued onto the mortise lock / multi-point lock. Security escutcheons constitute only a partial safeguard.

Item Number

Dimensions in mm / Specification



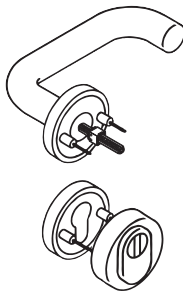
**New** 111R22.230



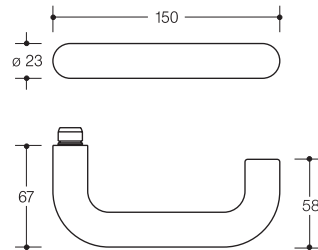
**HEWI Half fitting with security escutcheon ES1 (R-technology)**

- made of high-quality polyamide with corrosion resistant steel insert
- square rose cap,  $\varnothing$  55 mm, 10,5 mm high, 1,5 mm wall thickness
- security escutcheon in polyamide-steel composite
- external rose,  $\varnothing$  55 mm and 10,5 mm high
- internal rose FS type,  $\varnothing$  55 mm, 10,5 mm high
- anti-drill plate 33 x 76 mm, for mounting on the lock case in the area of the profile cylinder
- category of use: Class 4

consisting of: lever handle 111.23R,  $\varnothing$  23 mm, with roses 305.23R, security escutcheon 306.23ESRC and spindle 72.9R.



**New** 111R23.230



**HEWI Half fitting with security escutcheon ES1 and cylinder cover (R-technology)**

- made of high-quality polyamide with corrosion resistant steel insert
- square rose cap,  $\varnothing$  55 mm, 10,5 mm high, 1,5 mm wall thickness
- security escutcheon in polyamide-steel composite with cylinder cover
- external rose,  $\varnothing$  58 mm and 16 mm high
- internal rose FS type,  $\varnothing$  55 mm, 10,5 mm high
- anti-drill plate 33 x 76 mm, for mounting on the lock case in the area of the profile cylinder
- category of use: Class 4

consisting of: lever handle 111.23,  $\varnothing$  23 mm, with roses 305.23R, security escutcheon 306.23ESZRC and spindle 72.9R.

**ORDERING INFORMATION**

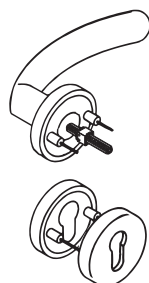
Item Number  
Colour  
Square  
Door thickness  
Keyway  
Measurement x

**CROSS-REFERENCES**

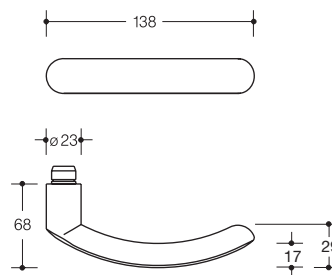
← Further products Range 111 **page 49**  
→ Spindles, installation jigs **from page 199**

Item Number

Dimensions in mm / Specification



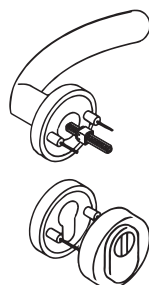
**New** 130R22.330



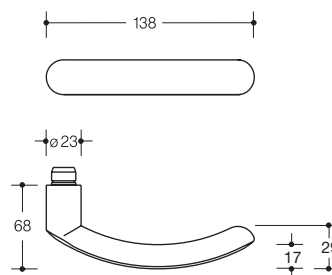
**HEWI Half fitting with security escutcheon ES1 (R-technology)**

- made of high-quality polyamide with corrosion resistant steel insert
- square rose cap,  $\varnothing$  55 mm, 10,5 mm high, 1,5 mm wall thickness
- security escutcheon in polyamide-steel composite
- external rose,  $\varnothing$  55 mm and 10,5 mm high
- internal rose FS type,  $\varnothing$  55 mm, 10,5 mm high
- anti-drill plate 33 x 76 mm, for mounting on the lock case in the area of the profile cylinder
- category of use: Class 4

consisting of: lever handle 133R,  $\varnothing$  23 mm, with roses 305.20R, security escutcheon 306.23ESRC and spindle 72.9R.



**New** 130R23.330



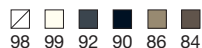
**HEWI Half fitting with security escutcheon ES1 and cylinder cover (R-technology)**

- made of high-quality polyamide with corrosion resistant steel insert
- square rose cap,  $\varnothing$  55 mm, 10,5 mm high, 1,5 mm wall thickness
- security escutcheon in polyamide-steel composite with cylinder cover
- external rose,  $\varnothing$  58 mm and 16 mm high
- internal rose FS type,  $\varnothing$  55 mm, 10,5 mm high
- anti-drill plate 33 x 76 mm, for mounting on the lock case in the area of the profile cylinder
- category of use: Class 4

consisting of: lever handle 133R,  $\varnothing$  23 mm, with roses 305.20R, security escutcheon 306.23ESZRC and spindle 72.9R.

**MATERIAL | COLOUR**

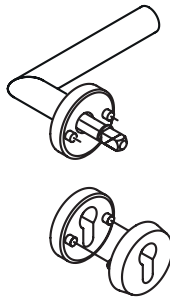
**Available polyamide colours**



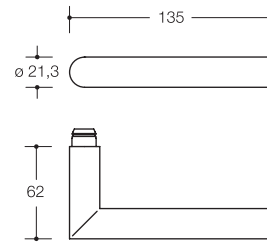
HEWI security escutcheons are tested to DIN 18257 ES1 and are suitable for use on burglar resistant doors (EN 1627-1630). To fulfil the requirements of DIN 18273 ES, the anti-drill plate must be glued onto the mortise lock / multi-point lock. Security escutcheons constitute only a partial safeguard.

Item Number

Dimensions in mm / Specification



**New** 162PCB22.230



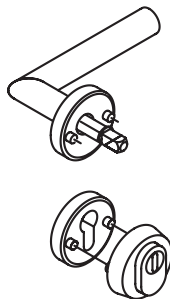
**HEWI Half fitting with security escutcheon ES1 (B-technology)**  
 · made of high-quality polyamide with corrosion resistant steel insert

- square rose cap,  $\varnothing$  55 mm, 10,5 mm high, 1,5 mm wall thickness
- security escutcheon in polyamide-steel composite
- external rose,  $\varnothing$  55 mm and 10,5 mm high
- internal rose FS type,  $\varnothing$  55 mm, 10,5 mm high
- anti-drill plate 33 x 76 mm, for mounting on the lock case in the area of the profile cylinder
- category of use: Class 3

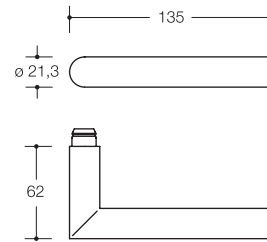
consisting of: lever handle 162.21PCB,  $\varnothing$  21,3 mm, with roses 305.21PCB, security escutcheon 306.23ESRC and spindle 72.7B.

**New** 162PCH22.230

- do., half fitting with security escutcheon ES1 (H-technology)
- category of use: Class 4



**New** 162PCH23.230



**HEWI Half fitting with security escutcheon and cylinder cover (H-technology)**

- made of high-quality polyamide with corrosion resistant steel insert
- square rose cap,  $\varnothing$  55 mm, 10,5 mm high, 1,5 mm wall thickness
- security escutcheon in polyamide-steel composite with cylinder cover
- external rose,  $\varnothing$  58 mm and 16 mm high
- internal rose FS type,  $\varnothing$  55 mm, 10,5 mm high
- anti-drill plate 33 x 76 mm, for mounting on the lock case in the area of the profile cylinder
- category of use: Class 4


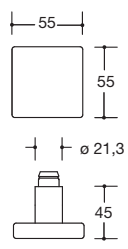

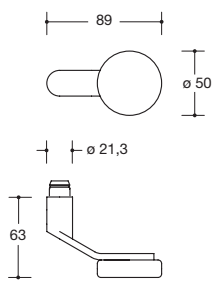

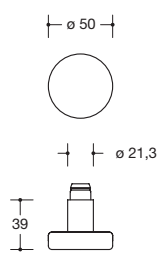
consisting of: lever handle 162.21PCH,  $\varnothing$  21,3 mm, with roses 305.21PCH, security escutcheon 306.23ESZRC and spindle 72.7B.

**ORDERING INFORMATION**

Item Number  
 Colour  
 Square  
 Door thickness  
 Keyway  
 Measurement x

**CROSS-REFERENCES**

- ← Further products Range 130 **page 75**
- ← Further products System 162 **page 83**
- Spindles, installation jigs **from page 199**

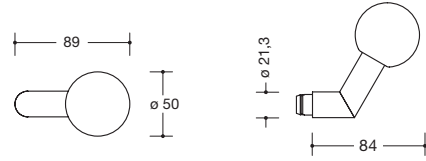

	Item Number	Dimensions in mm / Specification
 <p>Model 105X</p>	<p><b>100XAH53.0A5</b></p> <p><b>100XAH53.0B5</b></p> <p><b>100XAH53.0C5</b></p>	 <p><b>HEWI Door knob, fixed</b> (H-technology)</p> <ul style="list-style-type: none"> <li>· made of stainless steel, grip 55 x 55 x 12 mm,</li> <li>· neck <math>\varnothing</math> 21,3 mm</li> <li>· with spindle 79.6B</li> <li>· square 8, 8,5, 9 <b>F</b> or 10/8 mm reduced and set screw M5 x 8</li> <li>· with square rose 307.21XAHLN</li> </ul> <p>· do., with rectangular rose 317.21XAHKN</p> <p>· do., with backplate 220.21XAHLN</p>
 <p>Model 106X</p>	<p><b>162XAH53.036</b></p> <p><b>162XAH53.046</b></p> <p><b>162XAH53.016</b></p> <p><b>162XAH53.056</b></p>	 <p><b>HEWI Door knob, fixed</b> (H-technology)</p> <ul style="list-style-type: none"> <li>· made of stainless steel, grip <math>\varnothing</math> 50 x 14 mm, neck <math>\varnothing</math> 21,3 mm</li> <li>· with spindle 79.6B</li> <li>· square 8, 8,5, 9 <b>F</b> or 10/8 mm reduced and set screw M5 x 8</li> <li>· with round rose 305.21XAHLN.</li> </ul> <p>· do., with oval rose 315.21XAHKN</p> <p>· do., with backplate 230.21XAHLN</p> <p>· do., with backplate 219.21XAHLN</p>
 <p>Model 107X</p>	<p><b>162XAH53.037</b></p> <p><b>162XAH53.047</b></p> <p><b>162XAH53.017</b></p> <p><b>162XAH53.057</b></p>	 <p><b>HEWI Door knob, fixed</b> (H-technology)</p> <ul style="list-style-type: none"> <li>· made of stainless steel, grip <math>\varnothing</math> 50 x 14 mm, neck <math>\varnothing</math> 21,3 mm</li> <li>· with spindle 79.6B</li> <li>· square 8, 8,5, 9 <b>F</b> or 10/8 mm reduced and set screw M5 x 8</li> <li>· with round rose 305.21XAHLN.</li> </ul> <p>· do., with oval rose 315.21XAHKN</p> <p>· do., with backplate 230.21XAHLN</p> <p>· do., with backplate 219.21XAHLN</p>

MATERIAL | SURFACES

**Stainless steel**  
satin

Item Number

Dimensions in mm / Specification



**111XAH53.048**

**HEWI Door knob, fixed (H-technology)**

- made of stainless steel, grip  $\varnothing$  50 mm, neck  $\varnothing$  21,3 mm
- with spindle 79.6B
- square 8, 8,5, 9 **F** or 10/8 mm reduced and set screw M5 x 8
- with oval rose 315.21XAHKN

**111XAH53.038**

- do., with round rose 305.21XAHLN

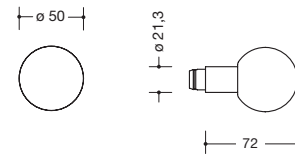
**111XAH53.018**

- do., with backplate 230.21XAHLN

**111XAH53.058**

- do., with backplate 219.21XAHLN

Model 108X



**111XAH53.039**

**HEWI Door knob, fixed (H-technology)**

- made of stainless steel, grip  $\varnothing$  50 mm, neck  $\varnothing$  21,3 mm
- with spindle 79.6B
- square 8, 8,5, 9 **F** or 10/8 mm reduced and set screw M5 x 8
- with round rose 305.21XAHLN.

**111XAH53.049**

- do., with oval rose 315.21XAHKN

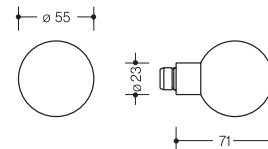
**111XAH53.019**

- do., with backplate 230.21XAHLN

**111XAH53.059**

- do., with backplate 219.21XAHLN

Model 109X



**111K.33**

**HEWI Knob half fitting**

- made of high-quality polyamide
- knob  $\varnothing$  55 mm, neck  $\varnothing$  23 mm, fixed
- with round rose 305...

**111K.43**

- do., with oval rose 315...

**111K.13**

- do., with backplate 230...

**111K.73**

- do., with backplate 235...

⊕ **111PDK.33**

**HEWI active\* Knob half fitting**

- made of high-quality polyamide in HEWI colour 98 (signal white) with active antimicrobial microsilver
- knob  $\varnothing$  55 mm, neck  $\varnothing$  23 mm, fixed
- with round rose 305...

⊕ **111PDK.43**

- do., with oval rose 315...

Model 123.23

**ORDERING INFORMATION**

**CROSS-REFERENCES**

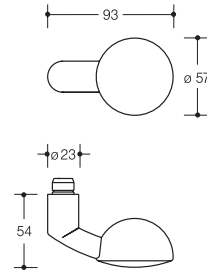
Item Number  
Square  
Door thickness

- ← Further products System 100 **page 39**
- ← Further products System 111 **page 49**
- ← Further products System 162 **page 83**
- Spindles, installation jigs **from page 199**

# Functional Fittings | Knob Half Fittings and Security Escutcheons

Item Number

Dimensions in mm / Specification



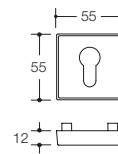
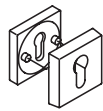
**130K.38**

**HEWI Knob half fitting**

- made of high-quality polyamide
- knob neck  $\varnothing$  23 mm, fixed
- with round rose 305...,
- do., with oval rose 315...
- do., with backplate 217...
- do., with backplate 230...
- do., with backplate 235...

**130K.48**  
**130K.88**  
**130K.18**  
**130K.78**

Model 138



**308XAES**

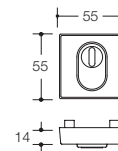
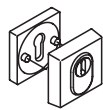
**HEWI Security escutcheon**

- made of stainless steel solid
- internal rose, FS type 55 x 55 mm, 12 mm thick, with base made of polyamide-stainless steel composite, cylinder projections 9-15 mm
- keyway: PZ and KABA, only available in pairs
- fixing material included

**New 308XAESRC\***

**HEWI Security escutcheon ES1**

- do., ES1 according to DIN 18257, with anti-drill plate 33 x 76 mm, for mounting on the lock case in the area of the profile cylinder
- keyway: PZ



**308XAESZ**

**HEWI Security escutcheon with cylinder cover**

- made of stainless steel, with cylinder cover due to support surround
- internal rose, FS type square 55 x 55 mm, 10,5 mm thick, with base made of polyamide-stainless steel composite
- outside hardened sub-rose 55 x 55 mm, 14 mm thick
- cylinder projections von 10,5-15 mm
- keyway PZ, only available in pairs, fixing material included

**New 308XAESZRC\***

**HEWI Security escutcheon ES1 with cylinder cover**


- do., ES1 according to DIN 18257, with anti-drill plate 33 x 76 mm, for mounting on the lock case in the area of the profile cylinder

**MATERIAL | SURFACES**

**Stainless steel**

satin, mirror polished

**Polyamide**



**Fire protection**

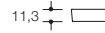
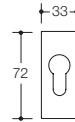
see ordering aid **page 182**

\* HEWI security escutcheons are tested to DIN 18257 ES1 and are suitable for use on burglar resistant doors (EN 1627-1630). To fulfil the requirements of DIN 18273 ES, the anti-drill plate must be glued onto the mortise lock / multi-point lock. Security escutcheons constitute only a partial safeguard.

Item Number

Dimensions in mm / Specification

**F**

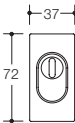


**318XAES**

**HEWI Security escutcheon**

- made of stainless steel, two-part sliding rose
- internal rose, FS type 72 x 33 mm, 11,3 mm thick, with base made of polyamide-stainless steel composite
- cylinder projections 9-15 mm
- keyway: PZ, only available in pairs
- fixing material not included

**F**



**318XAESZ**

**HEWI Security escutcheon with cylinder cover**

- made of stainless steel, with cylinder cover due to support surround
- internal rose, FS type, 72 x 33 mm, 11,3 mm thick
- outside hardened sub-rose, 72 x 37 mm, 14 mm thick
- cylinder projections von 10,5 – 15 mm
- keyway PZ, only available in pairs
- fixing material included

**F**



**306.23XAES**

**HEWI Security escutcheon**

- made of stainless steel solid
- internal rose, FS type ø 55 mm, 12 mm thick (conical), with base made of polyamide-stainless steel composite
- cylinder projections 9-15 mm
- keyway: PZ and KABA, only available in pairs
- fixing material included

**New 306.23XAESRC\***

**HEWI Security escutcheon ES1**

- do., ES1 according to DIN 18257, with anti-drill plate 33 x 76 mm, for mounting on the lock case in the area of the profile cylinder
- keyway: PZ

**ORDERING INFORMATION**

**CROSS-REFERENCES**

**Item Number**

**Please advise surface finish when ordering:**

A = satin (as shown)

C = mirror polished

**Door thickness**

→ Spindles, installation jigs **from page 199**

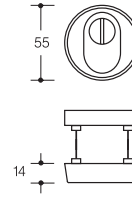
Item Number

Dimensions in mm / Specification

F



306.23XAESZ



**HEWI Security escutcheon with cylinder cover**

- made of stainless steel, with cylinder cover due to support surround
- internal rose, FS type  $\varnothing$  55 mm, 10,5 mm thick, with base made of polyamide-stainless steel composite
- outside hardened sub-rose  $\varnothing$  55 mm, 14 mm thick (conical)
- cylinder projections 10,5-15 mm keyway PZ, only available in pairs
- fixing material included

**New** 306.23XAESZRC\*

**HEWI Security escutcheon ES1 with cylinder cover**

- do., ES1 according to DIN 18257, with anti-drill plate 33 x 76 mm, for mounting on the lock case in the area of the profile cylinder

F



316XAES



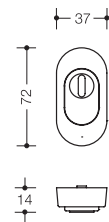
**HEWI Security escutcheon**

- made of stainless steel, two-part sliding rose (conical)
- internal rose, FS type 71,5 x 33 mm, 10,5 mm thick with base made of polyamide-stainless steel composite
- cylinder projections 9-15 mm
- keyway: PZ and KABA, only available in pairs
- fixing material not included

F



316XAESZ



**HEWI Security escutcheon with cylinder cover**


- made of stainless steel, with cylinder cover due to support surround
- internal rose, FS type, 71,5 x 33 mm, 10,5 mm thick
- outside hardened sub-rose (conical), 72 x 37 mm, 14 mm thick
- cylinder projections 10,5-15 mm keyway PZ, only available in pairs
- fixing material included

MATERIAL | COLOUR

**Stainless steel**

satin, mirror polished

**Polyamide**



**F** Fire protection

see ordering aid **page 182**

\* HEWI security escutcheons are tested to DIN 18257 ES1 and are suitable for use on burglar resistant doors (EN 1627-1630). To fulfil the requirements of DIN 18273 ES, the anti-drill plate must be glued onto the mortise lock / multi-point lock. Security escutcheons constitute only a partial safeguard.

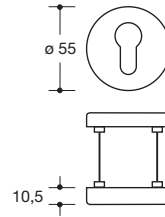
Item Number

Dimensions in mm / Specification

**F**



**306.23ES**



**HEWI Security escutcheon**

- external rose made of polyamide-stainless steel composite,  $\varnothing$  55 mm
- hardened lower rose fitting outside, 10,5 mm thick
- FS escutcheon inside made of polyamide-stainless steel composite, 10,5 mm thick
- cylinder projections 7 - 12 mm, keyway: PZ and KABA
- fixing material included

**New** **306.23ESRC\***

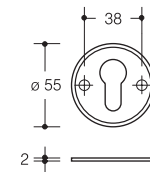
**HEWI Security escutcheon ES1**

- do., ES1 according to DIN 18257, with anti-drill plate 33 x 76 mm, for mounting on the lock case in the area of the profile cylinder
- keyway: PZ

**F**



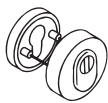
**306.23ESF**



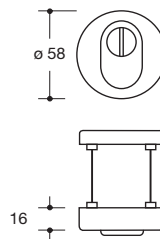
**HEWI Spacer**

- for security escutcheon 306.23ES
- made of steel with polyamide ring
- $\varnothing$  55 mm, 2 mm thick, keyway: PZ and KABA

**F**



**306.23ESZ**



**HEWI Security escutcheon with cylinder cover**

- external rose made of polyamide-stainless steel composite, with cylinder cover due to support surround
- hardened lower rose fitting outside  $\varnothing$  58 mm, 16 mm thick
- FS escutcheon inside made of polyamide-stainless steel composite,  $\varnothing$  55 mm, 10,5 mm thick
- cylinder projections 10,5 - 15 mm, keyway: PZ, only available in pairs
- fixing material included

**New** **306.23ESZRC\***

**HEWI Security escutcheon ES1 with cylinder cover**

- do., ES1 according to DIN 18257, with anti-drill plate 33 x 76 mm, for mounting on the lock case in the area of the profile cylinder

**ORDERING INFORMATION**

**Item Number**

**Please advise surface finish when ordering:**

**A = satin** (as shown)

**C = mirror polished**

**Door thickness**

**ORDERING INFORMATION**

**Item Number**

**Colour**

**Door thickness**

**CROSS-REFERENCES**

→ Spindles, installation jigs **from page 199**

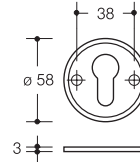
Item Number

Dimensions in mm / Specification

F



306.23ESZF



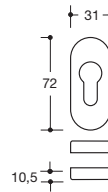
**HEWI Spacer**

- for drill resistant escutcheon 306.23ESZ
- made of steel with polyamide ring, ø 58 mm, 3 mm thick
- keyway: PZ

F



316ES



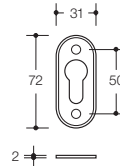
**HEWI Security escutcheon**

- external rose made of polyamide-stainless steel composite,
- hardened lower rose fitting outside
- FS escutcheon inside made of polyamide-stainless steel composite
- for screw-on fixing, cylinder projections 7 - 12 mm, keyway: PZ
- fixing material not included
- to be used for frame doors

F



316ESF



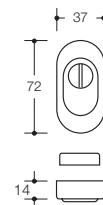
**HEWI Spacer**

- for drill resistant escutcheon 316ES
- made of steel with polyamide ring, 2 mm thick
- keyway: PZ

F



316ESZ




**HEWI Security escutcheon with cylinder cover**

- external rose made of polyamide-stainless steel composite
- with cylinder cover due to support surround
- hardened lower rose fitting outside
- FS escutcheon inside made of polyamide-stainless steel composite
- keyway: PZ, cylinder projections 8-14 mm
- supply includes fixing
- internal rose 31 mm wide, 72 mm high, 10,5 mm thick
- external rose 37 mm wide, 72 mm high, 14 mm thick
- to be used for frame doors

MATERIAL | COLOUR

ORDERING INFORMATION

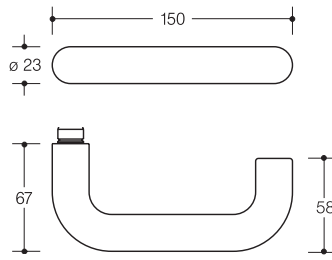
Polyamide



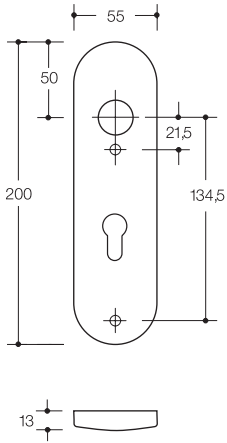
**F** Fire protection

see ordering aid **page 182**

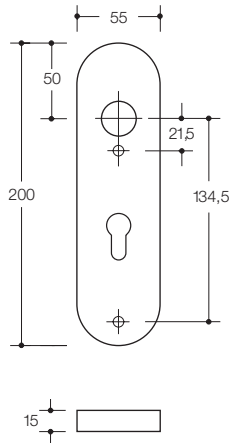
**Item Number**  
**Colour**  
**Door thickness**



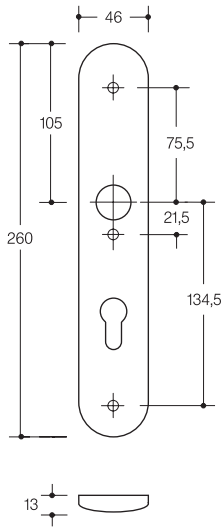
**Protective Fitting 285... inside**



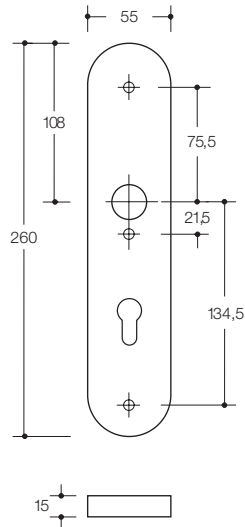
**outside**



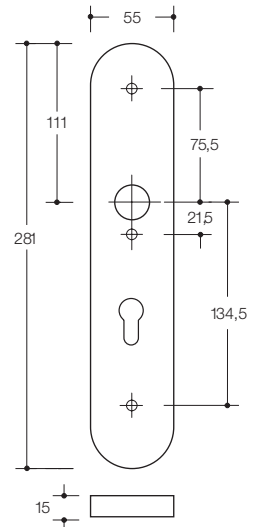
**Protective Fitting 235... inside**



**outside ...ES3**



**outside ...ES1**



Lever handle 111.23	285... with protective backplate	285... with protective backplate and cylinder cover	235... with protective backplate	235... with protective backplate and cylinder cover
Protective Fitting				
theft protective ES3 theft protective ES1	  111S13.290**	111S14.290**	111S17.270** 111S13.270**	111S18.270** 111S14.270**
Protective apartment door fitting				
theft protective ES3 theft protective ES1	  111S03.293**	111S04.293**	111S07.273** 111S03.273**	111S08.273** 111S04.273**

**MATERIAL | COLOUR**

**Polyamide**



**ORDERING INFORMATION**

- Item Number
- Colour
- Square
- Door thickness
- Distance
- Direction apartment door fittings

\*\* These fittings cannot be exchanged.

→ Spindles, installation jigs **from page 199**  
→ Technical information **page 164**

**Security escutcheons ES1 with and without cylinder cover**



Comparison of classification under different standards			
HEWI	DIN 18257	EN 1906	EN 1627
Security escutcheon without cylinder cover	class ES1	class 2	RC 2
Security escutcheon with cylinder cover	class ES1	class 2	RC 2

HEWI security escutcheons are tested to DIN 18257 ES1 and are suitable for use on burglar resistant doors (EN 1627-1630). To fulfil the requirements of DIN 18273 ES, the anti-drill plate must be glued onto the mortise lock / multi-point lock. Security escutcheons constitute only a partial safeguard.

**Protective fitting ES1 without cylinder cover**



**Standard door protective fitting**

Function: It's possible to lock the door from the in- and outside by key. From both sides the unlocked door can be opened with the lever handle.

or

**Apartment door protective fitting**

Function: By key the door can be locked from the in- and outside. From the inside the unlocked door can be opened by handle, from outside a key is needed to open the door. Apartment door fittings are only suitable in conjunction with an apartment door lock.

The protective fitting in polyamide/steel composite is available in a shorter and longer backplate version.

- thickness of outside backplate for cylinder protrusion from: backplate (long) 11-16 mm, backplate (short) 10-15 mm
- with protection to open up by drilling
- tested according to DIN 18257
- anti-burglary protective

**Protective fitting ES1 with cylinder cover**



The protective fitting in polyamide/steel composite is available in a shorter and longer backplate version.

- thickness of outside backplate for cylinder protrusion from: backplate (long) 10-16 mm, backplate (short) 8-14 mm
- with pull protection for the cylinder profile
- with protection to open up by drilling
- tested according to EN 18257
- anti-burglary protective

**Protective fitting ES3 without cylinder cover**



The protective fitting in polyamide/steel composite is available in a long backplate version.



- thickness of outside backplate for cylinder protrusion from 10-15 mm
- with protection to open up by drilling
- tested according to EN 18257
- extrem anti-burglary protective

**Protective fitting ES3 with cylinder cover**



The protective fitting in polyamide/steel composite is available in a long backplate version.

- thickness of outside backplate for cylinder protrusion from 8-14 mm
- profile cylinder with pull protection
- with protection to open up by drilling
- tested according to EN 18257
- extrem anti-burglary protective

**Protective fittings with 9 mm square spindles are tested and monitored according EN 18273  and fulfill EN 179 with corresponding lever handle design. **

# Fittings for Framed Doors

## Stainless Steel and Polyamide

### STAINLESS STEEL

System 100	166
System 111	166
System 162	166
Range 170	167
Knob, male parts	167

### POLYAMIDE

System 111 Polyamide	168
Knob	168
Ordering information	169

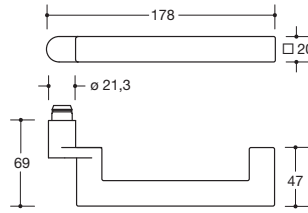


Item Number

Dimensions in mm / Specification



100XAH51.4B0



**HEWI Fitting for framed doors**

- made of stainless steel, 20 mm
- with rectangular rose in H-technology, with spring assistance
- lever and rose fixed by pivot bearing with all-round self-locking facility
- for square spindle 8, 8,5 and 9 mm
- fitting for framed doors class 4

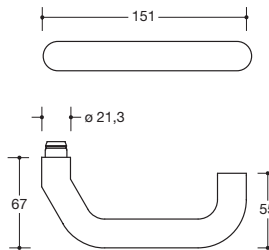
100XAH52.4B0

- do., fire door fitting for framed doors class 4 **F**

consisting of: lever handle Model 104X with rose 317.21XAHKN



111XAH51.340



**HEWI Fitting for framed doors**

- made of stainless steel  $\varnothing$  21,3 mm
- with oval rose in H-technology, with spring assistance
- lever and rose fixed by pivot bearing with all-round self-locking facility
- for square spindle 8, 8,5 and 9 mm
- fitting for framed doors class 4

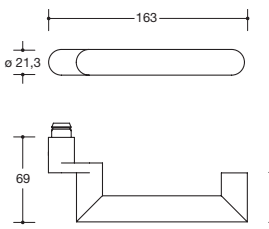
111XAH52.340

- do., fire door fitting for framed doors class 4 **F**

consisting of: lever handle Model 113X with rose 315.21XAHKN



162XAH51.640



**HEWI Fitting for framed doors**

- made of stainless steel  $\varnothing$  21,3 mm
- with oval rose in H-technology, with spring assistance
- lever and rose fixed by pivot bearing with all-round self-locking facility
- for square spindle 8, 8,5 and 9 mm
- fitting for framed doors class 4

162XAH52.640

- do., fire door fitting for framed doors class 4 **F**

consisting of: lever handle Model 166X with rose 315.21XAHKN

MATERIAL | SURFACES

**Stainless steel**  
satin

EMERGENCY | FRAMED DOOR FITTINGS

**H-technology** EN 1906 class 4  
DIN 18273 **F**  
EN 179

see ordering aid **from page 180**

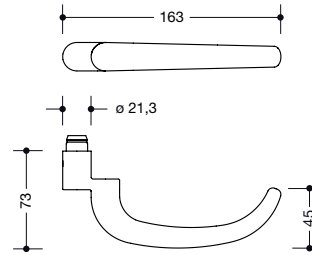
Item Number

Dimensions in mm / Specification



**170XAH51.440**

**170XAH52.440**



**HEWI Fitting for framed doors**

- made of stainless steel  $\varnothing$  21,3 mm
- with oval rose in H-technology, with spring assistance
- lever and rose fixed by pivot bearing with all-round self-locking facility
- for square spindle 8, 8,5 and 9 mm
- fitting for framed doors class 4

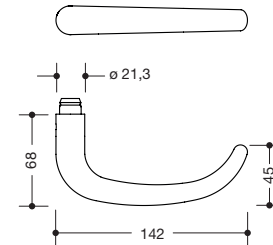
· do., fire door fitting for framed doors class 4 **F**

consisting of: lever handle Model 174X with rose 315.21XAHKN



**New** **170XAH51.340**

**New** **170XAH52.340**




**HEWI Fitting for framed doors**

- made of stainless steel  $\varnothing$  21,3 mm
- with oval rose in H-technology, with spring assistance
- lever and rose fixed by pivot bearing with all-round self-locking facility
- for square spindle 8, 8,5 and 9 mm
- fitting for framed doors class 4

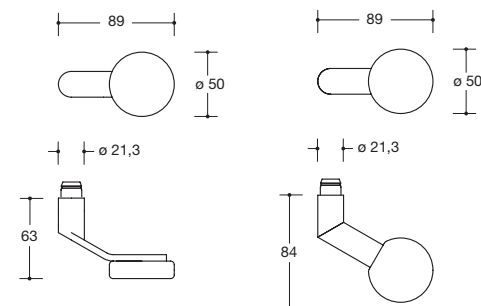
· do., fire door fitting for framed doors class 4 **F**

consisting of: lever handle Model 173X with rose 315.21XAHKN



**162XAH53.046**

**111XAH53.048**



**HEWI Door knob, fixed (H-technology)**

- made of stainless steel, grip  $\varnothing$  50 x 14 mm, neck  $\varnothing$  21,3 mm
- with spindle 79.6B
- square 8, 8,5, 9 **F** or 10/8 mm reduced and set screw M5 x 8
- with oval rose 315.21XAHKN

· do., grip  $\varnothing$  50 mm

**ORDERING INFORMATION**

**CROSS-REFERENCES**

**Item Number**  
**Square**

Further ordering information **page 179**

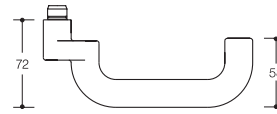
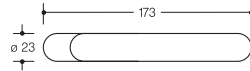
→ Spindles, installation jigs **from page 199**

Item Number

Dimensions in mm / Specification



111R51.440



**HEWI Fitting for framed doors**

- made of polyamide  $\varnothing$  23 mm, with oval rose in R-technology
- lever and rose fixed by pivot bearing with all-round self-locking facility
- for square spindle 8, 8,5 and 9 mm
- fitting for framed doors class 4

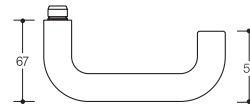
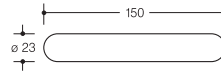
111R52.440

- do., fire door fitting for framed doors class 4 **F**

consisting of: lever handle Model 114.23GKR with oval rose 315.23RKN



New 111R51.240



**HEWI Fitting for framed doors**

- made of polyamide  $\varnothing$  23 mm, with oval rose in R-technology
- lever and rose fixed by pivot bearing with all-round self-locking facility
- for square spindle 8, 8,5 and 9 mm
- fitting for framed doors class 4

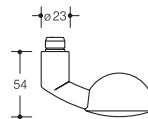
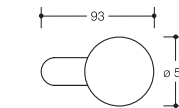
New 111R52.240

- do., fire door fitting for framed doors class 4 **F**

consisting of: lever handle Model 111.23R with oval rose 315.23R



138RLT  
315.23RKN



**HEWI Fitting for framed doors**


- made of high-quality polyamide, neck  $\varnothing$  23 mm
- with oval rose in R-technology, class 4
- knob and rose fixed by pivot bearing with all-round self-locking facility
- for square spindle 8, 8,5 and 9 mm

Female part Model 138

Rose

MATERIAL | COLOUR

**Polyamide**



EMERGENCY | FRAMED DOOR FITTINGS

**R-technology** EN 1906 class 4

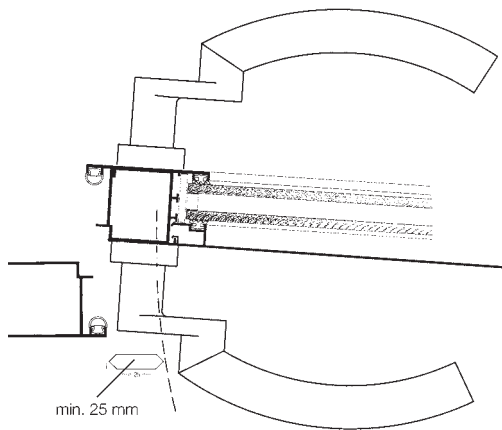
DIN 18273 **F**

EN 179

see ordering aid **from page 180**

**Ordering information on oval and rectangular roses for completing a fitting**

Fitting	Lever handle/Rose	Material	Item Number	Technology	Amount
<b>Fitting for framed doors</b>					
	Select lever handle and rose				2
	Spindle		60.9R or 69.6B		1
	Escutcheon / - with fire protection	Stainless steel	316XAHKN / 316XAHFSKN	H-technology	2
		Stainless steel	318XAHKN / 318XAHFSKN		2
		Synthetic material	316RKN / 316RFSKN	R-technology	2
		Synthetic material	316PCHKN / 316PCHFSKN	H-technology	2
<b>Onsided framed door lever handle</b>					
	Select lever handle and rose				1
	Spindle		72.7B or 72.9R		1
	Escutcheon / - with fire protection	Stainless steel	316XAHKN / 316XAHFSKN	H-technology	2
		Stainless steel	318XAHKN / 318XAHFSKN		2
		Synthetic material	316RKN / 316RFSKN	R-technology	2
		Synthetic material	316PCHKN / 316PCHFSKN	H-technology	2
<b>Fitting for framed doors, knob fixed</b>					
	Select lever handle and rose				1
	Select door knob and rosen				1
	Spindle		70.9R or 79.6B		1
	Escutcheon / - with fire protection	Stainless steel	316XAHKN / 316XAHFSKN	H-technology	2
		Stainless steel	318XAHKN / 318XAHFSKN		2
		Synthetic material	316RKN / 316RFSKN	R-technology	2
		Synthetic material	316PCHKN / 316PCHFSKN	H-technology	2



A selection of HEWI lever handles guarantee observance of the 25 mm safety margin between the lever handle and the closing edge even in cases where lever handle is mounted on the edge of the door (see product descriptions). These lever handles have been tested in accordance with the guidelines of Bundesverbandes der Unfallkassen e.V. (BUK) and are recommended for use in public buildings, particularly in schools and nursery schools.

Framed door lever handles are available with following functions:

- Standard door fitting**
- Apartment door fitting**
- Fire door fitting**
- Apartment fire door fitting**
- Fire door fitting with split spindle**



# Ordering aid

## Technologies, Standards and Application Areas

### TECHNICAL INFORMATION

Overview lever handle	172 – 173
Overview components	174 – 177
Technical information components	178
Standard configuration lever handles	179
DIN standards	180 – 188
Information on glass door fittings	189
Technologies	190 – 195
Classification of item numbers	196 – 197



**MINI STAINLESS STEEL**



**Model 111XAM**  
page 18



**Model 162XAM**  
page 20

**SYSTEM 100**



**Model 101X**  
page 42



**Model 103X**  
page 44



**Model 104X**  
page 44

**SYSTEM 111**



**Model 111X**  
page 52



**Model 112X**  
page 52



**Model 113X**  
page 54

**SYSTEM 162**



**Model 162X**  
page 86



**Model 165X**  
page 88



**Model 166X**  
page 88

**RANGE 170**



**Model 173X**  
page 100



**Model 174X**  
page 100

**RANGE 180**



**Model 185X**  
page 108

**WITH GLASS**



**Model 185XO**  
page 110

**RANGE 250**



**Model 251X**  
page 118

**RANGE 260**



**Model 261X**  
page 126

**KNOB HALF FITTINGS**



**Model 105X**  
page 156



**Model 106X**  
pages 156, 167



**Model 107X**  
page 156



**Model 108X**  
pages 157, 167



**Model 109X**  
page 157

**MINI POLYAMID**



**Model 111.23PCM**  
page 18



**Model 162.21PCM**  
page 20



**Model 133PCM**  
page 22

**BICOLOR POLYAMIDE**



**Model 111.23PC**  
page 32




**Model 162.21PC**  
page 34

**SYSTEM 111 POLYAMIDE**




**Model 111**  
pages 58, 62 




**Model 111.23**  
pages 60, 62, 68 



**Model 114.23GK**  
pages 64, 68 



**Model 115.23**  
page 64 

**KNOBS SYSTEM 111 POLYAMIDE**



**Model 122.23**  
page 71



**Model 123.23**  
pages 71, 157

**SYSTEM 162 POLYAMIDE**



**Model 162.21P**  
page 92

**RANGE 130 POLYAMIDE**

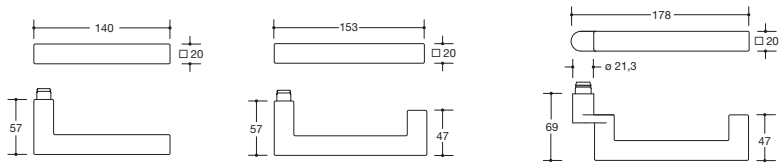


**Model 133**  
page 78



**Model 138**  
pages 158, 168

**LEVER HANDLE SYSTEM 100**

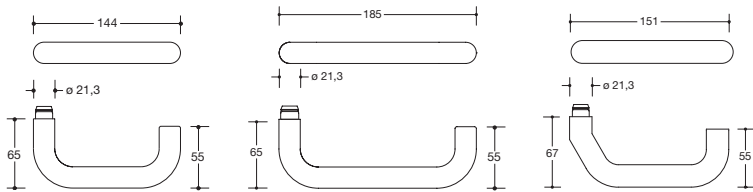


Model 101X

Model 103X

Model 104X

**LEVER HANDLE SYSTEM 111**

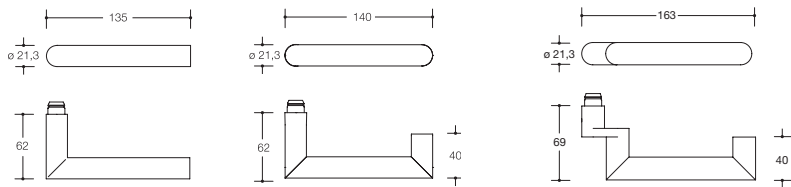


Model 111X

Model 112X

Model 113X

**LEVER HANDLE SYSTEM 162**

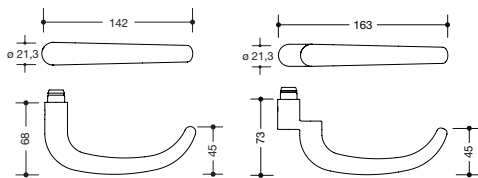


Model 162X

Model 165X

Model 166X

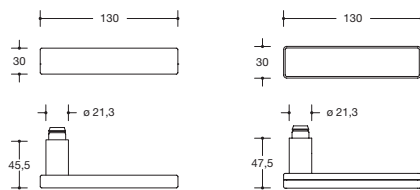
**LEVER HANDLE RANGE 170**



Model 173X

Model 174X

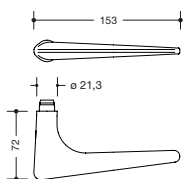
**LEVER HANDLE RANGE 180**



Model 185X

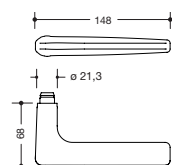
Model 185XO

**RANGE 250**



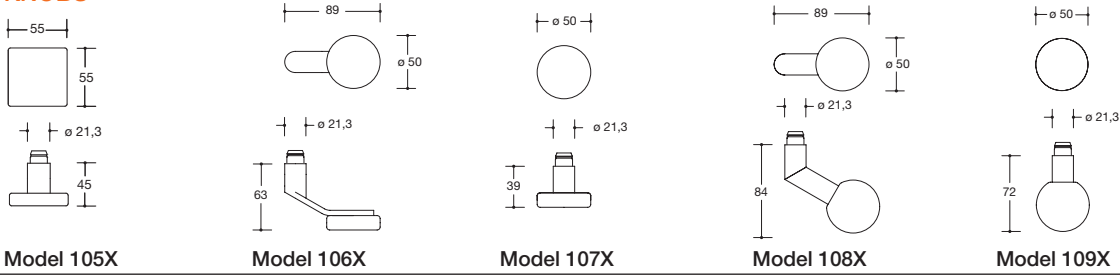
Model 251X

**RANGE 260**



Model 261X

**KNOBS**



**Model 105X**

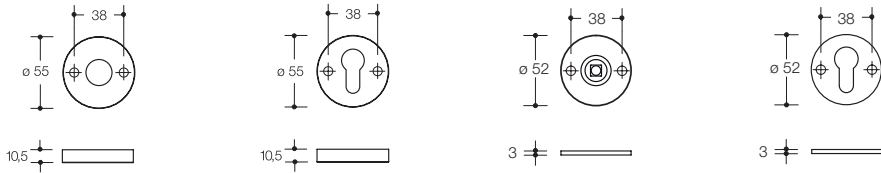
**Model 106X**

**Model 107X**

**Model 108X**

**Model 109X**

**ROSES ROUND/ FLAT**



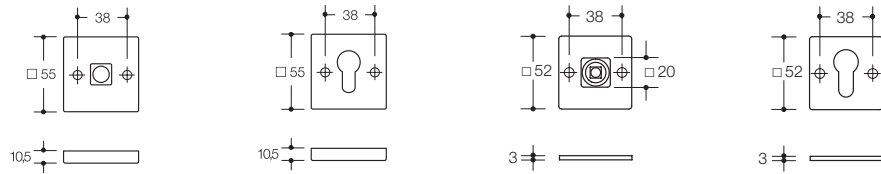
**Rose  
305...X..**

**Escutcheon 306.23X..**

**Rose 305.21XAL**

**Escutcheon  
306.23XAL**

**ROSES SQUARE/FLAT**



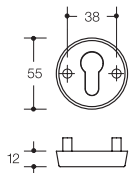
**Rose  
307...SX..**

**Escutcheon  
308X..**

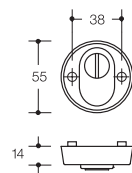
**Rose  
307.20SXAL**

**Escutcheon  
308XAL**

**SECURITY ESCUTCHEONS ROUND**

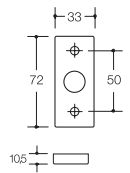


**Security escutcheon  
306.23X..ES...**

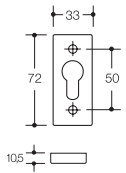


**Security escutcheon  
306.23X..ESZ...**

**ROSES RECTANGULAR**

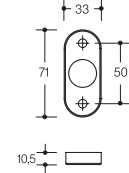


**Rose  
317.21X..**

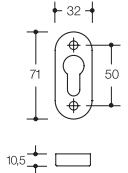


**Escutcheon  
318X../FS**

**ROSES OVAL**

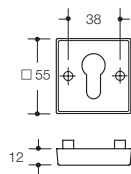


**Rose 315...X**

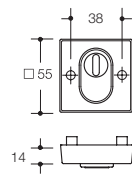


**Escutcheon  
316X../FS**

**SECURITY ESCUTCHEONS SQUARE**

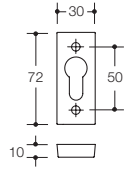


**Security escutcheon  
308X..ES...**

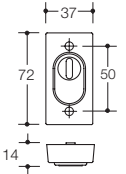


**Security escutcheon  
308X..ESZ...**

**SECURITY ESCUTCHEONS RECTANGULAR**

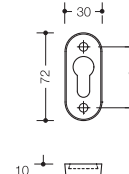


**Security escutcheon  
318X..ES**

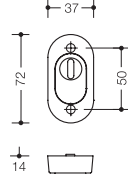


**Security escutcheon  
318X..ESZ**

**SECURITY ESCUTCHEONS OVAL**

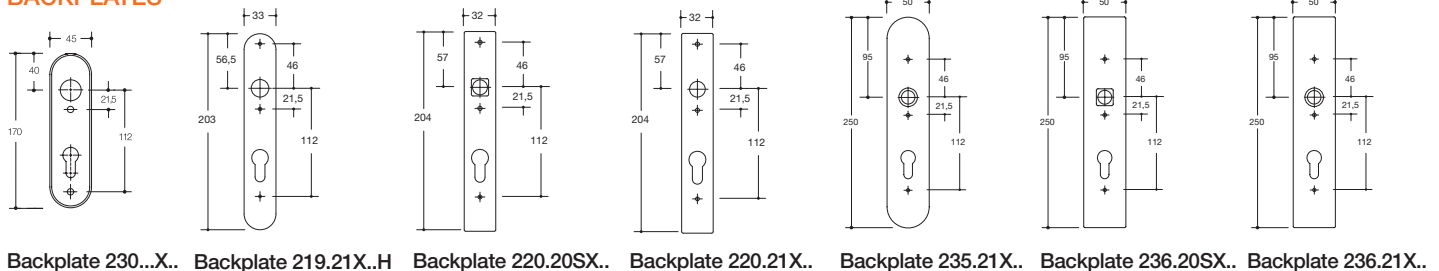


**Security escutcheon  
316X..ES...**



**Security escutcheon  
316X..ESZ**

**BACKPLATES**



**Backplate 230...X..**

**Backplate 219.21X..H**

**Backplate 220.20SX..**

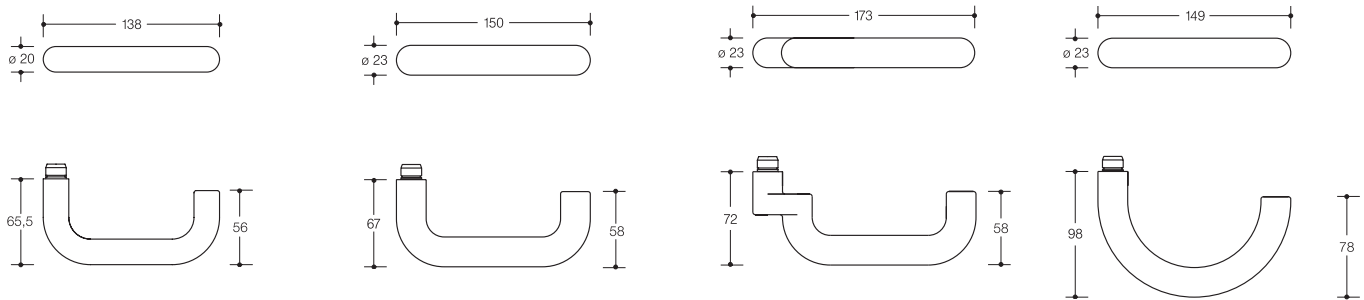
**Backplate 220.21X..**

**Backplate 235.21X..**

**Backplate 236.20SX..**

**Backplate 236.21X..**

**LEVER HANDLE SYSTEM 111**



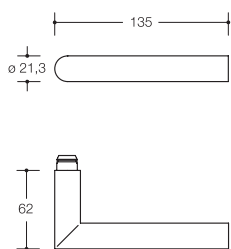
Model 111

Model 111.23

Model 114.23GK

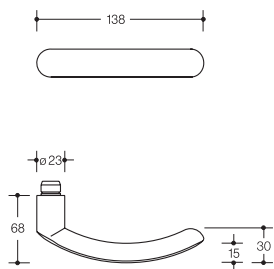
Model 115.23

**LEVER HANDLE SYSTEM 162**



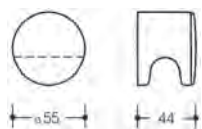
Model 162.21P

**LEVER HANDLE RANGE 130**

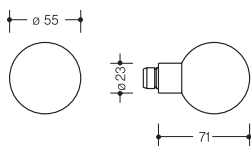


Model 133

**KNOBS SYSTEM 111**

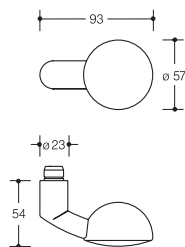


Knob 122.23



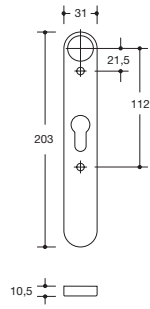
Knob 123.23

**KNOB RANGE 130**

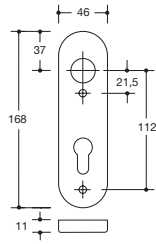


Knob 138

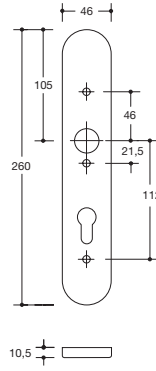
**BACKPLATES**



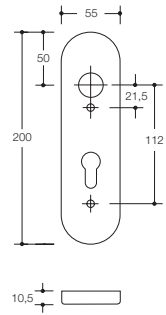
**Backplate 217...**



**Backplate 230...**

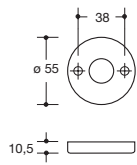


**Backplate 235...**

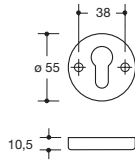


**Backplate 285...**

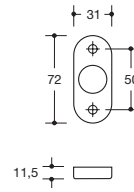
**ROSES**



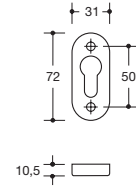
**Rose 305...**



**Escutcheon 306...**

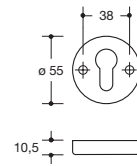


**Rose 315...**

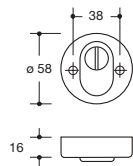


**Escutcheon 316...**

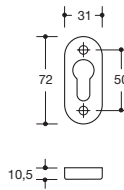
**SECURITY ESCUTCHEONS**



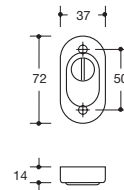
**Security escutcheon 306...**



**Security escutcheon with cylinder cover 306...Z...**



**Security escutcheon 316...**



**Security escutcheon with cylinder cover 316...Z...**

### Interior doors (Massive doors)

#### Standard door fitting

Required components

Component	Quantity
Female parts	2 pieces
Lever roses H/B/R-technology	1 pair
Escutcheons	1 pair
Alt. backpl. H/B/R-technology	1 pair
Spindle 69.6B H/B-technology	1 piece
Spindle 60.9R R-technology	1 piece

#### Apartment door fitting

Required components

Component	Quantity
Female part	1 piece
Knob, female part square 9 mm	1 piece
Lever roses H/B/R-technology	1 pair
Escutcheons	1 pair
Alt. backpl. H/B/R-technology	1 pair
Spindle 79.6B H/B-technology	1 piece
Spindle 70.9R R-technology	1 piece

#### Vacant/engaged fitting

Required components

Component	Quantity
Female parts	2 pieces
Lever roses H/B/R-technology	1 pair
Vacant/engaged roses	1 pair
Alt. vacant/engaged backpl. H/B/R-tech.	1 pair
Spindle 69.6B H/B-technology	1 piece
Spindle 60.9R R-technology	1 piece

#### Half fitting

Required components

Component	Quantity
Female part	1 piece
Lever roses H/R-technology	1 piece
Escutcheons	1 pair
Alternative backplates	1 piece
Spindle 72.7B H-technology	1 piece
Spindle 72.9R R-technology	1 piece

### Fire and smoke protective doors

#### Fire door fitting

Required components

Component	Quantity
Female parts square 9 mm	2 pieces
Lever roses H/R-technology	1 pair
Fire protective escutcheons	1 pair
Alt. fire protective backplate	1 pair
Spindle 69.6B H-technology	1 piece
Spindle 60.9R R-technology	1 piece

#### Fire door fitting with split spindle

Required components

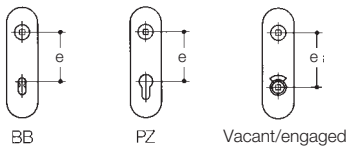
Component	Quantity
Female parts square 9 mm	2 pieces
Lever roses H/R-technology	1 pair
Fire protective escutcheons	1 pair
Alt. fire protec. backpl. H/R-tech.	1 pair
Spindle 72.3R H/R-technology	1 piece

#### Apartment fire door fitting

Required components

Component	Quantity
Female part square 9 mm	1 piece
Knob, female part square 9 mm	1 piece
Lever roses H/R-technology	1 pair
Fire protective escutcheons	1 pair
Alt. fire protective backpl. H/R-techn.	1 pair
Spindle 79.6B H-technology	1 piece
Spindle 70.9R R-technology	1 piece

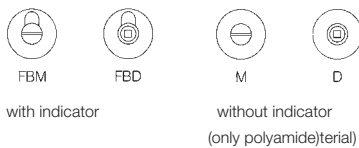
**Specific information**



**Keyways/distances**

Measure the distance for locks and fittings.  
 The following distances are standard:  
 BB = Lever key e = 72 mm for inside and corridor doors  
 PZ = Euro cylinder e = 72 mm for inside and corridor doors  
 or 92 mm for entrance doors  
 Vacant/engaged e = 78 mm

Other centres and distances upon request.  
 Distance details are not required when ordering rose fittings  
 or specifying them for tender.




**Emergency opening types for bathroom toilet locks**

FBM and M can be opened with coins, FBD and D with a square key.  
 HEWI delivers FBM as standard.

**Ordering Information**

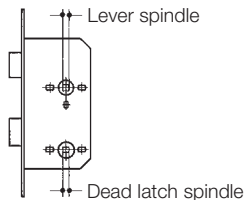
- **Item Number**
- **Surfaces**  
for stainless steel products
- **Colour**  
for polyamide products
- **Keyway or emergency release**  
for vacant/engaged fittings (see left)
- **Dimension x**  
for half fittings (explanation see below)
- **Dimension x inside, dimension x outside**  
for anti-panic fire door fittings (explanation see below)
- **Distance**  
when using backplates (standard dimensions see right)
- **Left- or right-handed**
- **Lever spindle**
- **Door thickness**



**Left- or right-handed for door fittings**

Lever handles of System 162 polyamide, 251X, 261X, knob 138 and apartment door fittings in B- and H-technology:

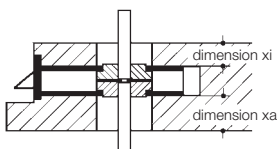
Lever handles are left or right handed (depends on opening direction of the door).  
 Right handed means that the end of the lever points to the right.



**Latch and dead bolt operation**

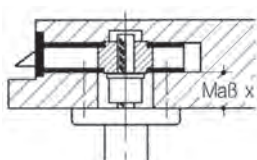
Lever spindles available: 7, 8, 8,5, 9 and reduced 10 to 8 mm.

Bolt spindle for bathroom or toilet door locks 7 or 8 mm.



**Dimension "x inside" and "x outside"**

for fire door fitting with split spindle



**Dimension „x“**  
for half fittings

**Standard configuration Stainless Steel | Polyamide**

In so far as only the item number is provided when ordering, we assume the following standard configuration is required:

1. Standard door fittings: door thickness = 40 mm, square spindle = 8 mm, keyway PZ, distance = 72 mm for backplate fittings
2. Fire door fittings: door thickness = 48 mm, square spindle = 9 mm, keyway PZ, distance = 72 mm for backplate fittings
3. Vacant/engaged fitting: door thickness = 40 mm, square spindle = 8 mm, emergency release with coin, distance = 78 mm for backplate fittings

### DOOR FITTINGS EN 1906

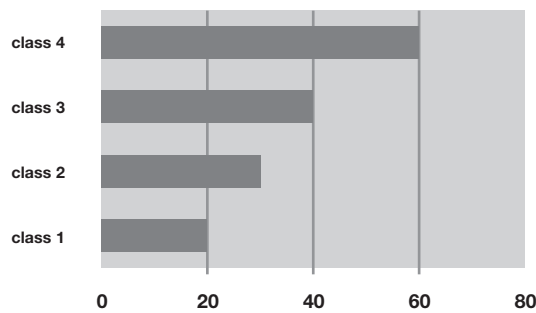
HEWI door fittings are tested and monitored by the testing body MPA NRW to standard EN 1906. The standard defines the requirements and test methods. Our door fittings are classified according to a classification code which assigns the door fittings in

- class 3 – B-technology
- class 4 – R/H-technology, flat roses and bicolor

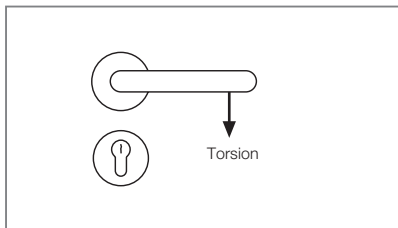
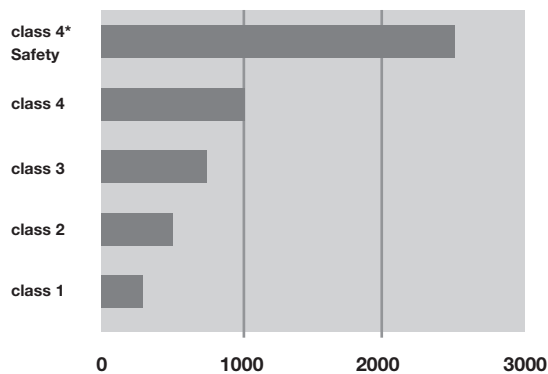
HEWI door fittings are continuously monitored during the production process and are tested in a continuous test beyond the normal requirements of the relevant standards. The door fittings are tested in a test setup in which the loading and movement processes are simulated. Following this load test with the chosen connection technology, HEWI door fittings do not show any signs of an increase in play.

Here are the most important criteria in EN 1906:  
According to EN 1906, the following strengths must be achieved for the torsional and tensile strength:

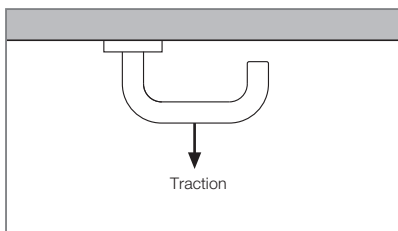
**Torsional strength**



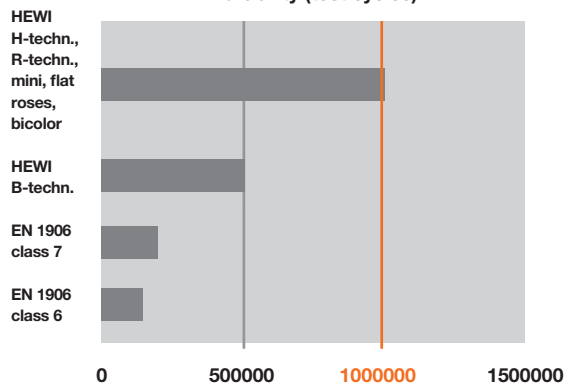
**Tensile strength**



Flat roses, bicolor, mini, H- and R-technology products in Class 4 „Safety“ fulfill the increased requirements for additional testing with a tensile load of  $F = 2500\text{ N}$ . The „Safety“ test must not be confused with the term „Security Fittings“.



**Durability (test cycles)**



\*5th digit in the classification key

As far as the application of the above European standard is concerned, door lever handles and door knobs on backplates or roses are classified in accordance to the following 8-digit keys:

e. g. HEWI H-technology   8 mm Square 111XAH01.130	<b>New</b>	4	7	-	0	1	5	0	A
e. g. HEWI H-technology   9 mm Square 111XAH11.130		4	7	-	B1	1	5	0	A
e. g. HEWI R-technology   9 mm Square 111R11.230		4	7	-	D1	1	5	0	U

Specification for tender	Key	Possible class	class	Meaning of the class
<b>Category of use</b>	1	1 to 4	1	Medium frequency of use by persons with high incentive to exercise care, small chance of misuse (e.g. internal residential doors)
			2	Medium frequency of use by persons with high incentive to exercise care, some chance of misuse (e.g. internal office doors)
			3	High frequency of use by the public or others with little incentive to exercise care and high chance of misuse (e.g. public office doors)
			4	High frequency of use on doors subject to frequent violent use or damage (e.g. doors in sports stadiums, barracks or public buildings)
<b>Durability</b>	2	6 to 7	6	100.000 test cycles
			7	200.000 test cycles
<b>Door weight</b>	3	irrelevant	-	No classification specified
<b>Fire resistance</b>	4	0, A, B, C or D	0	No performance defined
			A	Suitable for installation in smoke control doors
			A 1	do., with 200.000 test cycles tested on a test door
			B	Suitable for installation in smoke control and fire doors
			B 1	do., with 200.000 test cycles tested on a test door
			C	Suitable for installation in smoke control and fire doors with backplate and rose requirements
			C 1	do., with 200.000 test cycles tested on a test door
			D	Suitable for installation in smoke control and fire doors with lever handle core requirements
			D 1	do., with 200.000 test cycles tested on a test door
<b>Safety</b>	5	0 or 1	0	For normal use
			1	Safety requirements
<b>Corrosion resistance</b>	6	0 to 5	0	No classification specified
			1	Low corrosion resistance (24 h salt spray test)
			2	Moderate corrosion resistance (48 h salt spray test)
			3	High corrosion resistance (96 h salt spray test)
			4	Extremely high corrosion resistance (240 h salt spray test)
<b>Security (burglary protection)</b>	7	0 to 4	0	Not burglary resistant
			1	Low burglary resistance
			2	Moderate burglary resistance
			3	High theft protective
			4	Extremely high theft protective
<b>Design type</b>	8	A, B or U	A	With spring assistance
			B	With spring preload
			U	Without spring assistance



## FIRE DOOR FITTINGS ACCORDING TO DIN 18273

Fire door fittings are subject to special requirements with respect to their design, functional and load criteria. These requirements are defined in the following standards:

DIN 4102, Part 5 + 18  
 DIN 18082, Part 1  
 DIN 18095, Part 1 + 2  
 DIN 18273

Design details and functional and load/use criteria for fire door fittings are defined in these standards. HEWI fire door fittings fulfil the requirements of the DIN standards and have been tested. HEWI fire door fittings are quality monitored according to the guidelines of construction products list A (6.17) and have monitoring certificate. For more information, please visit: [www.hewi.com](http://www.hewi.com)

### Please note:

This only applies if the fittings are installed as a complete unit with all accessory parts from a single manufacturer, i.e. the components of several manufacturers may not be mixed.

Quote from DIN18273, Section 5.1:

„Lever handle fittings for fire and smoke-proof doors must form an assembly whose individual parts must be coordinated with each other by the fittings manufacturer. The fittings manufacturer must name and label these individual parts as belonging together (e.g. in parts lists). Putting together lever handle fittings from unnamed individual parts - even of the same manufacturer - is not permitted, even if it has been verified that these individual parts are suitable according to this standard.“

The „Fachverband Schloss+Beschlagindustrie“ - trade association for the lock and fittings industry in Germany, has published the following information on the uniform procedure of fitting manufacturers in Germany with respect to fire door fittings and components:

### Supplementary notes on lever handle fittings for fire and smoke-proof doors to DIN 18273

#### Supply as complete assembly

If the complete lever handle assembly is supplied for fire and smoke-proof doors by one fittings manufacturer in the form of spindle, lever handle, bearing and accessories, the procedure remains as to date; separate marking of the complete supplied unit is not necessary.

Naming of compliance of the products with DIN 18273 is contained on the accompanying documents, separate marking of the individual parts is not necessary.

#### Supply of fire door fittings as individual components

If the fittings are supplied as individual parts, several obligations to maintain the Ü marking in accordance with DIN 18273 are transferred to the fittings trader/seller. They must point out in their documentation that only components which belong together fulfil the criteria of DIN 18273. The fittings traders must clearly assign components which belong together in their documentation according to the manufacturer's information.

Different lever handles of a fittings manufacturer may look different but belong to the same technical type. If components are supplied individually to the trade by the fittings manufacturer, a marking is attached to the outer packaging or the product. This marking has the following uniform form:

Manufacturer's mark + 

The fittings trader is then responsible of informing the installation company/buyer in a suitable way. The installation firm/user is responsible for selecting and installing approved combinations only.

#### Free composition by fittings trade/installation firm (user)

Free composition of fire door fittings from components of one manufacturer or even the mixing of lever handle fittings of different manufacturers suitable for fire and smoke protection is not permitted.

## FIRE AND SMOKE CONTROL DOORS

Fittings for fire and smoke control doors are available in R/H-technology with following functions:

### Fire door fitting

Function: the door can be locked with a key from the inside and outside. Unlocked doors can be opened from both sides with the lever handle.

- Tested to DIN 18273FS and marked with the „Ü“ seal
- Square spindle 9 mm
- Fire door fittings for lever spindle 8 mm (e.g. Switzerland) on request

### Apartment fire door fitting

Function: the door can be locked with a key from the inside and outside. The unlocked door can be opened from the inside with the lever handle, but from the outside, only with the key.

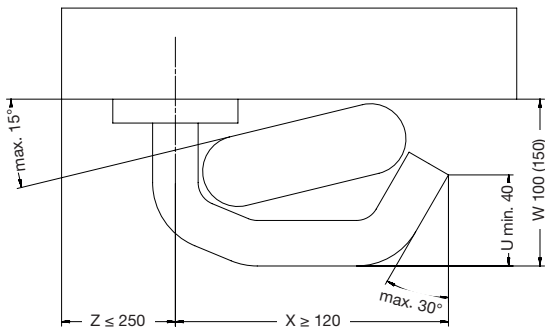
- Tested to DIN 18273FS and marked with the „Ü“ seal
- Square spindle 9 mm
- Fire door fittings for lever spindle 8 mm (e.g. Switzerland) on request

### Fire door fitting with split spindle

Function: the door can be locked with a key from the inside and outside. Unlocked doors can be opened from both sides with the lever handle. Should the door be locked, the handle unlocks the door in the direction of the escape route. This is made possible by an anti-panic-pin which is split in the middle, each part being able to rotate independently. Anti-panic fittings can only be used in conjunction with a lock for escape doors (with split lock nut).

- Tested to DIN 18273FS and marked with the „Ü“ seal
- Anti-panic square spindle 9 mm
- Test to EN 179 on request

## DIMENSIONAL REQUIREMENTS



### Legend

- U** minimum size of the returning lever handle end
- W** maximum projection
- X** minimum length
- Z** distance from the end face of the door

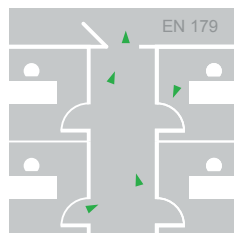
## NOTES ON EN 179 AND EN 1125

The two standards have been applicable since 2004. A revised version of both standards was published in 2008. There is no obligation to apply the standards merely because they are applicable. An obligation to apply the standards in Germany only exists if they are specified in the building codes („Landesbauordnungen“ - LBO) or in the model building regulations („Musterbauverordnungen“- MBO) of Germany's individual federal states. In their LBOs, the 16 federal states refer to the Construction Products Lists („Bauregelliste“) so that products do not have to be tested and approved in each of the individual federal states. The standards listed in the Construction Products Lists automatically apply to all LBOs. As standards EN 179 and EN 1125 are harmonised European standards, these two standards should be included in Construction Products List Part B and would therefore have to be applied. They were included in the Construction Products List, but were removed again some time later. The standards are not included in the current Construction Products List Part B. The federal states currently distance themselves from general mandatory application of EN 179 and EN 1125 for doors in escape routes, but point out that precisely this application can be required by the responsible building control authority on a case-by-case basis.

## RECOMMENDED APPLICATION

With immediate effect, always specify / install all fittings for escape routes to EN 179 (emergency exit devices) or EN 1125 (panic exit devices). Define the respective type of closure for all relevant doors in the building (emergency exit or panic exit device) and specify them as separate items in the bill of quantities. Separate tender items for the lock and fitting too: Choose the required fittings first and then the relevant approved locks/accessory components. If you are uncertain what to specify for emergency exit or panic doors, to be on the safe side, use a panic bar.

## DOOR FITTINGS AND LEVER HANDLE



### Emergency Exit Device | General Information

Not only the relevant door fittings or lever handles are required for functioning certified emergency exit devices, but also a lock with strike! Several criteria which the door fittings must fulfil are listed below. Depending on the type, the standard differentiates between single leaf and double doorset (two leaf) emergency exit devices, so that other components also belong to the emergency exit device. In the event of an emergency, the emergency exit device should enable the fastest possible evacuation of the room through the emergency exit door with only one hand movement. Regardless of whether the door is locked or only the latch closes the door.

**The standard is applied to emergency exits at which panic situations are not to be expected. The people in the building are familiar with the exits and their fittings.**

### Emergency exit device according to this standard, Type A

HEWI, together with a large number of lock manufacturers, has subjected the R and H technology door fittings to testing and certification. These products have been certified by a recognised certification body and issued with a CE conformity marking.

**SYSTEM 100 STAINLESS STEEL**



**Model 103X**  
page 44



**Model 104X**  
page 44



**SYSTEM 111 STAINLESS STEEL**



**Model 111X**  
page 52



**Model 112X**  
page 52



**Model 113X**  
page 54



**SYSTEM 162 STAINLESS STEEL**



**Model 165X**  
page 88



**Model 166X**  
page 88



**RANGE 170 STAINLESS STEEL**



**Model 173X**  
page 100



**Model 174X**  
page 100



**SYSTEM 111 POLYAMIDE**



**Model 111**  
page 58



**Model 111.23**  
pages 60, 68



**Model 114.23GK**  
pages 64, 68



**Model 115.23**  
page 64



**EXTRACT FROM EN 179**

1	User category	3 = high frequency of use
2	Durability	6 = 100.000 test cycles 7 = 200.000 test cycles
3	Door weight	5 = ≤ 100 kg 6 = ≤ 200 kg 7 = > 200 kg
4	Use in smoke-proof and fire doors assemblies	0 = not approved for use on fire/smoke door A = suitable for use on smoke door assemblies on basis of requirements according to B.1 B = suitable for installation in smoke-proof and fire doors on basis of a testing according EN 1634-1
5	Safety of people	1 = highest class
6	Corrosion resistance	3 = 96h EN 1670 4 = 240h EN 1670
7	Anti-burglary protection	2 = 1000 N 3 = 2000 N 4 = 3000 N 5 = 5000 N
8	Fitting protrusion	1 ≤ 150 mm 2 ≤ 100 mm
9	Type of operation	A = lever handle operation B = push pad operation

HEWI certified emergency exit fittings are marked with the following symbol:



**Note**

Lever handles suitable for fire doors are marked with:



The corresponding certificates are available from the lock manufacturers and HEWI.

**Emergency exit device according to this standard, Type B**

HEWI lever handles made from stainless steel are classified in the category emergency exit device TYPE B according to EN 179. HEWI lever handles are tested and certified. The following lever handles are approved for combinations with lock and strike series:



**FSDG...8...**

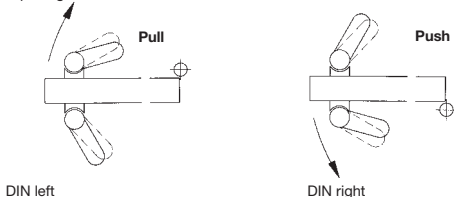


**162XADG...6...**

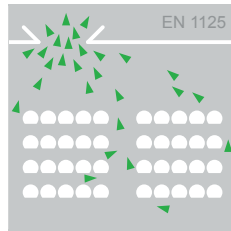
Not only the appropriate lever handles are required for a functioning, certified emergency exit device, but also a lock with strike and other components/accessories depending on the emergency exit door or device.

HEWI, together with the following lock manufacturers, has had the lever handles certified: BKS, Fuhr and KFV.

Opening direction of the door



## NOTES ON EN 1125

**Panic door devices with horizontal bar for doors in escape routes****General information**

Not only the relevant panic bars/touch bars are required for functioning certified panic door devices, but also a lock with strike! Depending on the type, the standard differentiates between single leaf and double doorset (two leaf) emergency exit devices, so that other components also belong to the emergency exit device.

In the event of an emergency, the emergency exit device should enable the fastest possible evacuation of the room through the emergency exit door. Regardless of whether the door is locked or only the latch closes the door.

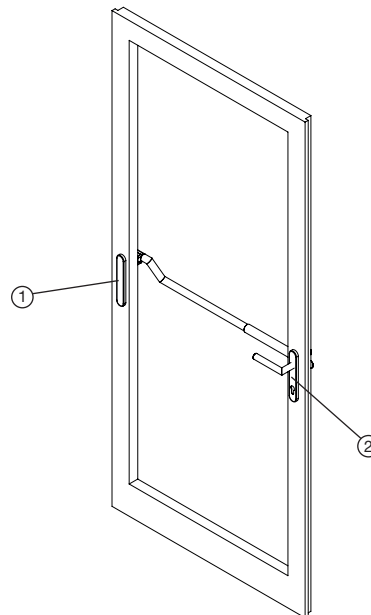
The emergency exit door must be able to be opened using the panic bar even if a compressive force of 1000 N is applied to the door. The release force on the panic bar may not exceed 220 N. This and other requirements are documented in EN 1125, e.g. durability, fire protection, resistance to abuse, etc. The panic door devices must be tested and certified to this standard.

A CE marking on the product ensures that only tested panic door devices conforming to the standard are installed.

**The standard is applied to emergency exits at which panic situations can occur.  
The people in the building are not familiar with the exits and their fittings.**

**Locking plate for panic bar fixing**

Locking plates consist of a doorplate (1) and a lever handle with backplate 219... (2) for screw fixing the panic bar.



**EXTRACT FROM EN 1125**

1	User category	3 = high frequency of use
2	Durability	6 = 100.000 test cycles 7 = 200.000 test cycles
3	Door weight	5 = ≤ 100 kg 6 = ≤ 200 kg 7 = > 200 kg
4	Use in smoke-proof and fire doors assemblies	0 = not approved for use on fire/smoke door fire doors assemblies A = suitable for use on smoke door assemblies on basis of requirements according to B.1 B = suitable for use on fire/smoke door assemblies on basis of a test according EN 1634-1
5	Safety of people	1 = highest class
6	Corrosion resistance	3 = 96h EN 1670 4 = 240h EN 1670
7	Anti-burglary protection	2
8	Fitting protrusion	1 ≤ 150 mm 2 ≤ 100 mm
9	Type of operation	A = push bar B = touch bar
10	Field of door application	A = single- and double-leaf doors, active and inactive leaf B = only for single-leaf doors C = for double-leaf doors, leaf inactive

HEWI certified emergency exit fittings are marked with the following symbol:



The corresponding certificates are available from the lock manufacturers and HEWI.

**Panic door device with bar**

HEWI panic bars and handles are classified in the category emergency exit device TYPE A and B according to EN 1125.

HEWI panic bars and handles are tested and certified.

The following products are approved for combinations with lock and strike series:



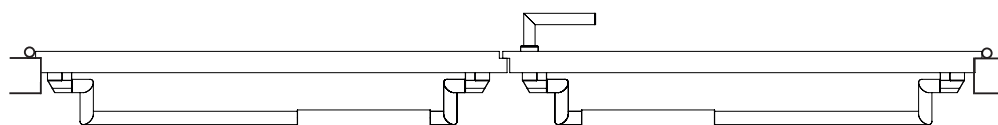
**PS111XA...**

**PS160XA...**

HEWI, together with the following lock manufacturers, has had the panic bars certified:

Assa Abloy, BMH, Fuhr, GEZE, Grundmann, KFV, MSL and Wilka.

**DIN directions for panic bars**



Fixed leaf DIN right

Active leaf DIN left

**GLASS DOOR FITTINGS WITHOUT ROSES**

Glass door fittings without roses require a door fitting with a spindle connection and a special bearing sleeve to reduce the bearing diameter from D =18 mm to D =16 mm.

Ordering by means of the product number for glass door fittings, e.g. 111XAG01.100 includes the pair of lever handles and the bearing bush.

If you require a glass door fitting which does not have a product number, you can also order it as individual parts. All pairs of lever handles made of stainless steel (H technology) and PVC (R technology) are possible.

In addition, you must also order the bearing bush (product 53712), e.g. 111PBH | Square 8 mm | Door thickness 40 mm or 111.23R | Square 8 mm | Door thickness 40 mm.

We have tested our glass door fittings with locks made by Dorma Glas and Wilhelm Schlechtendahl & Söhne.

The different glass door locks of the two manufacturers for installation without rose can be installed with HEWI's fittings without roses.

**GLASS DOOR FITTINGS WITH ROSES**

The glass door locks with roses require a door fitting with a latching technique and/or spindle connection. The connection system is included in both the H technology (e.g. stainless steel) and in R technology (PVC). Ordering by means of the existing product number for a glass door fitting, e.g. 100XAG01.130 includes the pair of lever handles and roses and a fixing set.

If you require a glass door fitting which does not have a product number, you can also order it as individual parts. All pairs of lever handles made of stainless steel (H technology) and plastic/PVC (R technology) with corresponding roses and fixing materials are possible here, e.g. 101XAH | Square 8 mm | Door thickness 40 mm - 305.20SXA | Door thickness 40 mm or 111.23R | Square 8 mm | Door thickness 40 mm - 305.23R | Door thickness 40 mm.


The glass door locks made by Dorma Glas, e.g. Dorma Junior Office or Junior Office Classic can be used with the standard range of H/R technology roses. The glass door locks provide the option of screwing the roses onto each other. Further, the glass door lock made by Wilh. Schlechtendahl & Söhne Atelier F/R Business Line can be used with Hewi's standard products. With the glass door locks made by Dorma Glas - Studio Rondo/Studio Classic - you can order the lock prepared for door fitting installation at the front or rear, see [www.dorma-glas.de](http://www.dorma-glas.de). HEWI's fixing materials include the materials required for this special installation.

The Studio - Privat Line made by Wilh. Schlechtendahl & Söhne can be combined with the pairs of lever handles and the round roses in the R-technology range. If ordering H technology together with this glass door lock, please contact our support department.

In this way, you can use all door fittings as glass door fittings with and without roses

## Flat Roses

### Latching connection



HEWI offers a special design solution for fixing the lever handle, especially for the premium hardware. System 100, System 162, Range 250 and Range 260, and bicolor are available with flat roses. The extremely flat roses have an overall height of only 3 and are optionally available in satin or mirror polished stainless steel. The preassembled assemblies are connected by latched mounting. This ensures easy, toolless and precise installation. Dismantling is equally fast and easy.

The flat rose does not require any separate machining of the door leaf. The standard holes in the door are used for the installation. The flat rose fulfils the criteria for category of use 4 to EN 1906 and is can thus be used for many and diverse applications. It is not only suitable for housing but also for office and commercial buildings. Fire door sets to DIN 18273 are also available.

**Push it!**

---

- Fast latching together of preassembled assemblies
- Secured with a setscrew



**Functional Aspects**

---

**Specification for tender**

1 Category of use	Class 2/3/4
2 Durability	Class 7
3 Door weight	no classification specified
4 Fire resistance	Class 0, optional class B1
5 Safety	Class 1
6 Corrosion resistance	Class 5
7 Anti-burglary protection	Class 0
8 Design type	U

**Examples:**

Door fitting with 7 mm spindle:

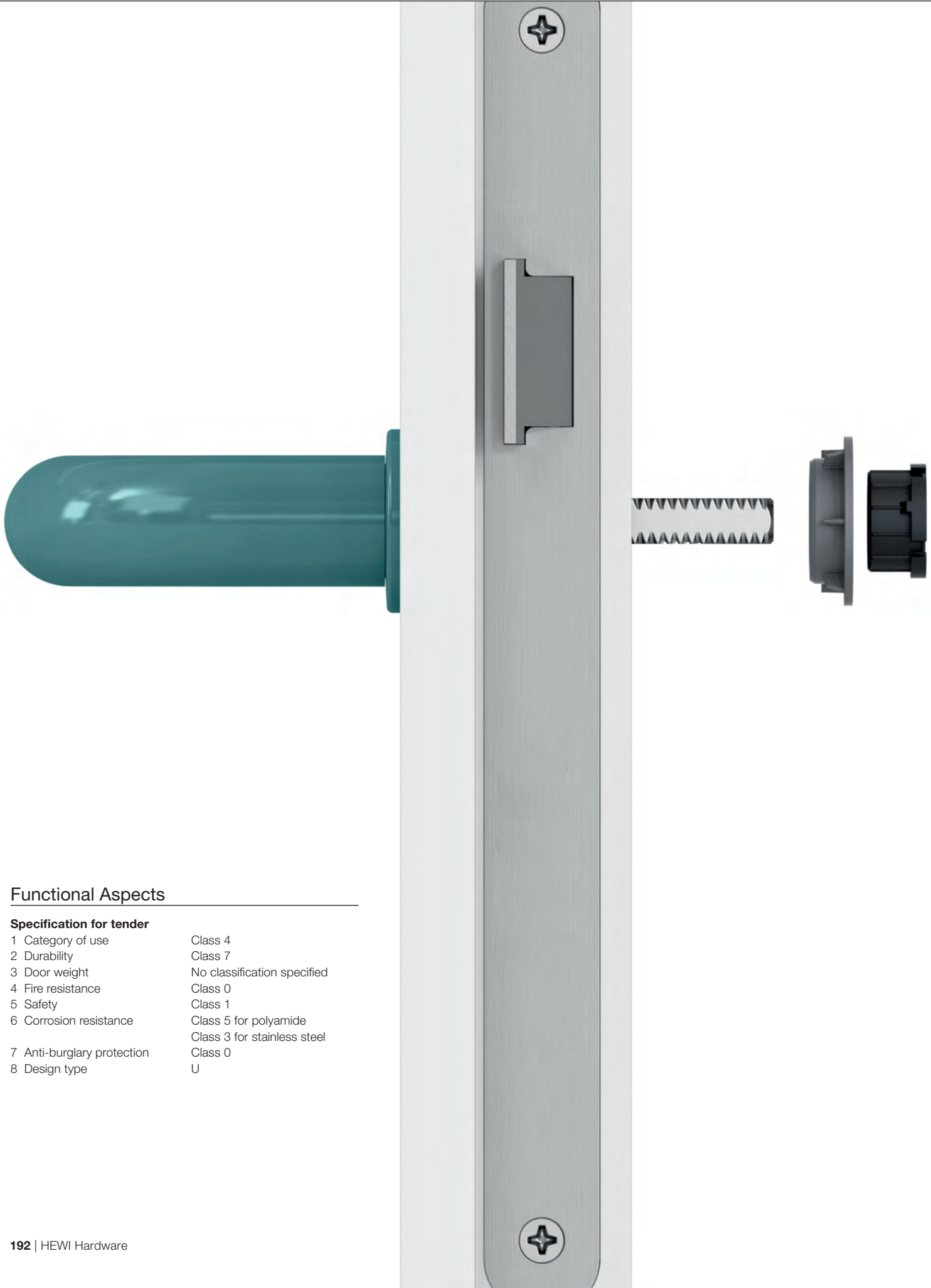
**2 7 - 0 0 4 0 U**

Door fitting with 8 mm or 8,5 mm spindle:

**3 7 - 0 0 4 0 U**

Fire protective fitting with 9 mm spindle:

**4 7 - B1 1 4 0 U**




### Functional Aspects

**Specification for tender**

1 Category of use	Class 4
2 Durability	Class 7
3 Door weight	No classification specified
4 Fire resistance	Class 0
5 Safety	Class 1
6 Corrosion resistance	Class 5 for polyamide Class 3 for stainless steel
7 Anti-burglary protection	Class 0
8 Design type	U

## Patented Installation Concept Innovative Technology



With mini HEWI not only fulfils the highest standards of unusual design, but also lasting quality and innovative technology. The art of engineering made in Germany – this is what the mini patented mounting concept stands for. The unique fixing solution is not only particularly fast and easy to mount, it completely dispenses with traditional necessities,

for example, drilling holes in the door leaf. Despite the mini-mised rose, mini fulfils the requirements of EN 1906 category of use 4. With more than 1 million tested use cycles, the permanently reliable quality of mini is certified by an independent test institute.

# Stainless steel

Frequently used doors in public buildings  
B-Technology | Category of use 3



- Suitable for the projects segment (non-private housing) to DIN 18255 and EN 1906
- Fast installation (lever handles are latched into the bottom sections already mounted on the door)
- Non-loosening connection between the spindle and lever handle
- 5 mm bearing point as maintenance free plain bearing
- Support module can be used on left and right
- Fixed rotatable bearing with automatically latching locking system and additional grubscrew connection
- Corrosion resistance

## Stainless steel or synthetic material lever handles in B-technology

### Specification for tender

1 Category of use	Class 2/3
2 Durability	Class 7
3 Door weight	no classification specified
4 Fire resistance	Class 0
5 Safety	Class 0
6 Corrosion resistance	Class 4
7 Anti-burglary protection	Class 0
8 Design type	A

### Examples:


Door fitting with 7 mm spindle B-technology:

**27-0040A**

Door fitting with 8 or 8,5 mm spindle B-technology:

**37-0040A**

Frequently used doors in p. buildings | Vandalism  
H-Technology | Category of use 4



- New** · Tested and certified for over 1.000.000 movement cycles
- Suitable for the projects segment (non-private housing) to DIN 18255 and EN 1906
- Fast installation (lever handles are latched into the bottom sections already mounted on the door)
- Non-loosening, concealed screw fastening with sleeved screws and support lugs
- M5 setscrews
- 5 mm bearing point as maintenance free plain bearing
- Support module can be used on left and right
- Fixed rotatable bearing with automatically latching locking system and additional grubscrew connection
- Corrosion resistance
- Fire door fittings to DIN 18273 available **F**

## Stainless steel or synthetic material lever handles and glass lever handles in H-technology

### Specification for tender

1 Category of use	Class 2/4
2 Durability	Class 7
3 Door weight	no classification specified
4 Fire resistance	Class 0, optional class B1 or D1
5 Safety	Class 1
<b>New</b> 6 Corrosion resistance	Class 5
7 Anti-burglary protection	Class 0
8 Design type	A

### Examples:

Door fitting with 7 mm spindle H-technology:

**27-0150A**

Door fitting with 8 mm spindle H-technology:


**47-0150A**

Fire protective fitting with 9 mm spindle in H-technology:


Stainless steel                      Synthetic material  
**47-B1150A**                      **47-D1150A** **F**

# Polyamide

Frequently used doors in p. buildings | Vandalism  
R-Technology | Category of use 4



Low use internal doors  
E-Technology



- New** · Tested and certified for over 1.000.000 movement cycles
- Suitable for the projects segment (non-private housing) to DIN 18255 and EN 1906
- Fast installation (lever handles are latched into the bottom sections already mounted on the door)
- Non-loosening, concealed screw fastening with sleeved screws and support lugs
- 12 mm bearing point as maintenance free plain bearing
- The spindle balances out the play between the female parts
- Fixed rotating bearing with self-latching locking system
- Corrosion resistance
- Fire door fittings to DIN 18273 available **F**

- Easy to assemble
- Self-latching spring bolt connection
- 7 mm bearing point as maintenance free plain bearing
- Non-loosening, concealed screw fastening with Spax screws and support lugs

## Polyamide-Lever handle in R-technology

### Specification for tender

1 Category of use	Class 2/4
2 Durability	Class 7
3 Door weight	no classification specified
4 Fire resistance	Class 0, optional class D1
5 Safety	Class 1
<b>New</b> 6 Corrosion resistance	Class 5
7 Anti-burglary protection	Class 0
8 Design type	U

### Examples:

Door fitting with 7 mm spindle R-technology:

**2 7 - 0 0 5 0 U**

Door fitting with 8 mm or 8,5 mm spindle R-technology:

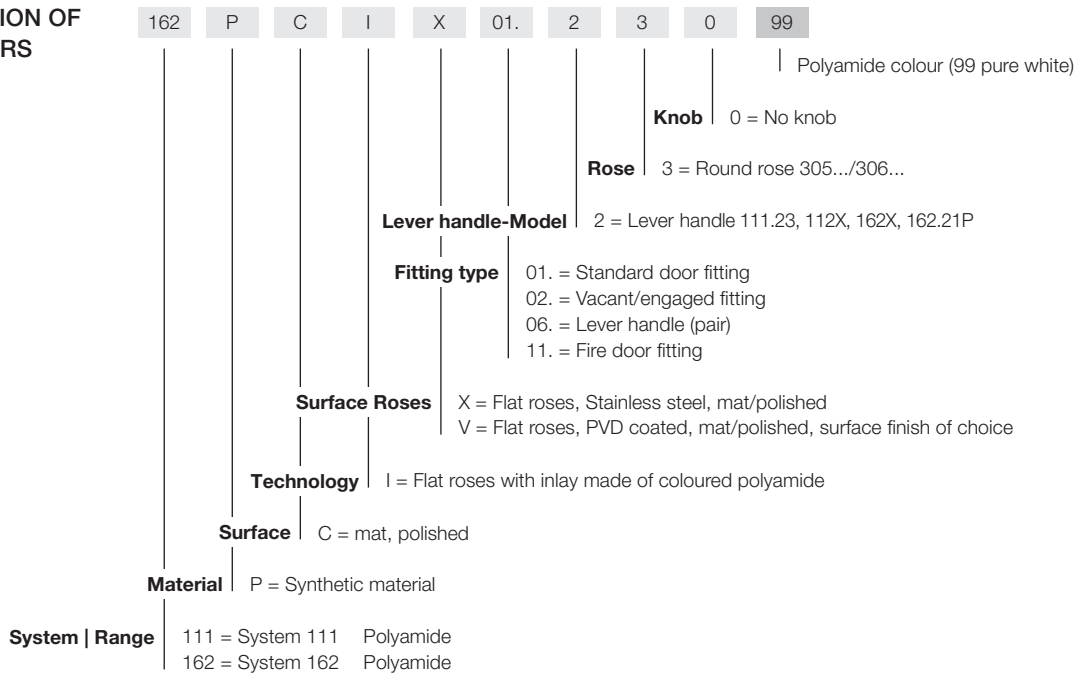
**4 7 - 0 1 5 0 U**

Fire protective fitting with 9 mm spindle R-technology:

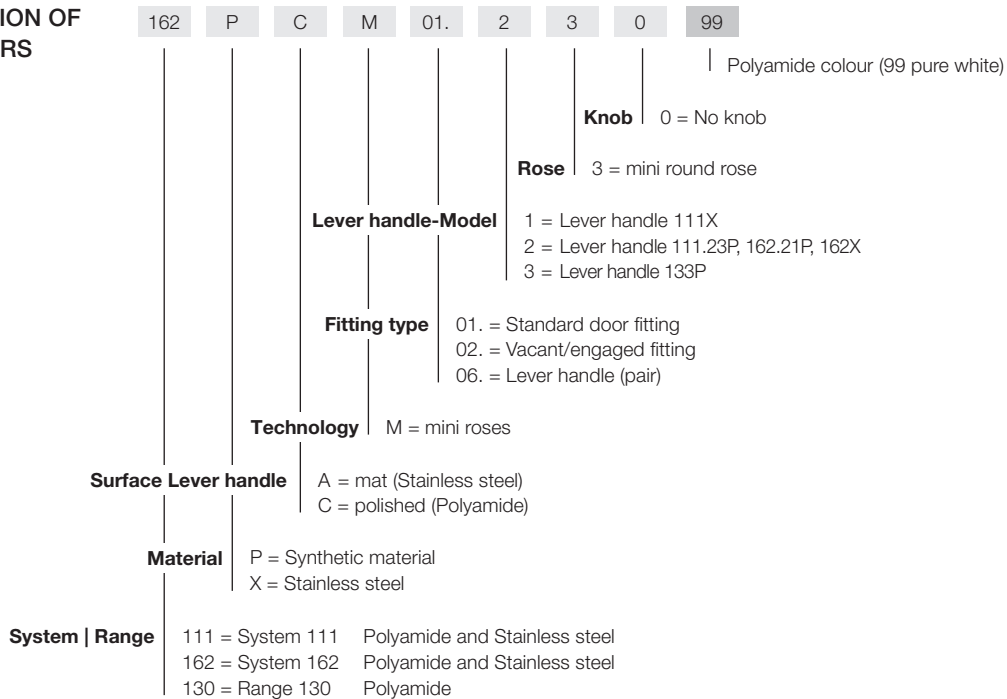
**4 7 - D1 1 5 0 U** **F**

Detailed product-related specification texts can be found under:  
[www.hewi.com/product\\_catalogue](http://www.hewi.com/product_catalogue)

**CLASSIFICATION OF ITEM NUMBERS**  
bicolor



**CLASSIFICATION OF ITEM NUMBERS**  
mini



**CLASSIFICATION OF ITEM NUMBERS**

162	P	C	H	03.	2	3	3	99
								Polyamide colour (99 pure white)
							<b>Knob</b>	0 = No knob 2 = Knob 122.23 3 = Knob 123.23 5 = Knob 105X 6 = Knob 106X 7 = Knob 107X 8 = Knob 108X, 138 9 = Knob 109X
							<b>Rose   Backplate</b>	1 = Backplate (short) 230... 3 = Round rose 305.../306... 4 = Oval rose 315.../316... 5 = Backplate (short) 219... 7 = Backplate (long) 235... 8 = Backplate (short) 217... A = Square rose 307.../308... B = Rectangular rose 317.../318... C = Rectangular backplate 220...
							<b>Lever handle-Model</b>	1 = Lever handle 101X, 111, 111X, 251X, 261X 2 = Lever handle 111.23, 112X, 162X, 162.21P 3 = Lever handle 103X, 113X, 133, 173X 4 = Lever handle 104X, 114.23GK, 174X 5 = Lever handle 115.23, 165X, 185X 6 = Lever handle 166X
							<b>Fitting type</b>	01. = Standard door fitting 02. = Vacant/engaged fitting 03. = Apartment door fitting 05. = Vacant-/engaged fitting with extended turn knob 06. = Lever handle (pair) 11. = Fire door fitting 12. = Fire door fitting with split spindle 13. = Apartment fire door fitting 17. = Locking plate panic bar 22. = Front door half-fitting, ES1 (according to DIN 18257) 23. = Front door half-fitting, ES1 ZA (according to DIN 18257) 51. = Framed door fitting 52. = Fitting for framed fire doors
							<b>Technology</b>	B = B-technology H = H-technology R = R-technology only polyamide System 111, Range 130 E = E-technology only polyamide System 111 S = Protective fitting only polyamide System 111 G = Glass door fitting L = Flat roses
							<b>Surface</b>	A = satin Ranges/Systems 100X, 111X, 162X, 170X, 180X, 250X, 260X C = mirror polished Ranges/Systems 100X, 162P, 250X, 260X O = overlay glass Range 180X Not specified = Products in polyamide
							<b>Material</b>	X = Stainless steel P = Synthetic material Not specified = Products in polyamide
							<b>System   Range</b>	100 = System 100 Stainless steel 111 = System 111 Polyamide and Stainless steel 130 = Range 130 Polyamide 162 = System 162 Polyamide and Stainless steel 170 = Range 170 Stainless steel 180 = Range 180 Stainless steel 250 = Range 250 Stainless steel 260 = Range 260 Stainless steel



# Spindles Installation Jigs

## SPINDLES | INSTALLATION JIGS

Spindles	200
Installation jigs	201
Technical information components	202
Technical information installation jigs	203

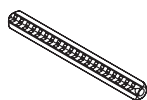


Spindle 72.7B

# Spindles

Item Number

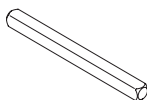
Specification



60.9R

**HEWI Spindle (spring pin)**

- made of zinc-coated steel
- for connecting lever half female parts in R-technology synthetic material




69.6B

- do., for B- and H-technology

**Ordering Information**

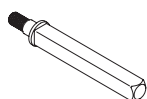
- Item number
- Square 8, 8,5, 9 **F** or reduced 10 to 8 mm
- Door thickness



70.9R

**HEWI Spindle**

- made of zinc-coated steel
- for connecting female parts of R-technology door knobs (square 9 mm)
- with the female parts of R-technology lever handles
- spindle in conjunction with a door knob female part results in a fixed knob

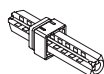


79.6B

- do., for B- and H-technology
- additional for apartment door fittings: special rose or backplate for fixed door knobs

**Ordering Information**

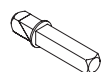
- Item number
- Backplate/rose-number
- Knob-number
- Square 8, 8,5, 9 **F** or reduced 10 to 8 mm
- Door thickness



72.9R

**HEWI Spindle to plug in mounting**

- made of zinc-coated steel
- for one-sided mounting of lever handle female parts in R-technology




72.7B

- do., for H-technology

**Ordering Information**

- Item number
- Square 8, 8,5, 9 **F** or reduced 10 to 8 mm
- Measurement x



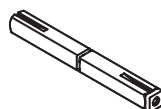
73.1

**HEWI Spindle**

- made of zinc-coated steel
- for connecting fixed door knobs with lever handle female parts in E-technology

**Ordering Information**

- Item number
- Square 8 mm
- Door thickness



72.3R

**HEWI Spindle for anti-panic lock with split follower**

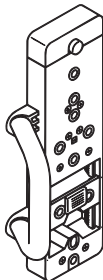
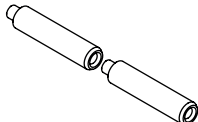
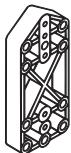
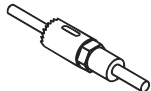

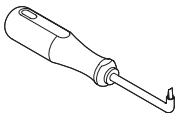
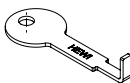
- made of zinc-coated steel
- for connecting lever handle female parts in R-and H-technology

**Ordering Information**

- Item number
- Square 9 mm **F**
- Measurement xi/xa

→ on request: Lever spindle 61.1 for female lever parts (E-technology)



Item Number	Specification
	<p><b>BL305.6.10U</b></p> <p><b>HEWI Installation jig</b> (not taken back)</p> <ul style="list-style-type: none"> <li>· for mounting all rose (except 315... and 316...) fittings and finger plates as well as for pre-drilling holes for protective fittings</li> <li>· made of high-quality polyamide, with drill bushes of hardened steel</li> <li>· with adjustable to suit lock centres 42-92 mm (BB/PZ) and 50-100 mm (NR/FB...),</li> <li>· complete with centring pins and 7 mm drill (contained in the gauge store</li> <li>· incl. item number 63700 for use in large door thicknesses</li> </ul>
	<p><b>63700</b></p> <p><b>HEWI Centring punch</b></p> <ul style="list-style-type: none"> <li>· as a complement to existing drill gauge BL305.6.10U for use in large door thicknesses</li> <li>· allows the extension of the mating centers of 30 mm</li> <li>· 2 pieces per set</li> </ul>
	<p><b>BL305.6.00</b></p> <p><b>HEWI Drill gauge</b> (not taken back)</p> <ul style="list-style-type: none"> <li>· for mounting roses 305... and 306...</li> <li>· made of synthetic material with steel centring punches</li> </ul> <p>Important to note: his drilling template is suitable for marking up and mounting a maximum of 20 fittings.</p>
	<p><b>ZF27</b></p> <p><b>HEWI Cutter and centre bit</b> (not taken back)</p> <ul style="list-style-type: none"> <li>· for installation of protective fittings, as well as lever handle/pull combination and half combination furniture in R-technology</li> <li>· ø 27 mm, complete with 8, 9 and 10 mm centring punches</li> </ul> <p><b>ZF27HM</b></p> <ul style="list-style-type: none"> <li>· do., for metal doors</li> <li>· ø 27 mm, complete with 8, 9 and 10 mm centring punches</li> </ul>
	<p><b>BM1106</b> (10er pieces)</p> <p><b>HEWI Mounting material for framed doors</b></p> <ul style="list-style-type: none"> <li>· for fixing of roses 315... on framed doors</li> <li>· including self-locking screws</li> </ul>
	<p><b>49444</b></p> <p><b>HEWI Cover lifter</b> (not taken back)</p> <ul style="list-style-type: none"> <li>· for lifting off rose or backplate caps when dismantling lever handle fittings</li> </ul>
	<p><b>59705</b></p> <p><b>HEWI Key</b></p> <ul style="list-style-type: none"> <li>· for dismantling H and B-technology lever handles</li> </ul>

## Interior doors (Massive doors)

### Standard door fitting

Required components

Component	Quantity
Female parts	2 pieces
Lever roses H/B/R-technology	1 pair
Escutcheons	1 pair
Alt. backpl. H/B/R-technology	1 pair
Spindle 69.6B H/B-technology	1 piece
Spindle 60.9R R-technology	1 piece

### Vacant/engaged fitting

Required components

Component	Quantity
Female parts	2 pieces
Lever roses H/B/R-technology	1 pair
WC-Roses	1 pair
Alter. vacant/engaged backpl. H/B/R-t.	1 pair
Spindle 69.6B H/B-technology	1 piece
Spindle 60.9R R-technology	1 piece

### Apartment door fitting

Required components

Component	Quantity
Female part	1 piece
Knob, female part square 9 mm	1 piece
Lever roses H/B/R-technology	1 pair
Escutcheons	1 pair
Alternativ backplate H/B/R-technology	1 pair
Spindle 79.6B H/B-technology	1 piece
Spindle 70.9R R-technology	1 piece

### Half fitting

Required components

Component	Quantity
Female part	1 piece
Lever roses H/R-technology	1 piece
Escutcheons	1 pair
Alternativ backplates	1 piece
Spindle 72.7B H-technology	1 piece
Spindle 72.9R R-technology	1 piece

## Fire and smoke protective doors

### Fire door fitting

Required components

Component	Quantity
Female parts square 9 mm	2 pieces
Lever roses H/R-technology	1 pair
Fire protective escutcheons	1 pair
Alt. fire protective backplate	1 pair
Spindle 69.6B H-technology	1 piece
Spindle 60.9R R-technology	1 piece

### Fire door fitting with split spindle

Required components

Component	Quantity
Female parts square 9 mm	2 pieces
Lever roses H/R-technology	1 pair
Fire protective escutcheons	1 pair
Alt. fire protec. backplate H/R-t.	1 pair
Spindle 72.3R H/R-technology	1 piece

### Fire protection-Apartment door fitting

Required components

Component	Quantity
Female part square 9 mm	1 piece
Knob, female part square 9 mm	1 piece
Lever roses H/R-technology	1 pair
Fire protective escutcheons	1 pair
Alt. fire protec. backplate H/R-tech.	1 pair
Spindle 79.6B H-technology	1 piece
Spindle 70.9R R-technology	1 piece

The tables show you the drilling templates and centring cutters necessary to install HEWI backplates and roses.

Search to the right of the relevant item number of the backplates or roses to find the drilling template and corresponding centring cutter required for installation.

Backplates/Roses	Installation Jigs	
	BL305.6.10U for standard installation	BL305.6.00 for max. 20 sets
217...	•	
219...	•	
220...	•	
230...	•	
235...	•	
235.21...	•	
236...	•	
285...	•	
305.../307...	•	•
306.../308...	•	•
306.23ES.../308ES	•	•
Protection fittings	•	

	Centre bits ZF27
<b>E-technology</b>	•
<b>R-technology</b>	
· variable fitting on knob side	•
· mounting material BM1106...	•
· push-on installation pin 72.9R	•
<b>Protection fittings</b>	
· knob side/outside	•
<b>H-technology</b>	
· mounting material BM1106...	•
· push-on installation pin 72.6B	•



# Window Handles

## Stainless Steel and Polyamide

### STAINLESS STEEL

Overview	206
System 100	208
System 111	209
System 162	210
Range 170	211
Range 180	212 – 213
Range 250	214
Range 260	214
Components	215

### POLYAMIDE

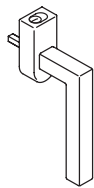
Overview	207
System 111 Polyamide	216 – 217
Range 130	218
System 162	219
Components	215
Ordering aid	220



SYSTEM 100 STAINLESS STEEL



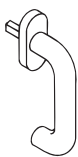
100XAFG.1B  
page 208



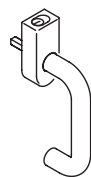
100XAFGA.1  
lockable  
page 208



SYSTEM 111 STAINLESS STEEL



111XAFG.1  
page 209



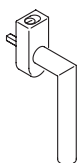
111XAFGA.1  
lockable  
page 209



SYSTEM 162 STAINLESS STEEL



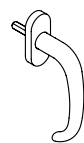
162XAFG.2  
page 210



162XAFGA.2  
lockable  
page 210



RANGE 170 STAINLESS STEEL



170XAFG.3  
page 211



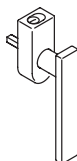
170XAFGA.3  
lockable  
page 211



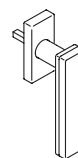
RANGE 180 STAINLESS STEEL



180XAFG.5B  
page 212



180XAFGA.5  
lockable  
page 212



180XOFG.5B  
page 213

RANGE 250 STAINLESS STEEL



250XAFG.1  
page 214



260XAFG.1  
page 214

COMPONENTS STAINLESS STEEL

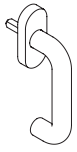


326.20XAL  
page 215

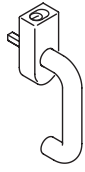


111XASG  
page 215

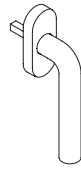
**SYSTEM 111 POLYAMIDE**



**111FG.1**  
page 216



**111FGA.1**  
lockable  
page 216



**111FG.6**  
page 217



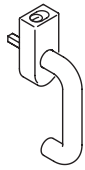
**111FGA.6**  
lockable  
page 217



**SYSTEM 111 POLYAMIDE *active+***



**111PDFG.1**  
page 216



**111PDFGA.1**  
lockable  
page 216



**RANGE 130 POLYAMIDE**



**130FG.3**  
page 218



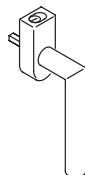
**130FGA.3**  
lockable  
page 218



**SYSTEM 162 POLYAMIDE**



**162PCFG.2**  
page 219



**162PCFGA.2**  
lockable  
page 219



**COMPONENTS POLYAMIDE**



**326.20L**  
page 215



**116PCSG**  
page 215

**GLASS REBATED HANDLE POLYAMIDE**



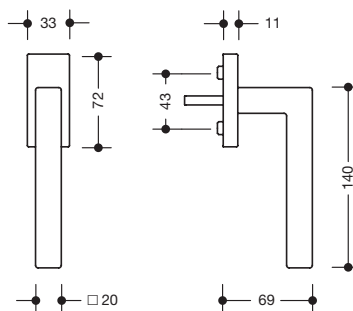
**554**  
page 215

Item Number

Dimensions in mm / Specification



100XAFG.1B\*



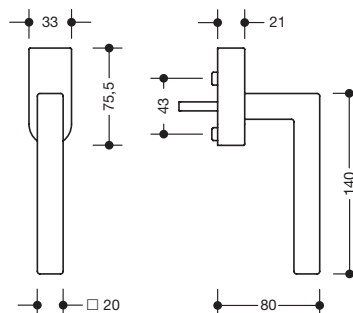
**HEWI Window handle**

- made of stainless steel, satin, handle 20 x 20 mm
- lever held by spring clip at 90° mounted on square rose
- with support cams concealed screw mounting
- screw hole spacing 43 mm, spindle 7 mm square
- supplied without fixing screws

Available with 45° stop for night ventilation on request.



100XAFGA.1\*\*



**HEWI Window handle**

- lockable, made of stainless steel, satin
- handle 20 x 20 mm, lever held by spring clip at 90°
- backplate with steel body and alignment lugs, fixing screws protected against unauthorized removal, snap on cover
- screw hole spacing 43 mm, spindle 7 mm square
- with special screws M5 and wood screws
- cylinder with 5 pins, lockable in all positions

100XAFGA.1K\*\*

- do., for windows with tilt before turn function



**MATERIAL | SURFACES**

**Stainless steel**  
satin, mirror polished\*

**If only the article number is given in the order, we assume the following standard option:**

- 1. Window handle (standard) „...FG...“ :**  
preceding spindle length = 30 mm, latching = 90°
- 2. Window handle lockable „...FGA...“ :**  
preceding spindle length = 30 mm, latching = 90°,  
Type of locking = keyed alike,  
Keying number = freely selectable

\*\* Certification to RAL-GZ 607/9; 09.2012;  
tested to EN 13126 Part 3, fulfill the requirements of EN 1627-1630 for grade RC1-RC6 window elements.

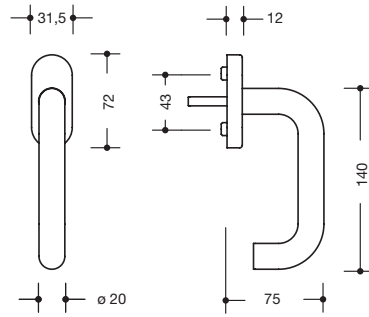
Item Number

Dimensions in mm / Specification

Window Handles



**111XAFG.1**



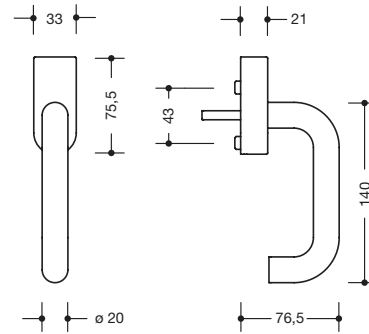
**HEWI Window handle**

- made of stainless steel, satin, handle ø 20 mm
- lever held by spring clip at 90°, mounted on oval rose
- with support cams concealed screw mounting
- screw hole spacing 43 mm, spindle 7 mm square
- supplied without fixing screws.

Available with 45° stop for night ventilation on request.



**111XAFGA.1\*\***



**HEWI Window handle**

- lockable, made of stainless steel, satin
- handle ø 20 mm, lever held by spring clip at 90°
- backplate with steel body and alignment lugs, fixing screws protected against unauthorized removal, snap on cover
- screw hole spacing 43 mm, spindle 7 mm square
- with special screws M5 and wood screws
- cylinder with 5 pins, lockable in all positions

**111XAFGA.1K\*\***

- do., for windows with tilt before turn function

**PRICE INFORMATION**

\* Surface C = mirror polished  
only available for standard window handles  
System 100 (not for lockable variations)

**ORDERING INFORMATION**

**Item Number**  
**Please advise surface finish when ordering**  
**Spindle length:** advice protruding spindle length  
**Opening direction of door (DIN):** K-model  
**Type of locking:** various locking type  
**Keying number:** e.g. expansion of existing buildings

**CROSS-REFERENCES**

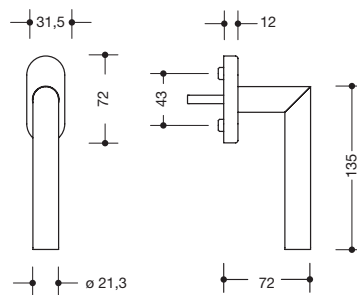
← HEWI Lever handles **pages 42, 52**  
→ Ordering aid **page 220**  
→ HEWI Pull handles **from page 225, 228**

Item Number

Dimensions in mm / Specification



162XAFG.2



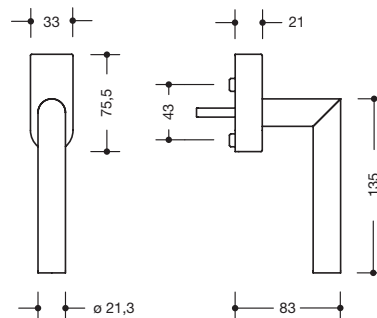
**HEWI Window handle**

- made of stainless steel, satin, handle  $\varnothing$  21,3 mm
- lever held by spring clip at 90°, mounted on oval rose
- with support cams concealed screw mounting
- screw hole spacing 43 mm, spindle 7 mm square
- supplied without fixing screws

Available with 45° stop for night ventilation on request.



162XAFGA.2\*\*



**HEWI Window handle**

- lockable, made of stainless steel, satin
- handle  $\varnothing$  21,3 mm, lever held by spring clip at 90°
- backplate with steel body and alignment lugs, fixing screws protected against unauthorized removal, snap on cover
- screw hole spacing 43 mm, spindle 7 mm square
- with special screws M5 and wood screws
- cylinder with 5 pins, lockable in all positions

162XAFGA.2K\*\*

- do., for windows with tilt before turn function

**MATERIAL | SURFACES**

**Stainless steel**  
satin

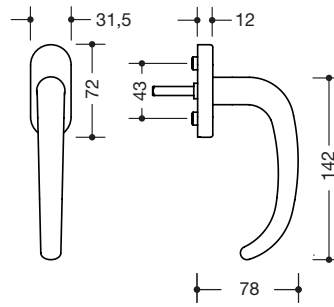
**If only the article number is given in the order, we assume the following standard option:**

- 1. Window handle (standard) „...FG...“ :**  
preceding spindle length = 30 mm, latching = 90°
- 2. Window handle lockable „...FGA...“ :**  
preceding spindle length = 30 mm, latching = 90°,  
Type of locking = keyed alike,  
Keying number = freely selectable

\*\* Certification to RAL-GZ 607/9; 09.2012;  
tested to EN 13126 Part 3, fulfil the requirements of EN 1627-1630 for grade RC1-RC6 window elements.

Item Number

Dimensions in mm / Specification

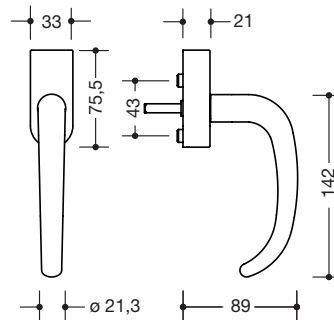


**170XAFG.3**

**HEWI Window handle**

- made of stainless steel, satin, handle  $\varnothing$  21,3 mm
- lever held by spring clip at 90°, mounted on oval rose
- with support cams concealed screw mounting
- screw hole spacing 43 mm, spindle 7 mm square
- supplied without fixing screws

Available with 45° stop for night ventilation on request.



**170XAFGA.3\*\***

**HEWI Window handle**

- lockable, made of stainless steel, satin
- handle  $\varnothing$  21,3 mm, lever held by spring clip at 90°
- backplate with steel body and alignment lugs, fixing screws protected against unauthorized removal, snap on cover
- screw hole spacing 43 mm, spindle 7 mm square
- with special screws M5 and wood screws
- cylinder with 5 pins, lockable in all positions

**170XAFGA.3K\*\***

- do., for windows with tilt before turn function

**ORDERING INFORMATION**

**Item Number**

**Please advise surface finish when ordering**

**Spindle length:** advice protruding spindle length

**Opening direction of door (DIN):** K-model

**Type of locking:** various locking type

**Keying number:** e.g. expansion of existing buildings

**CROSS-REFERENCES**

← HEWI Lever handles **pages 86, 100**

→ Ordering aid **page 220**

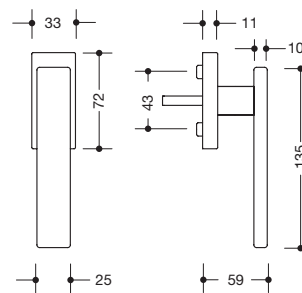
→ HEWI Pull handles **from page 230**

Item Number

Dimensions in mm / Specification



**180XAFG.5B**



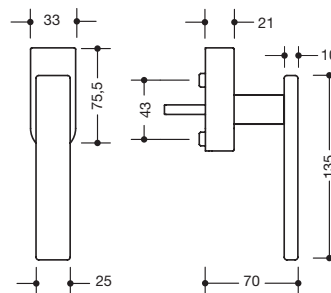
**HEWI Window handle**

- made of stainless steel, satin, handle 135 x 25 x 10 mm
- lever held by spring clip at 90°, mounted on square rose
- with support cams concealed screw mounting
- screw hole spacing 43 mm, spindle 7 mm square
- supplied without fixing screws

Available with 45° stop for night ventilation on request.



**180XAFGA.5\*\***



**HEWI Window handle**

- lockable, made of stainless steel, satin
- handle 135 x 25 x 10 mm, lever held by spring clip at 90°
- backplate with steel body and alignment lugs, fixing screws protected against unauthorized removal, snap on cover
- screw hole spacing 43 mm, spindle 7 mm square
- with special screws M5 and wood screws
- cylinder with 5 pins, lockable in all positions

**180XAFGA.5K\*\***

- do., for windows with tilt before turn function



**MATERIAL | SURFACES**

**Stainless steel**

satin

**glass**

black

white

**If only the article number is given in the order, we assume the following standard option:**

**1. Window handle (standard) „...FG...“ :**

preceding spindle length = 30 mm, latching = 90°

**2. Window handle lockable „...FGA...“ :**

preceding spindle length = 30 mm, latching = 90°,

Type of locking = keyed alike,

Keying number = freely selectable

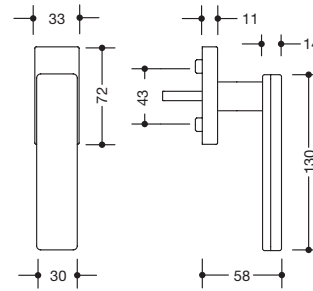
\*\* Certification to RAL-GZ 607/9; 09.2012; tested to EN 13126 Part 3, fulfil the requirements of EN 1627-1630 for grade RC1-RC6 window elements.

Item Number

Dimensions in mm / Specification



**180XOFG.5B**



**HEWI Window handle**

- made of stainless steel, satin, with 8 mm applied glass
- handle 130 x 30 x 12,5 mm
- lever held by spring clip at 90°, mounted on square rose
- with support cams concealed screw mounting
- screw hole spacing 43 mm, spindle 7 mm square
- supplied without fixing screws

Please advise favoured inlay when ordering (white, black).  
Available with 45° stop for night ventilation on request.

Window handles

**ORDERING INFORMATION**

**Item Number**  
**Please advise surface finish when ordering**  
**Spindle length:** advice protruding spindle length  
**Opening direction of door (DIN):** K-model  
**Type of locking:** various locking type  
**Keying number:** e.g. expansion of existing buildings

**CROSS-REFERENCES**

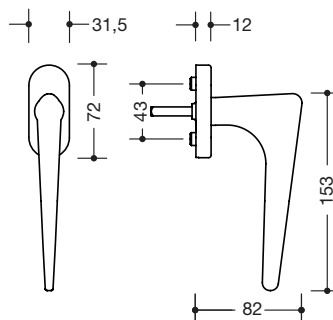
- ← HEWI Lever handles **from page 108**
- Ordering aid **page 220**
- HEWI Pull handles **page 224**

Item Number

Dimensions in mm / Specification



250XAFG.1\*



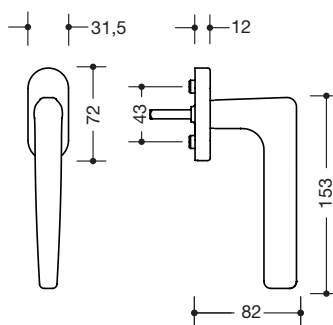
**HEWI Window handle**

- made of stainless steel, satin, handle  $\varnothing$  21,3 mm
- lever held by spring clip at 90°, mounted on oval rose
- with support cams concealed screw mounting
- screw hole spacing 43 mm, spindle 7 mm square
- supplied without fixing screws

Available with 45° stop for night ventilation on request.



260XAFG.1\*



**HEWI Window handle**

- made of stainless steel, satin, handle  $\varnothing$  21,3 mm
- lever held by spring clip at 90°, mounted on oval rose
- with support cams concealed screw mounting
- screw hole spacing 43 mm, spindle 7 mm square
- supplied without fixing screws

Available with 45° stop for night ventilation on request.


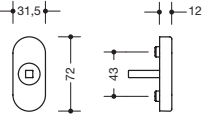

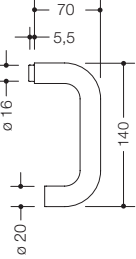

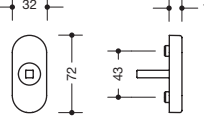

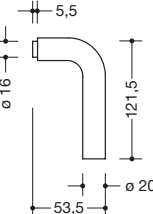

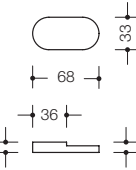
**MATERIAL | SURFACES | COLOUR**

**If only the article number is given in the order, we assume the following standard option:**

**Stainless steel**  
satin, mirror polished\*

**Polyamide**  
available in all HEWI colours, see inlay back page

**1. Window handle (standard) „...FG...“ :**  
preceding spindle length = 30 mm, latching = 90°

Item Number	Dimensions in mm / Specification
 <p><b>326.20XAL</b></p>	 <p><b>HEWI Window rose</b></p> <ul style="list-style-type: none"> <li>· made of stainless steel, lever held by spring clip at 90°</li> <li>· oval rose with support cams concealed screw mounting</li> <li>· screw hole spacing 43 mm, spindle 7 mm square</li> <li>· supplied without fixing screws</li> </ul> <p>Available with 45° stop for night ventilation on request.</p>
 <p><b>111XASG</b></p>	 <p><b>HEWI Key</b></p> <ul style="list-style-type: none"> <li>· made of stainless steel, <math>\varnothing</math> 21,3 mm</li> <li>· supplied only in surface finish A = satin</li> </ul>
 <p><b>326.20L</b></p>	 <p><b>HEWI Window rose</b></p> <ul style="list-style-type: none"> <li>· made of high-quality polyamide, lever held by spring clip at 90°</li> <li>· oval rose with support cams concealed screw mounting</li> <li>· screw hole spacing 43 mm, spindle 7 mm square</li> <li>· supplied without fixing screws</li> </ul> <p>Available with 45° stop for night ventilation on request.</p>
 <p><b>116PCSG</b></p>	 <p><b>HEWI Key</b></p> <ul style="list-style-type: none"> <li>· made of high-quality polyamide, handle <math>\varnothing</math> 20 mm</li> <li>· with corrosion resistant steel</li> </ul>
 <p><b>554</b></p>	 <p><b>HEWI Glass rebated handle</b></p> <ul style="list-style-type: none"> <li>· made of high-quality polyamide, for balcony doors</li> </ul>

**PRICE INFORMATION**

\* Surface C = mirror polished only available for standard window handles (not for lockable variations)

**ORDERING INFORMATION**

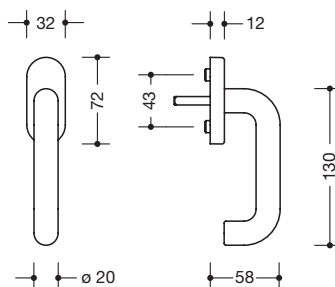
**Item Number**  
**Please advise surface finish when ordering**  
**Spindle length:** advice protruding spindle length  
**Opening direction of door (DIN):** K-model  
**Type of locking:** various locking type  
**Keying number:** e.g. expansion of existing buildings

**CROSS-REFERENCES**

← HEWI Lever handles **pages 118, 126**  
 → Ordering aid **page 220**  
 → HEWI Pull handles **from page 222**



111FG.1



**HEWI Window handle**

- made of high-quality polyamide, handle  $\varnothing$  20 mm
- with corrosion resistant steel core, lever held by spring clip at 90°
- oval rose with support cams concealed screw mounting
- screw hole spacing 43 mm, spindle 7 mm square
- supplied without fixing screws

Available with 45° or 180° stop for night ventilation on request.

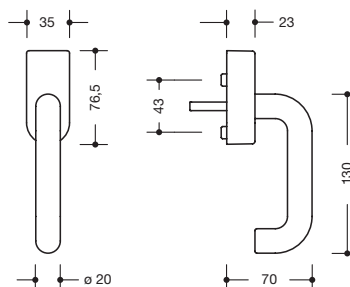
⊕ 111PDFG.1

**HEWI active+ Window handle**

- do., in HEWI colour 98 (signal white), with active antimicrobial microsilver



111FGA.1\*\*



**HEWI Window handle**

- lockable, made of high-quality polyamide, handle  $\varnothing$  20 mm
- with corrosion resistant steel core, lever held by spring clip at 90°
- backplate with steel body and alignment lugs, fixing screws protected against unauthorized removal, snap on cover
- screw hole spacing 43 mm, spindle 7 mm square
- with special screws M5 and wood screws
- cylinder with 5 pins, lockable in all positions

111FGA.1K\*\*

- do., for windows with tilt before turn function

⊕ 111PDFGA.1\*\*

**HEWI active+ Window handle**

- do., in HEWI colour 98 (signal white), with active antimicrobial microsilver

⊕ 111PDFGA.1K\*\*

- do., for windows with tilt before turn function



**MATERIAL | COLOUR**

⊕ **HEWI active+** products are available in the HEWI colour 98 (signal white).

**Polyamide**  
available in all HEWI colours, see inlay back page

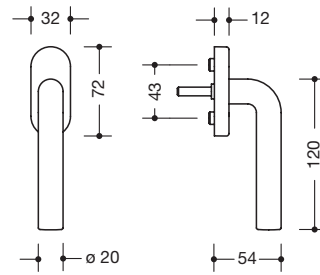
**If only the article number is given in the order, we assume the following standard option:**

- 1. Window handle (standard) „...FG...“ :**  
preceding spindle length = 30 mm, latching = 90°
- 2. Window handle lockable „...FGA...“ :**  
preceding spindle length = 30 mm, latching = 90°,  
Type of locking = keyed alike,  
Keying number = freely selectable

\*\* Certification to RAL-GZ 607/9; 09.2012;  
tested to EN 13126 Part 3, fulfil the requirements of EN 1627-1630 for grade RC1-RC6 window elements.

Item Number

Dimensions in mm / Specification

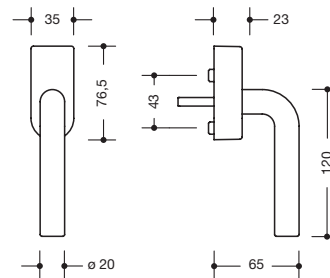


**111FG.6**

**HEWI Window handle**

- made of high-quality polyamide, handle  $\varnothing$  20 mm
- with corrosion resistant steel core, lever held by spring clip at 90°
- oval rose with support cams concealed screw mounting
- screw hole spacing 43 mm, spindle 7 mm square
- supplied without fixing screws

Available with 45° stop for night ventilation on request.



**111FGA.6\*\***

**HEWI Window handle**

- lockable, made of high-quality polyamide, handle  $\varnothing$  20 mm
- with corrosion resistant steel core, lever held by spring clip at 90°
- backplate with steel body and alignment lugs, fixing screws protected against unauthorized removal, snap on cover
- screw hole spacing 43 mm, spindle 7 mm square
- with special screws M5 and wood screws
- cylinder with 5 pins, lockable in all positions

**111FGA.6K\*\***

- do., for windows with tilt before turn function

**ORDERING INFORMATION**

**Item Number**

**Colour**

**Spindle length:** advice protruding spindle length

**Opening direction of door (DIN):** K-model

**Type of locking:** various locking type

**Keying number:** e.g. expansion of existing buildings

**CROSS-REFERENCES**

← HEWI Lever handle **from page 58**

→ Ordering aid **page 220**

→ HEWI Pull handles **from page 236**

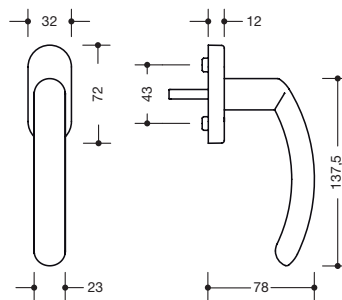
→ HEWI Hinges **from page 273**

Item Number

Dimensions in mm / Specification



**130FG.3**



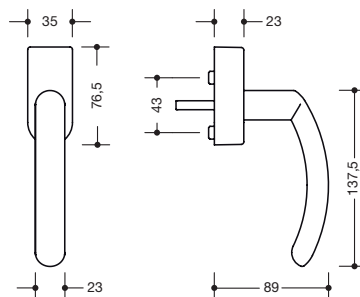
**HEWI Window handle**

- made of high-quality polyamide, handle 23 mm wide
- with corrosion resistant steel core, lever held by spring clip at 90°
- oval rose with support cams concealed screw mounting
- screw hole spacing 43 mm, spindle 7 mm square
- supplied without fixing screws

Available with 45° stop for night ventilation on request.



**130FGA.3\*\***



**HEWI Window handle**

- lockable, made of high-quality polyamide, handle 23 mm wide
- with corrosion resistant steel core, lever held by spring clip at 90°
- backplate with steel body and alignment lugs, fixing screws protected against unauthorized removal, snap on cover
- screw hole spacing 43 mm, spindle 7 mm square
- with special screws M5 and wood screws
- cylinder with 5 pins, lockable in all positions

**130FGA.3K\*\***

- do., for windows with tilt before turn function

**MATERIAL | COLOUR**

**Available polyamide colours**



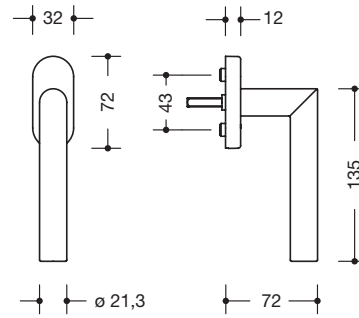
**If only the article number is given in the order, we assume the following standard option:**

- 1. Window handle (standard) „...FG...“ :**  
preceding spindle length = 30 mm, latching = 90°
- 2. Window handle lockable „...FGA...“ :**  
preceding spindle length = 30 mm, latching = 90°,  
Type of locking = keyed alike,  
Keying number = freely selectable

\*\* Certification to RAL-GZ 607/9; 09.2012;  
tested to EN 13126 Part 3, fulfil the requirements of EN 1627-1630 for grade RC1-RC6 window elements.

Item Number

Dimensions in mm / Specification



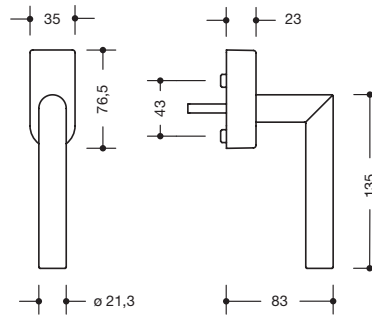
**162PCFG.2**

**HEWI Window handle**

- made of high-quality polyamide, handle  $\varnothing$  21,3 mm
- with corrosion resistant steel core, lever held by spring clip at 90°
- oval rose with support cams concealed screw mounting
- screw hole spacing 43 mm, spindle 7 mm square
- supplied without fixing screws

Available with 45° stop for night ventilation on request.

Window Handles



**162PCFGA.2\*\***

**HEWI Window handle**

- lockable, made of high-quality polyamide, handle  $\varnothing$  21,3 mm
- with corrosion resistant steel core, lever held by spring clip at 90°
- backplate with steel body and alignment lugs, fixing screws protected against unauthorized removal, snap on cover
- screw hole spacing 43 mm, spindle 7 mm square
- with special screws M5 and wood screws
- cylinder with 5 pins, lockable in all positions

**162PCFGA.2K\*\***

- do., for windows with tilt before turn function

**ORDERING INFORMATION**

**Item Number**  
**Colour**  
**Spindle length:** advice protruding spindle length  
**Opening direction of door (DIN):** K-model  
**Type of locking:** various locking type  
**Keying number:** e.g. expansion of existing buildings

**CROSS-REFERENCES**

← HEWI Lever handles **pages 78, 92**  
 → Ordering aid **page 220**  
 → HEWI Pull Handles **page 240**  
 → HEWI Hinges **from page 273**

### **Window handles lockable („...FGA...“):**

Certification to RAL-GZ 607/9; 09.2012; tested to EN 13126 Part 3, fulfill the requirements of EN 1627-1630 for grade RC1-RC6 window elements.

### **Window handle lockable tilt-first function („...K“):**

The gearing must be prepared for the tilt-first function. The tilt-first function is available in combination with lockable window handles only.

#### **Locked function:**

The window handle releases the window for tilting when the handle has been rotated through 90°. The casement cannot be completely opened (turned) with the locked function.

#### **Function not locked:**

The window handle releases the casement for tilting after the handle has been turned through 90° and for complete opening at 180°.

### **Types of locking**

- a) various locking type (VL): each locking cylinder requires a separate key.
- b) single locking type (SL): all locking cylinders can be locked using the same key.

# Pull Handles

## Stainless Steel, Glass and Polyamide

### STAINLESS STEEL, GLASS

Overview	222
Range 180	224
System 100	225 – 227
System 111	228 – 229
System 162	230 – 233
Components CombiSystem	234 – 235

### POLYAMIDE


Overview	223
System 111 Polyamide	236 – 240
Range 130	240
Pull handles for partition wall systems	241
Rail system	242 – 245
Fixing types	246 – 255
Mounting instructions	256 – 258



**RANGE 180**



**180XO.3030G6**  
30 x 14 mm  
page 224



**180XO.3030G7**  
30 x 14 mm  
page 224

**SYSTEM 100**



**100XA.30..G1**  
□ 30 mm  
page 225



**100XA.30..G6**  
□ 30 mm  
page 226



**100XA.30..G7**  
□ 30 mm  
page 227

**SYSTEM 111**



**111XA...G1**  
ø 25 mm  
ø 30 mm  
page 228



**111XA...G2**  
ø 25 mm  
page 228



**111XA...G3**  
ø 25 mm  
ø 30 mm  
page 229



**111XA...G4**  
ø 25 mm  
ø 30 mm  
page 229

**SYSTEM 162**



**160XA...G1**  
ø 25 mm  
ø 30 mm  
page 230



**160XA...G4**  
ø 25 mm  
ø 30 mm  
page 231



**160XA...G6**  
ø 25 mm  
ø 30 mm  
page 232

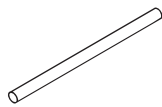


**160XA...G7**  
ø 30 mm  
page 233

**COMBISYSTEM SYSTEM 111**



**111XA30K1.A**  
ø 30 mm  
page 234



**100XA30K27**  
ø 30 mm  
page 234



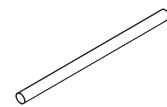
**160XA30K1.A**  
ø 30 mm  
page 235



**160XA30K6...A**  
ø 30 mm  
page 235

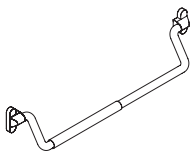


**160XA30K7.A**  
ø 30 mm  
page 235



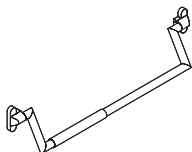
**100XA30K27**  
ø 30 mm  
page 234

**PANIC BAR SYSTEM 111**



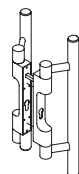
**PS111XA...**  
page 141

**PANIC BAR SYSTEM 162**



**PS160XA...**  
page 140

**PUSH & PULL HANDLE**



**162XADG...**  
page 137

**SYSTEM 111**



550...LT  
ø 30 mm

page 236



⊕  
550.33PDLT  
550.33LT  
ø 33 mm

page 236



⊕  
550.33PDGKLT  
550...GKLT  
ø 30 mm  
ø 33 mm  
ø 40 mm

page 237



550...GKWLT  
ø 30 mm  
ø 33 mm

page 238



550...KSLT  
ø 33 mm  
ø 40 mm

page 239



550KRLT  
ø 30 mm

page 240



550.33GKRLT  
ø 33 mm

page 240

**RANGE 130**



130.550.1  
ø 31 mm  
page 240

**PULL HANDLES FOR PARTITION WALL SYSTEMS**



550KRKIGA  
page 241



550.23T.41  
page 241

**PULL HANDLES**



33.2010 | 40.2010  
ø 33 mm  
ø 40 mm  
page 242



33.2020 | 40.2020  
ø 33 mm  
ø 40 mm  
page 243



33.2023 | 40.2023  
ø 33 mm  
ø 40 mm  
page 244

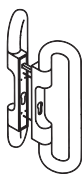


33.2070  
ø 33 mm  
page 245



33.2070S  
ø 33 mm  
page 245

**PUSH & PULL HANDLES**



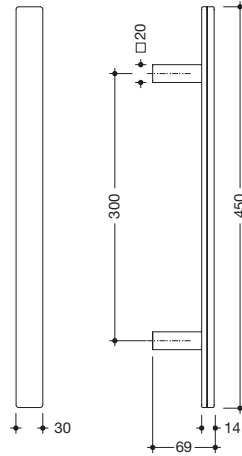
⊕  
FSDG550.08 | 111PDDG02  
page 136

Item Number

Dimensions in mm / Specification



180XO.3030G6

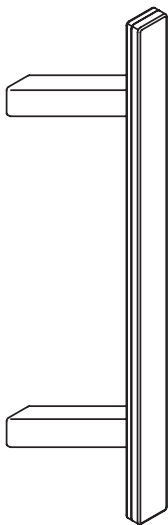


**HEWI Pull handle**

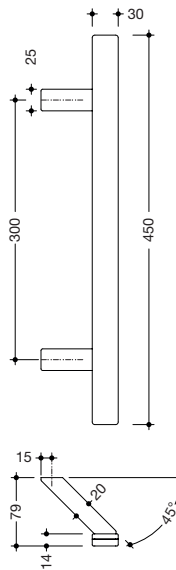
- made of stainless steel with supports  $\square$  20 mm
- c to c 300 mm, handle length 450 mm
- with attached hardened glass with painted rear surface
- in black and white

**Please note:**

Installation only possible with fixing type BA5.7... **pages 250, 253**  
 Further fixing types on request.  
 Please advise colour when ordering.



180XO.3030G7



**HEWI Pull handle**

- made of stainless steel, with inclined supports 20 x 25 mm
- c to c 300 mm, handle length 450 mm
- with attached hardened glass with painted rear surface
- in black and white
- especially suitable for framed doors according DGUV (see page 257)

**Please note:**

Installation only possible with fixing type BA5.7...R **pages 250, 253**  
 Further fixing types on request.  
 Please advise right- or left-handed version and colour when ordering.

right-handed version

**MATERIAL | SURFACES**

**Stainless steel**

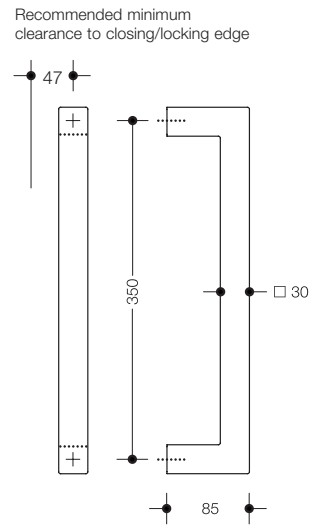
satin

**Safety glass**

black, white

Item Number

Dimensions in mm / Specification

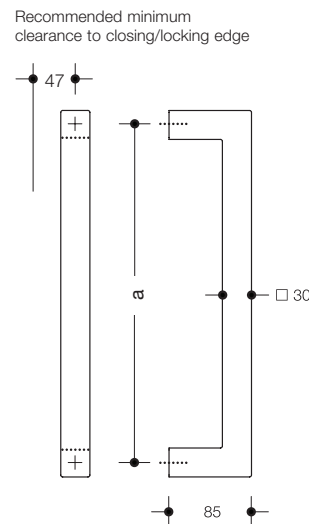


100XA.3035G1

**HEWI Pull handle □ 30 mm**  
· made of stainless steel, c to c 350 mm

Pull Handles

c to c (mm)	100XA.3000G1
351 - 599	
600 - 799	
800 - 999	
1000 - 1199	
1200 - 1399	
1400 - 1599	
1600 - 1799	
1800 - 1999	
2000 - 2250	



100XA.3000G1

**HEWI Pull handle □ 30 mm**  
· made of stainless steel, variable c to c  
c to c a  
351 mm - 2250 mm

ORDERING INFORMATION

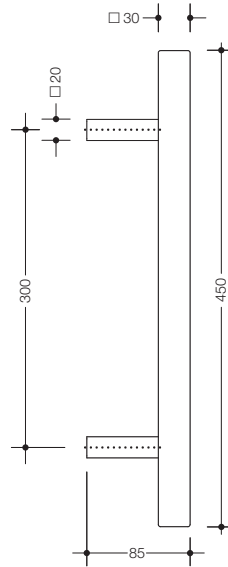
CROSS-REFERENCES

**Item Number**  
**Fixing type: one-sided/per pair:** form page 246  
**If applicable door thickness**  
**Other pull handle versions on request.**

← HEWI Lever handle **from page 42, 108**  
← HEWI Window handles **pages 208, 212, 213**  
→ Mounting instructions/framed doors **p. 256**  
→ HEWI Symbols stainless steel **pages 262, 264**

Item Number

Dimensions in mm / Specification



**HEWI Pull handle □ 30 mm**

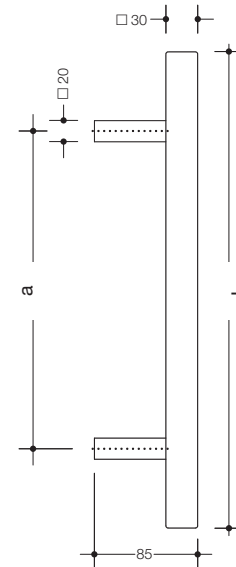
· made of stainless steel, with supports □ 20 mm

c to c a  
300 mm

Length L  
450 mm

**100XA.3030G6**

Length L (mm)	100XA.3000G6
451 - 599	
600 - 799	
800 - 999	
1000 - 1199	
1200 - 1399	
1400 - 1599	
1600 - 1799	
1800 - 2000	



**HEWI Pull handle □ 30 mm**

· made of stainless steel, with supports □ 20 mm

c to c a  
301 mm - 1850 mm

Length L  
451 mm - 2000 mm

**100XA.3000G6**

**Please note:**

Installation only possible with fixing type BA5.7... **pages 250, 253**  
Further fixing types on request.

**MATERIAL | SURFACES**

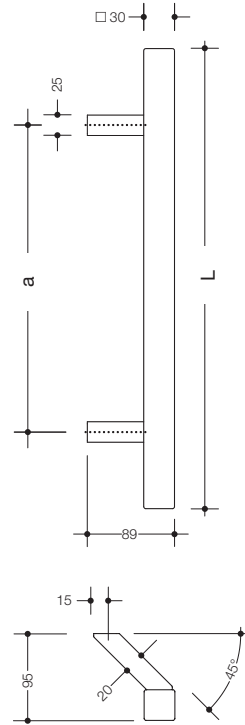
**Stainless steel**  
satin

Item Number

Dimensions in mm / Specification



right-handed version



Pull Handles

**HEWI Pull handle □ 30 mm**

- made of stainless steel, with inclined supports 20 x 25 mm
- especially suitable for framed doors according DGVU (see page 257)

c to c a	Length L
300 mm	450 mm
301 mm - 1850 mm	451 mm - 2000 mm

**Please note:**

Installation only possible with fixing type BA5.7...R **pages 250, 253**  
Further fixing types on request.

Please advise right- or left-handed version when ordering.

Length L (mm)	100XA.3000G7
451 - 599	
600 - 799	
800 - 999	
1000 - 1199	
1200 - 1399	
1400 - 1599	
1600 - 1799	
1800 - 2000	

**100XA.3030G7**

**100XA.3000G7**

**ORDERING INFORMATION**

**Item Number**  
**Fixing type: one-sided/per pair:** form page 246  
**If applicable door thickness**  
**Other pull handle versions on request.**

**CROSS-REFERENCES**

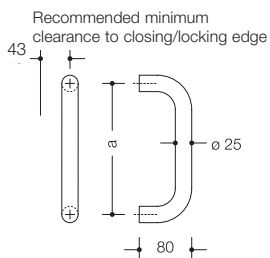
- ← HEWI Lever handle **from page 42**
- ← HEWI Window handles **page 208**
- Mounting instructions/framed doors **p. 256**
- HEWI Symbols stainless steel **pages 262, 264**

Item Number

Dimensions in mm / Specification



111XA.2520G1  
111XA.2530G1



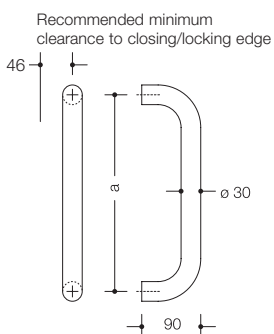
**HEWI Pull handle  $\varnothing$  25 mm**

· made of stainless steel

c to c a  
200 mm  
300 mm



111XA.3030G1  
111XA.3006G1  
111XA.3008G1



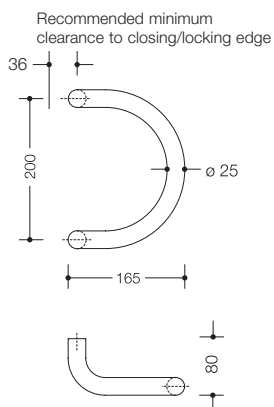
**HEWI Pull handle  $\varnothing$  30 mm**

· made of stainless steel

c to c a  
300 mm  
600 mm  
800 mm



111XA.2520G2



**HEWI Pull handle  $\varnothing$  25 mm**

· made of stainless steel

c to c a                      Dimension b  
200 mm                      165 mm

MATERIAL | SURFACES

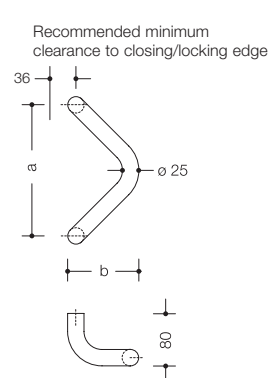
Stainless steel  
satin

Item Number

Dimensions in mm / Specification



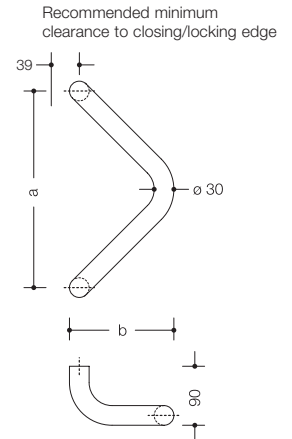
**111XA.2525G3**  
**111XA.2530G3**



**HEWI Pull handle ø 25 mm**

· made of stainless steel

c to c a	Dimension b
250 mm	139 mm
300 mm	164 mm



**HEWI Pull handle ø 30 mm**

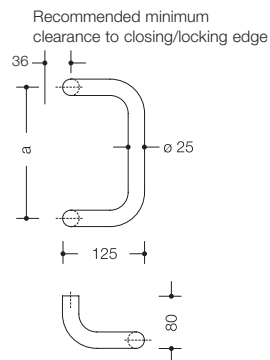
· made of stainless steel

c to c a	Dimension b
300 mm	159 mm
360 mm	195,5 mm

**111XA.3030G3**  
**111XA.3036G3**



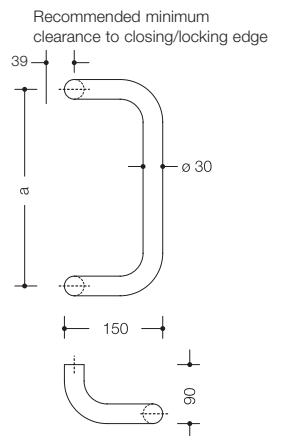
**111XA.2521G4**  
**111XA.2525G4**  
**111XA.2530G4**



**HEWI Pull handle ø 25 mm**

· made of stainless steel

c to c a
210 mm
250 mm
300 mm



**HEWI Pull handle ø 30 mm**

· made of stainless steel

c to c a
300 mm
360 mm

**111XA.3030G4**  
**111XA.3036G4**

**ORDERING INFORMATION**

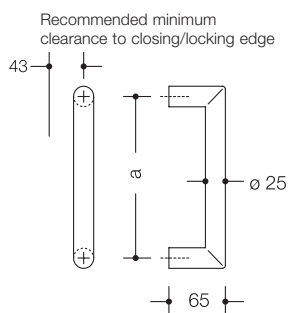
**CROSS-REFERENCES**

**Item Number**  
**Fixing type: one-sided/per pair:** form page 246  
**If applicable door thickness**  
**Other pull handle versions on request.**

← HEWI Lever handle **from page 52**  
← HEWI Window handles **page 209**  
→ Mounting instructions/framed doors **p. 256**  
→ HEWI Symbols stainless steel **pages 262, 264**

Item Number

Dimensions in mm / Specification



**HEWI Pull handle  $\varnothing$  25 mm**

· made of stainless steel

c to c a

200 mm

210 mm

250 mm

300 mm

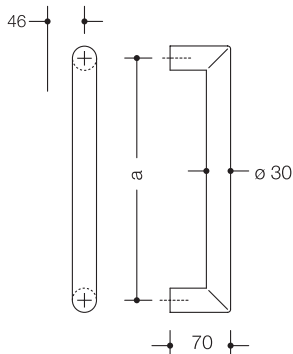
**160XA.2520G1**

**160XA.2521G1**

**160XA.2525G1**

**160XA.2530G1**

Recommended minimum clearance to closing/locking edge



**HEWI Pull handle  $\varnothing$  30 mm**

· made of stainless steel

c to c a

300 mm

350 mm

360 mm

400 mm

500 mm

600 mm

800 mm

1000 mm

1500 mm

**160XA.3030G1**

**160XA.3035G1**

**160XA.3036G1**

**160XA.3040G1**

**160XA.3005G1**

**160XA.3006G1**

**160XA.3008G1**

**160XA.3010G1**

**160XA.3015G1**

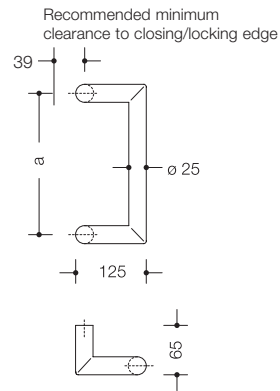
MATERIAL | SURFACES

**Stainless steel**

satin

Item Number

Dimensions in mm / Specification



**HEWI Pull handle  $\varnothing$  25 mm**

· made of stainless steel

c to c a

200 mm

210 mm

250 mm

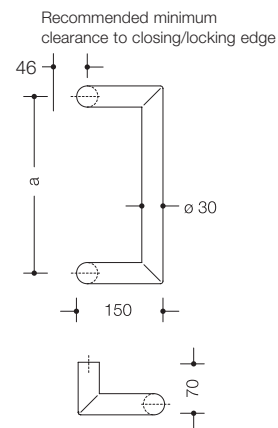
300 mm

**160XA.2520G4**

**160XA.2521G4**

**160XA.2525G4**

**160XA.2530G4**



**HEWI Pull handle  $\varnothing$  30 mm**

· made of stainless steel

c to c a

300 mm

350 mm

360 mm

400 mm

**160XA.3030G4**

**160XA.3035G4**

**160XA.3036G4**

**160XA.3040G4**

**ORDERING INFORMATION**

**CROSS-REFERENCES**

**Item Number**

**Fixing type: one-sided/per pair:** form page 246

**If applicable door thickness**

**Other pull handle versions on request.**

← HEWI Lever handle **from page 86**

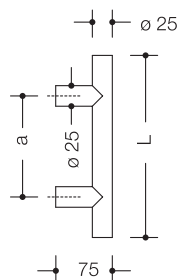
← HEWI Window handles **page 210**

→ Mounting instructions/framed doors **p. 256**

→ HEWI Symbols stainless steel **pages 262, 264**

Item Number

Dimensions in mm / Specification



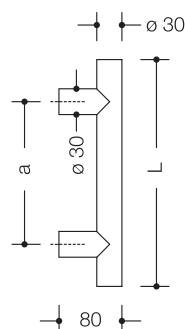
160XA.2500G6

**HEWI Pull handle ø 25 mm**

· made of stainless steel, with supports ø 25 mm

c to c a                      Length L  
100 mm - 1350 mm      300 mm - 1400 mm

Length L (mm)	160XA.2500G6	160XA.3000G6
300-399		
400-499		
500-599		
600-699		
700-799		
800-899		
900-999		
1000-1099		
1100-1199		
1200-1299		
1300-1399		
1400-1499		
1500-1599		
1600-1699		
1700-1799		
1800-1899		
1900-1999		
2000-2099		
2100-2199		
2200-2300		



160XA.3000G6

**HEWI Pull handle ø 30 mm**

· made of stainless steel, with supports ø 30 mm

c to c a                      Length L  
100 mm - 1499 mm      300 mm - 1549 mm  
1500 mm - 2249 mm      1550 mm - 2300 mm\*

**\* Note**  
Pull handles exceeding 1500 mm will require three supports (state distances required between fixing points).

a max = L - 50 mm

**MATERIAL | SURFACES**

**Stainless steel**  
satin

**MOUNTING INSTRUCTIONS**

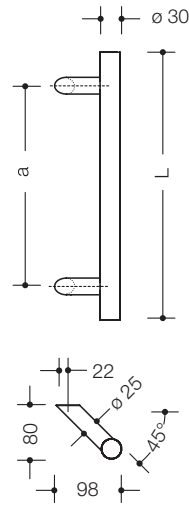
**Please note:**  
Minimum fixing distance to door edge  
22 mm (see illustration)

Item Number

Dimensions in mm / Specification



right-handed version



Length L (mm)	160XA.3000G7
300-399	
400-499	
500-599	
600-699	
700-799	
800-899	
900-999	
1000-1099	
1100-1199	
1200-1299	
1300-1399	
1400-1499	
1500-1599	
1600-1699	
1700-1799	
1800-1899	
1900-1999	
2000-2099	
2100-2199	
2200-2300	

a max = L - 50 mm

**160XA.3000G7**

**HEWI Pull handle ø 30 mm**

- made of stainless steel, with inclined supports ø 25 mm
- especially suitable for framed doors according DGUV (see page 257)

c to c a	Length L
100 mm - 1500 mm	300 mm - 1549 mm
1501 mm - 2200 mm	1550 mm - 2299 mm*

**Please note:**

Installation only possible with fixing type BA5.7...R **pages 250, 253**  
Further fixing types on request.

Please advise right- or left-handed version when ordering.

**\* Note**

Pull handles exceeding 1500 mm will require three supports (state distances required between fixing points).

a max = L - 50 mm

**ORDERING INFORMATION**

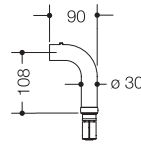
**CROSS-REFERENCES**

**Item Number**  
**Fixing type: one-sided/per pair:** form page 246  
**If applicable door thickness**  
**Other pull handle versions on request.**

- ← HEWI Lever handle **from page 86**
- ← HEWI Window handles **page 210**
- Mounting instructions/framed doors **p.256**
- HEWI Symbols stainless steel **page 262, 264**

Item Number

Dimensions in mm / Specification



111XA30K1.A

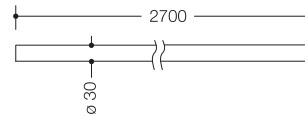
**HEWI 90° angled support,  $\varnothing 30$  mm**

- made of stainless steel CombiSystem
- with connecting and fixing element
- surface finish of tube: A = satin

**Please note:** packaging unit 10 pcs.

506132

- optional third support with connecting elements on both sides
- height 60 mm



100XA30K27

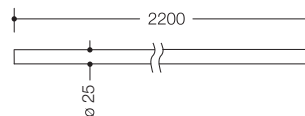
**HEWI Stainless steel tube,  $\varnothing 30$  mm**

- made of stainless steel CombiSystem, length 2700 mm
- surface finish of tube: A = satin

**Please note:** packaging unit 4 pcs.

**Note**

Pull handles exceeding 1500 mm will require three supports (state distances required between fixing points).  
or internal stabilization (54964, see below).



54964

**HEWI Stabilization set,  $\varnothing 25$  mm**

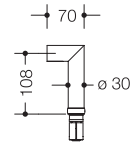
- made of aluminium, length 2200 mm
- for stabilizing CombiSystem pull handles from c to c 1500 mm

**MATERIAL | SURFACES**

**Stainless steel**  
satin

Item Number

Dimensions in mm / Specification



**160XA30K1.A**


**HEWI 90° angled support, ø 30 mm**

- made of stainless steel CombiSystem, surface finish of tube: A = satin
- with connecting and fixing element

**Please note:** packaging unit 10 pcs.

**506133**

- optional third support with connecting elements on both sides
- height 40 mm



**160XA30K6.A**

**HEWI T-shaped support, ø 30 mm**

- made of stainless steel CombiSystem, surface finish of tube: A = satin
- with connecting and fixing element
- excess length = 80 mm

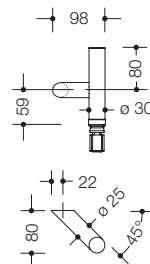
**Please note:** packaging unit 10 pcs.

**160XA30K61.A**

- do., excess length = 22 mm

**506138**

- optional third support with connecting elements on both sides
- height 50 mm



**160XA30K7.A**

**HEWI T-shaped support, inclined, ø 30 mm**

- made of stainless steel CombiSystem
- with connecting and fixing element
- inclined support, especially suitable for framed doors according DGUV
- surface finish of tube: A = satin

**Please note:** packaging unit 10 pcs. (5 right, 5 left)

**Please note:**

Installation only possible with fixing type BA5.7...R **page 250, 253**  
Further fixing types on request.

**508774**

**508775**

- optional third support with connecting elem. on both sides, right-handed
- optional third support with connecting elem. on both sides, left-handed

**Please note:**

Minimum fixing distance to door edge 22 mm (see illustration).

**ORDERING INFORMATION**

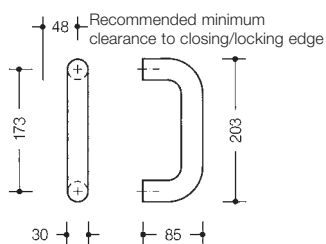
**CROSS-REFERENCES**

**Item Number**  
**Fixing type:** from page 240  
**If applicable c to c**  
**If applicable door thickness**

← HEWI Lever handle **from page 86**  
← HEWI Window handles **pages 209, 210**  
→ Mounting instructions/framed doors **p. 256**  
→ HEWI Symbols stainless steel **pages 262, 264**

Item Number

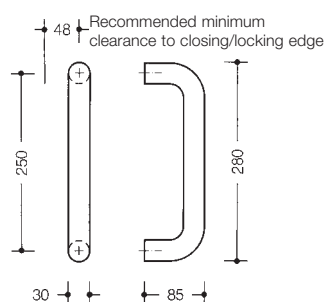
Dimensions in mm / Specification



**550LT**

**HEWI Pull handle ø 30 mm**

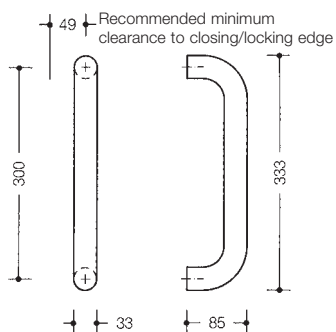
· made of high-quality polyamide, c to c 173 mm



**550.250LT**

**HEWI Pull handle ø 30 mm**

· made of high-quality polyamide, c to c 250 mm



**550.33LT\***

**HEWI Pull handle ø 33 mm**

· made of high-quality polyamide, c to c 300 mm

⊕ **550.33PDLT**

**HEWI active+ Pull Handle ø 33 mm**

· do., in HEWI colour 98 (signal white), with active antimicrobial microsilver

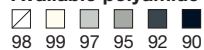
**MATERIAL | COLOUR**



**HEWI active+**

products are available in the HEWI colour 98 (signal white).

**Available polyamide colours**

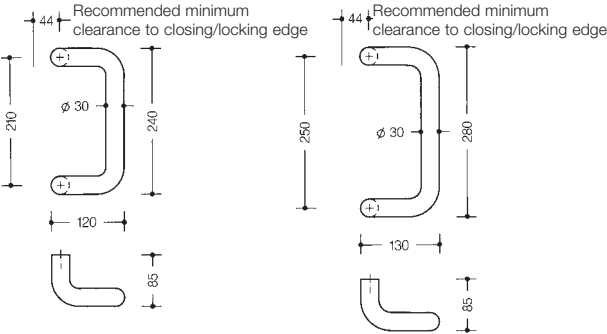


Item Number

Dimensions in mm / Specification



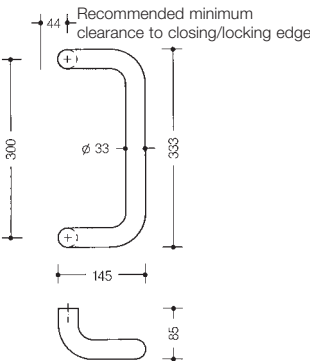
550GKLT  
550.250GKLT



**HEWI Pull handle ø 30 mm**  
· made of high-quality polyamide  
· c to c 210 mm  
· c to c 250 mm

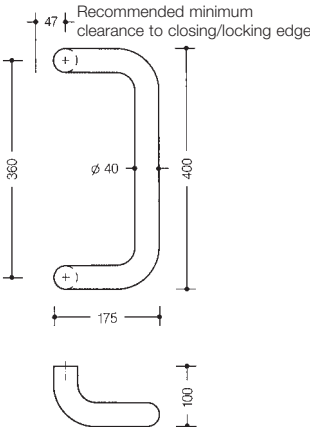


550.33GKLT\*  
⊕ 550.33PDGKLT



**HEWI Pull handle ø 33 mm**  
· made of high-quality polyamide, c to c 300 mm

**HEWI active+ Pull handle ø 33 mm**  
· do., in HEWI colour 98 (signal white), with active antimicrobial microsilver



550.40GKLT

**HEWI Pull handle ø 40 mm**  
· made of high-quality polyamide, c to c 360 mm

ORDERING INFORMATION

CROSS-REFERENCES

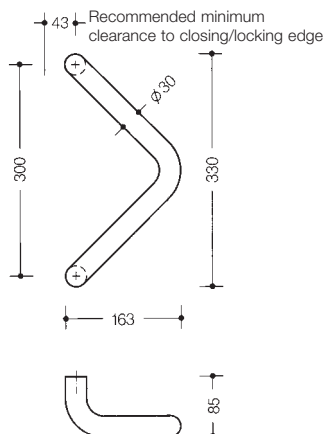
Item Number  
Colour  
Fixing type: one-sided/per pair: form page 246  
If applicable door thickness

← HEWI Lever handle **from page 58**  
← HEWI Window handles **from page 216**  
→ Mounting instructions/framed doors **p. 256**  
→ HEWI Symbole polyamide **pages 263, 265**  
→ HEWI Hinges **from page 273**

Pull Handles

Item Number

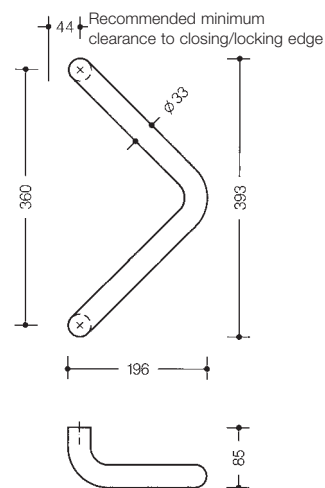
Dimensions in mm / Specification



550.300GKWL

**HEWI Pull handle ø 30 mm**

· made of high-quality polyamide, c to c 300 mm



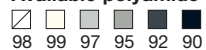
550.33GKWL

**HEWI Pull handle ø 33 mm**

· made of high-quality polyamide, c to c 360 mm

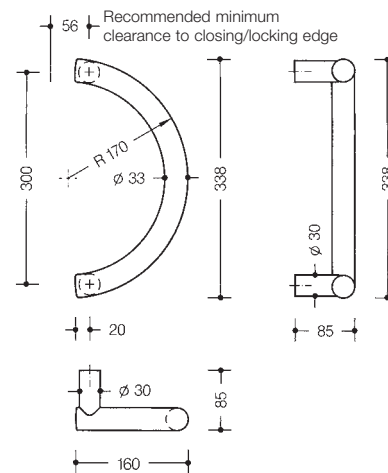
MATERIAL | COLOUR

Available polyamide colours



Item Number

Dimensions in mm / Specification



550.33KSLT

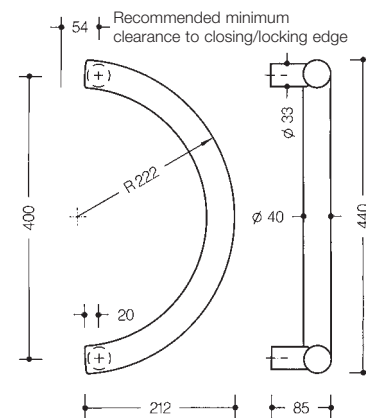
**HEWI Pull handle ø 33 mm**

- made of high-quality polyamide
- with corrosion resistant steel core
- supports ø 30 mm
- c to c 300 mm

**Please note:**

Rose fixing only possible with BA...30STG **page 255**

Pull Handles



550.40KSLT

**HEWI Pull handle ø 40 mm**

- made of high-quality polyamide
- with corrosion resistant steel core
- supports ø 33 mm
- c to c 400 mm

**Please note:**

Rose fixing only possible with BA...33STG **page 255**

**ORDERING INFORMATION**

**Item Number**  
**Colour**  
**Fixing type: one-sided/per pair:** form page 246  
**If applicable door thickness**

**CROSS-REFERENCES**

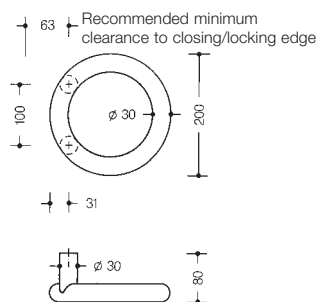
- ← HEWI Lever handle **from page 58**
- ← HEWI Window handles **from page 216**
- Mounting instructions/framed doors **p. 256**
- HEWI Symbole polyamide **pages 263, 265**
- HEWI Hinges **from page 273**

Item Number

Dimensions in mm / Specification



550KRLT



**HEWI Pull handle ø 30 mm**

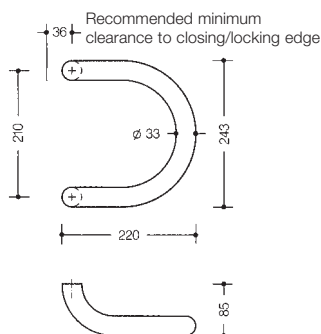
· made of high-quality polyamide, c to c 100 mm

**Please note:**

Rose fixing only possible with BA...30STG **page 255**



550.33GKRLT



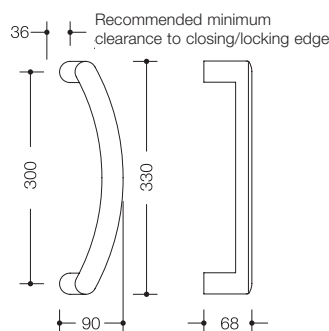
**HEWI Pull handle ø 33 mm**

· made of high-quality polyamide, c to c 210 mm

Especially suitable for framed doors according DGUV (see page 257).



130.550.1



**HEWI Pull handle**

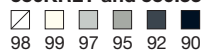
· made of high-quality polyamide, supports ø 31 mm

· c to c 300 mm


Especially suitable for framed doors according DGUV (see page 257).

**MATERIAL | COLOUR**

Available polyamide colours for  
550KRLT and 550.33GKRLT

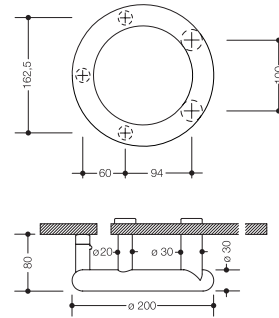


Available polyamide colours for 130.550.1



Item Number

Dimensions in mm / Specification



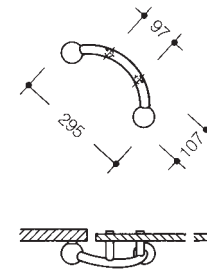
**550KRKIGA**

**HEWI Pull handle ø 30 mm**

- for cubicle fittings in onlysery schools
- made of high-quality polyamide, c to c 100 mm
- with 4 fixing points and black bumper
- supplied with rear fixing with blind roses ø 30 mm
- drill hole in door ø 12 mm
- mounting tool fixed spanner SW8

Please advise door thickness when ordering.

Pull Handles



**550.23T.41**

**HEWI Pull handle ø 23 mm**

- for cubicle fittings in onlysery schools
- made of high-quality polyamide
- handle ø 23 mm, ball knob ø 55 mm
- with black bumper
- supplied with fixing type BA20.4 (page 327)

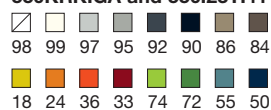
Please advise door thickness when ordering.  
Available in all colour combinations.

**Example:**

Pull handle in HEWI colour 98 (signal white), ball knob in HEWI colour 74 (apple green).

**MATERIAL | COLOUR**

Available polyamide colours for  
**550KRKIGA and 550.23T.41**



**ORDERING INFORMATION**

**Item Number**  
**Colour**

**Fixing type: one-sided/per pair:** form page 246  
**If applicable door thickness**

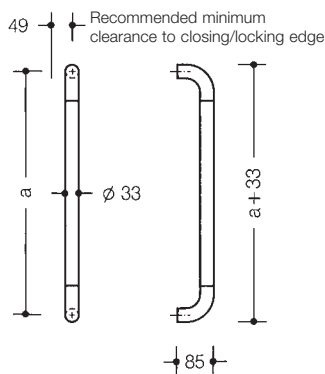
**CROSS-REFERENCES**

- ← HEWI Lever handle **from page 58, 78**
- ← HEWI Window handles **from page 216**
- Mounting instructions/framed doors **p. 256**
- HEWI Symbole polyamide **pages 263, 265**
- HEWI Hinges **from page 273**

# Pull Handles | Polyamide | $\varnothing$ 33 mm and $\varnothing$ 40 mm

Item Number

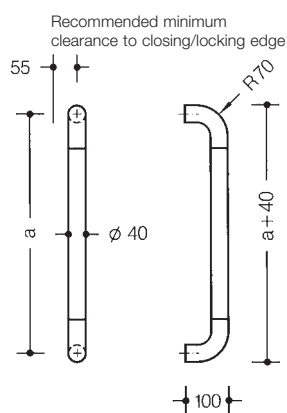
Dimensions in mm / Specification



**33.2010**

### HEWI Pull handle $\varnothing$ 33 mm

- from rail system
- made of high-quality polyamide, with corrosion resistant steel core



**40.2010**  
**40.2010R**

### HEWI Pull handle $\varnothing$ 40 mm

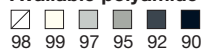
- from rail system
- made of high-quality polyamide, with corrosion resistant steel core

Bends with outer radius 70 mm  
Bends with outer radius 100 mm

c to c	33.2010	40.2010	40.2010R
from (mm)	200	215	215
200-399			
400-499			
500-599			
600-699			
700-799			
800-899			
900-999			
1000-1099			
1100-1199			
1200-1299			
1300-1399			
1400-1499			
1500-1599			
1600-1699			
1700-1799			
1800-1899			
1900-1999			
2000-2099			
2100-2199			
2200-2250			
to (mm)	2150	2250	2250

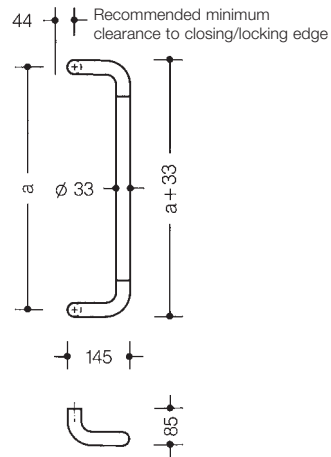
## MATERIAL | COLOUR

### Available polyamide colours



Item Number

Dimensions in mm / Specification

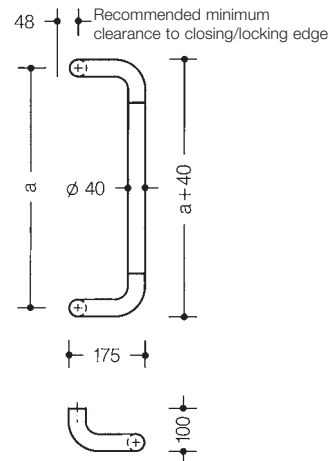


**33.2020**

**HEWI Pull handle ø 33 mm**

- from rail system
- made of high-quality polyamide, with corrosion resistant steel core

c to c	33.2020	40.2020
from (mm)	200	215
200-399		
400-499		
500-599		
600-699		
700-799		
800-899		
900-999		
1000-1099		
1100-1199		
1200-1299		
1300-1399		
1400-1499		
1500-1599		
1600-1699		
1700-1799		
1800-1899		
1900-1999		
2000		
to (mm)	2000	2000



**40.2020**

**HEWI Pull handle ø 40 mm**

- from rail system
- made of high-quality polyamide, with corrosion resistant steel core

**ORDERING INFORMATION**

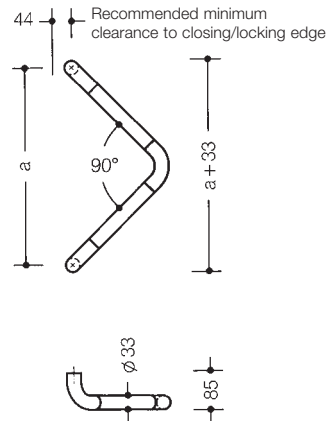
**Item Number**  
**Colour**  
**Fixing type: one-sided/per pair:** form page 246  
**If applicable door thickness**

**CROSS-REFERENCES**

- ← HEWI Lever handle **from page 58**
- ← HEWI Window handles **from page 216**
- Mounting instructions/framed doors **p. 256**
- HEWI Symbole polyamide **pages 263, 265**
- HEWI Hinges **from page 273**

Item Number

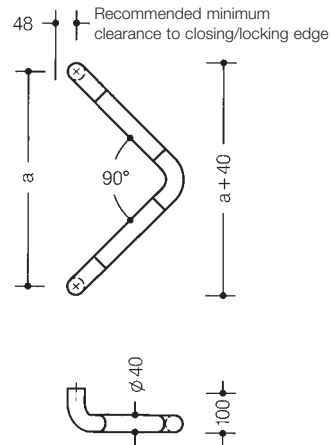
Dimensions in mm / Specification



**33.2023**

**HEWI Pull handle  $\varnothing$  33 mm**

- from rail system
- made of high-quality polyamide, with corrosion resistant steel core



**40.2023**

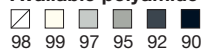
**HEWI Pull handle**

- from rail system,  $\varnothing$  40 mm
- made of high-quality polyamide, with corrosion resistant steel core

c to c	33.2023	40.2023
from (mm)	280	310
280-399		
400-499		
500-550		
to (mm)	500	550

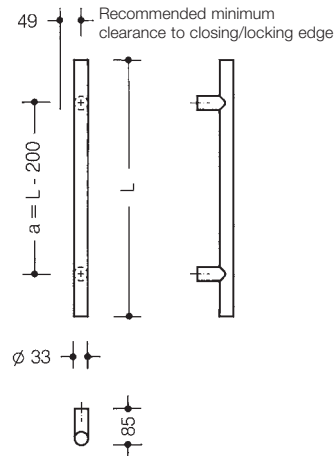
**MATERIAL | COLOUR**

**Available polyamide colours**



Item Number

Dimensions in mm / Specification

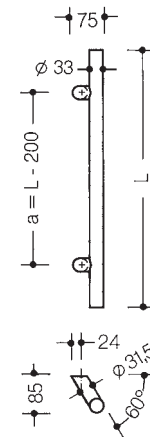


**33.2070**

**HEWI Pull handle ø 33 mm**

· from rail system, made of high-quality polyamide, with corrosion resistant steel core

Length	33.2070	33.2070S
from (mm)	300	300
300-399		
400-499		
500-599		
600-699		
700-799		
800-899		
900-999		
1000-1099		
1100-1199		
1200-1299		
1300-1399		
1400-1499		
1500-1599		
1600-1699		
1700-1799		
1800-1899		
1900-1999		
2000-2099		
2100-2199		
to (mm)	2150	2150



**33.2070S**

**HEWI Pull handle ø 33 mm**

· from rail system, made of high-quality polyamide, with corrosion resistant steel core  
 · with inclined supports ø 31,5 mm  
 · cannot be installed with roses

Especially suitable for framed doors according DGUV.

**Please note:**

Minimum fixing distance to door edge 25 mm (see page 257).  
 Installation only possible with fixing type BA...R

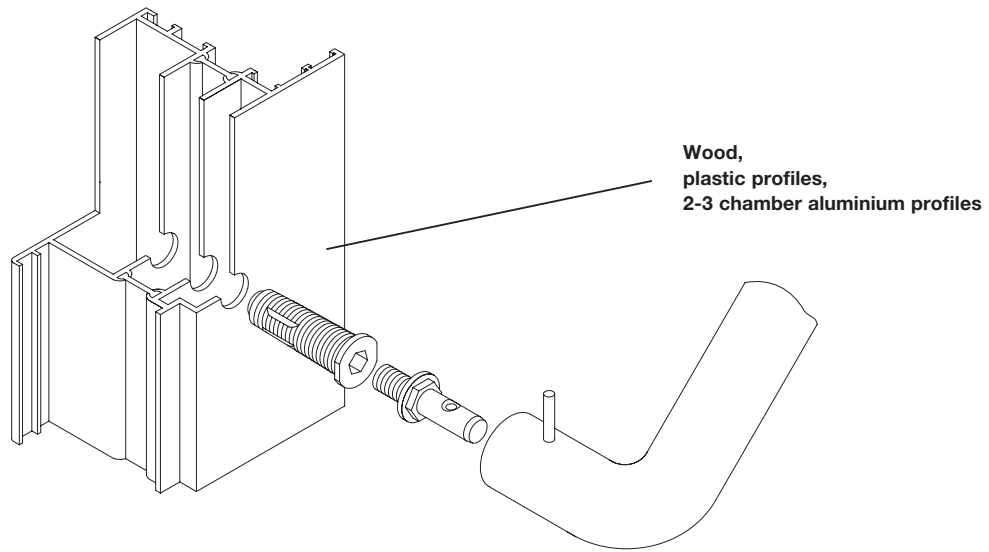
**ORDERING INFORMATION**

**CROSS-REFERENCES**

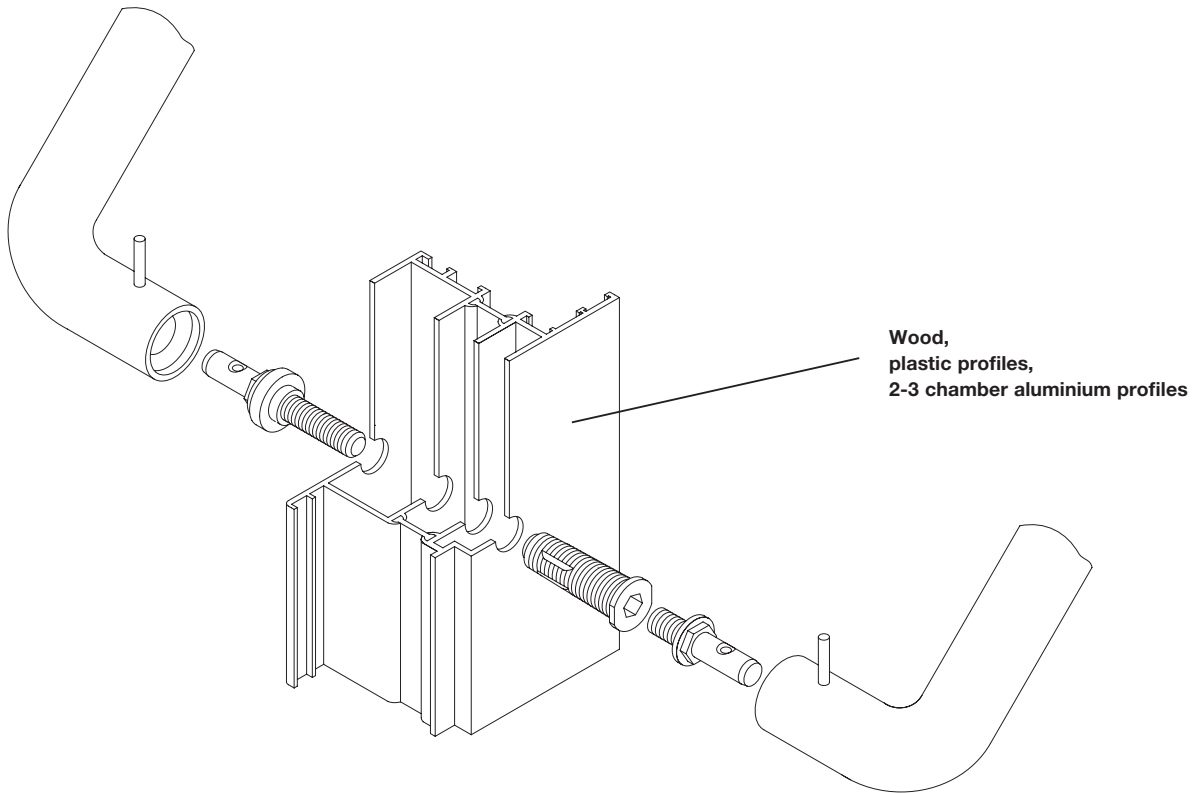
**Item Number**  
**Colour**  
**Fixing type: one-sided/per pair:** form page 246  
**If applicable door thickness**

← HEWI Lever handle **from page 58**  
 ← HEWI Window handles **from page 216**  
 → Mounting instructions/framed doors **p. 256**  
 → HEWI Symbole polyamide **pages 263, 265**  
 → HEWI Hinges **from page 273**

**One-sided installation**



**Installation per pair**



**Technical information for:  
pull handles and fixing concepts**

The system is equally suitable for wooden doors, plastic profiles, steel profiles and aluminium profiles, too. The heart of the new fixing system is the BA5.1 fixing sleeve.

**Advantages**

- one fixing system for 3 materials (wood, plastic, metal)
- storage space is reduced due to the use of only a few components
- easy and fast installation
- only perforated handle elements
- modular system
- high durability (alternating load of 100 kg for wood and aluminium, or of 50 kg for plastic)
- no deformation (denting) of the profiles
- customised packaging: packaging unit one, two or ten pieces etc.

**The heart of the fixing system**

Heart of the BA5.1 fixing system is the fixing sleeve of surface-hardened steel, which, by means of its special thread, can be fitted with a lasting and secure grip to wood, plastic, steel and aluminium profiles. It covers 90% of all potential applications.

**Fixing sleeve**



Allocation of fixing systems to pull handles

	Fixing type	Indication of					for Polyamide Pull handles	for Stainless steel Pull handles
		Pull handles with straight supports	Pull handles with inclined supports	Colour/surface finish required	Door thickness required	Drill hole		
one-sided	BA5.1, BA5.1G	X				14	X	X
	BA5.1R, BA5.1GR		X			14	X	
	BA5.2	X				14	X	X
	BA5.2R		X			14	X	
	BA5.3L...	X				14	X	X
	BA5.3L...R		X			14	X	
	BA5.0	X		X		14	X	
	BA5.7.1, BA5.7.2, BA5.7.3L...	X				12		100X..G6/180X..G6
	BA5.7.1R, BA5.7.2R, BA5.7.3L...R		X			12		X
	BA6.3...					8/M8	X	X
	BA6.3...R		X			8/M8	X	
	BA6.7	X				14	X	X
	BA6.7R		X			14	X	
	BA9.1...	X				14	X	X
	BA4.08.12 (glass)	X				18	X	
	BA4.08.12X.. (glass)	X				14		X
	BA4...	X		X	X	12	X	X
	BA4...R		X	X	X	12	X	
	BA1...	X		X			X	
	per pair	BA5.1...	X			X	14	X
BA5.1...R			X		X	14	X	
BA5.2...		X			X	14	X	X
BA5.2...R			X		X	14	X	
BA5.0...		X		X	X	14	X	
BA5.7...		X				12		100X..G6/180X..G6
BA5.7...R			X			12		X
BA8.08.12 (glass)		X				18	X	
BA8.08.12X.. (glass)		X				14		X
BA8...		X			X	12	X	X
BA2...		X		X			X	

→ Mounting instructions/framed doors from page 256

Category	+	Type of door	+	Position	=	Fixing type	Page
one-sided		wood or synthetic material or 2-3 chamber aluminium profile fire protection profiles*	outside the lock area	BA5.1, BA5.1G BA5.2 BA5.0 BA5.7...	250 250 251 250		
			inside the lock area	BA5.3L... BA9.1...	250 251		
		wood or synthetic material or 1-3 chamber aluminium profile	outside the lock area and also through the lock	BA4...	252		
		1 chamber steel profile or 1 chamber aluminium profile	outside the lock area and also through the lock	BA6.3... BA6.7	251 251		
		glass		BA4.08.12 BA4.08.12X	252 252		
			rose fixing on door	BA1...	255		
per pair		wood or synthetic material or 2-3 chamber aluminium profile fire protection profiles*	outside the lock area	BA5.1... BA5.2... BA5.0... BA5.7...	253 253 253 253		
			outside the lock area and also through the lock	BA8...	254		
			outside the lock area and also through the lock	BA8...	254		
				BA8.08.12 BA8.08.12X	254 254		
			rose fixing outside the lock area	BA2...	255		

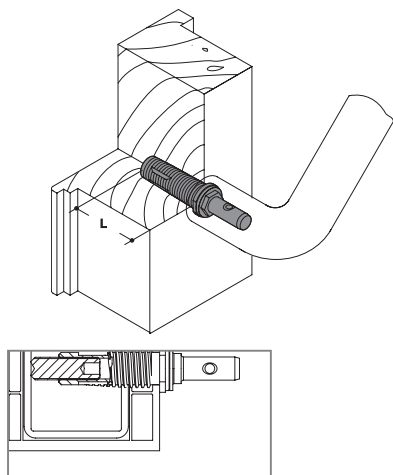
Pull Handles

\* Fire protection profiles made of steel, stainless steel or aluminium. Please note the valid fire protective regulations according to European and German Standard/Regulation. Hotline +49 5691 82-300 or international@hewi.com

→ HEWI renovation solution for stainless steel handles page 254

Item Number

Specification



**BA5.1**  
**BA5.1R**  
**BA5.1G**

**BA5.1GR**

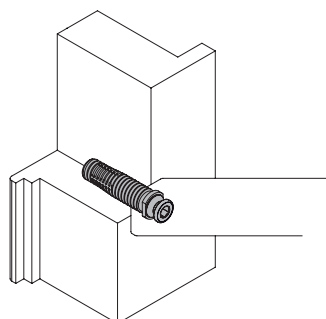
**BA5.2**  
**BA5.2R**

**HEWI Fixing type 5.1.../5.2...**

- for securing handles on one side to solid wood, synthetic material and 2 to 3-chamber aluminium sections, fire protection profiles made of steel, stainless steel or aluminium
- drill hole in door  $\varnothing$  14 mm
- dimension L = 46 mm, door thickness > 50 mm
- do., for **pull handle 33.2070S**
- do., with grub screw for additional anchoring in metal reinforcement of the synthetic material profile (see detail)
- do., for **pull handle 33.2070S**
- dimension L = 32,5 mm, door thickness 40-50 mm
- do., for **pull handle 33.2070S**

**Tools required**

- open jawed spanners SW13 / SW19
- hexagonal spanner SW10 / SW6 (at ...R)



**BA5.7.1**  
**BA5.7.1R**

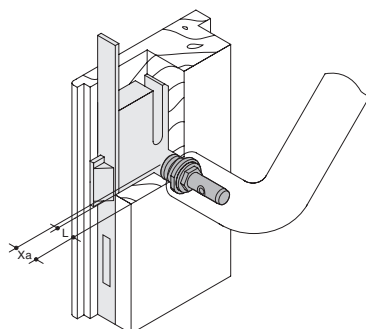
**BA5.7.2**  
**BA5.7.2R**

**HEWI Fixing type 5.7...**

- for securing handles on one side to solid wood, synthetic material and 2 to 3-chamber aluminium sections, fire protection profiles made of steel, stainless steel or aluminium
- drill hole in door  $\varnothing$  12 mm
- dimension L = 46, door thickness > 50 mm, for **100X...G6, 180X...G6**
- do., for **100X...G7, 160X...G7 and 160XA30K7.A, 180X...G7**
- dimension L = 32,5, door th. 40 - 50 mm, for **100X...G6, 180X...G6**
- do., for **100X...G7, 160X...G7 and 160XA30K7.A, 180X...G7**

**Tools required**

- open jawed spanners SW13
- hexagonal spanner SW6 / SW8



**BA5.3L16**  
**bis**

**BA5.3L31**

**BA5.3L...R**

**BA5.7.3L16**  
**bis**

**BA5.7.3L31**

**BA5.7.3L...R**

**HEWI Fixing type 5.3L... / 5.7.3L...**

- for securing handles on one side to solid wood, synthetic material and 2 to 3-chamber aluminium sections, fire protection profiles made of steel, stainless steel or aluminium inside the lock area
- drill hole in door  $\varnothing$  14 mm
- dimension L = 16 mm, dim. Xa min. 18 mm, drill hole in door  $\varnothing$  14 mm
- dimension L = 31 mm, dim. Xa min. 33 mm, drill hole in door  $\varnothing$  14 mm
- do., for **pull handle 33.2070S**
- dimension L = 16 mm, dim. Xa min. 18 mm, drill hole in door  $\varnothing$  12 mm
- dimension L = 31 mm, dim. Xa min. 33 mm, drill hole in door  $\varnothing$  12 mm
- for **pull handles 100X...G6, 180X...G6**
- do., for **pull handles 100X...G7, 160X...G7, 160XA30K7.A, 180X...G7**

**Tools required**

- open jawed spanners SW13
- hexagonal spanner SW6 / SW8

**Mounting instructions**

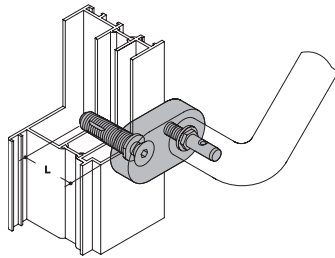
Length measurement: dimension Xa - 2 mm = dimension L.  
As the mounting sleeve does not have any cutting edges, the securing drill hole with sleeve 5.1 / 5.2 respect. 5.7.1 / 5.7.2 must be rough-cut.  
The second securing point should feature BA5.1 / BA5.2 respect. BA5.7.1 / BA5.7.2 for stability reasons.

← Explanation on dimension Xa **page 179**

→ One-sided rose fixing **page 255**

Item Number

Specification



**BA5.0\***

**HEWI Fixing type 5.0**

- for securing handles on one side to solid wood, plastic and 2 to 3-chamber aluminium sections, fire protection profiles made of steel, stainless steel or aluminium
- drill hole in door  $\varnothing$  14 mm

- dimension L = 46 mm, door thickness > 50 mm

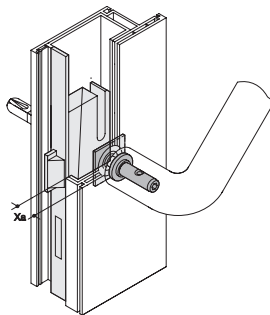
Please advise colour when ordering.\*

Rose fixing: height of handle + 18 mm

A safety distance of 25 mm to the closing edge is ensured according to accident prevention regulations for schools GUV – VS 1 and guidelines for kindergartens – construction and equipment GUV – SR 2002

**Tools required**

- hexagonal spanner SW6 and SW10, open jawed spanners SW19



**BA9.1.15.20**  
**BA9.1.18.23**

**HEWI Fixing type 9.1...**

- for securing handles on one side to solid wood, synthetic material and 2 to 3-chamber aluminium sections, fire protection profiles made of steel, stainless steel or aluminium
- drill hole in door  $\varnothing$  14 mm

- dimension Xa 15-20 mm

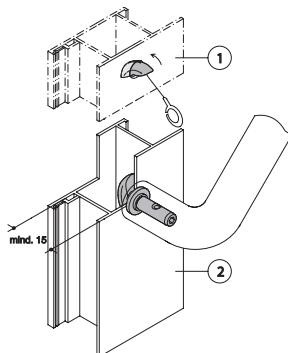
- dimension Xa 18-23 mm

**Tools required**

- hexagonal spanner SW6

**Mounting instructions**

The lock case needs to be removed in order to insert the mounting sleeve. The second securing point should feature BA5.1 or BA5.2 for stability reasons.



**BA6.7**

**BA6.7R**

**HEWI Fixing type 6.7**

- for one-sided fixing on profile doors
- drill hole in door  $\varnothing$  14 mm

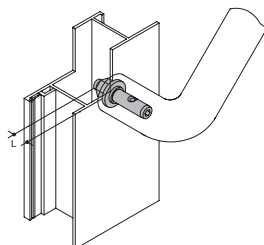
- do., for **pull handle 33.2070S**

**Tools required**

- hexagonal spanner SW6

**Mounting instructions**

min. 15 mm clearance must be maintained between the first and second wall when mounting the push-in nut.



**BA6.3.25**  
**BA6.3.35**  
**BA6.3.60**  
**BA6.3...R**

**HEWI Fixing type 6.3...**

- for one-sided fixing on metal or profile doors
- supplied without blind rivet nut or hexagon nut M8

dimension L

25 mm

35 mm

60 mm

- do., for **pull handle 33.2070S**


**Tools required**

- hexagonal spanner SW6

**Mounting instructions**

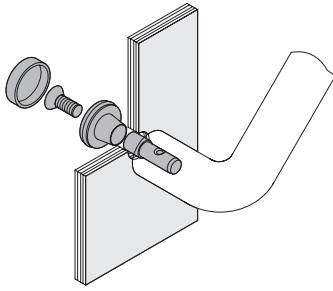
Using on metal: thread in door = M8 x length of screw. Using on sections with blind rivet nut: drill hole in door = depending on the exterior dimension of the nut, rivet flush. Using on sections with hexagon nut: drill hole in door =  $\varnothing$  8 mm.

\* Available polyamide colours



Item Number

Specification



**BA4.08.12\***

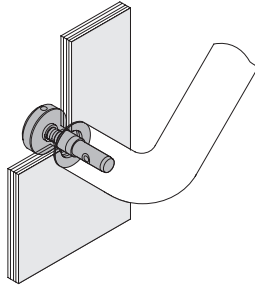
**HEWI Fixing type 4.08.12 for pull handles made of polyamide**

- for rear-mounting of handle to glass using a blind rose fitting  $\varnothing$  33 mm
- drill hole in door  $\varnothing$  18 mm

Please advise colour when ordering.\*

**Tools required**

- hexagonal spanner SW5



**BA4.08.12XA\*\***

**HEWI Fixing type 4.08.12XA for p. handles made of stainless steel**

- for rear-mounting of handle to glass using a blind rose fitting
- drill hole in door  $\varnothing$  14 mm

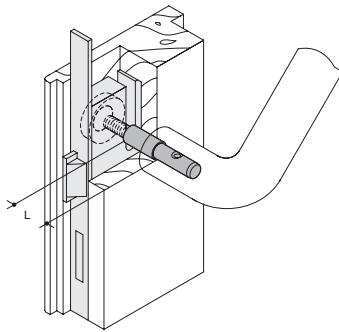
**BA4.08.12XA\*\*R**

- do., only for **pull handles 100X...G7, 160X...G7, 160XA30K7.A, 180X...G7**

**Tools required**

- step drill

Please indicate diameter\*\* when ordering.



**BA4.12.20\***

**HEWI Fixing type 4... for pull handles made of polyamide**

- for rear-mounting of handle to solid wood, plastic and
- 1 to 3-chamber aluminum sections using a blind rose fitting
- drill hole in door  $\varnothing$  12 mm, dimension L = insert depth

**BA4.20.30\***

**dimension L      door thickness**

**BA4.30.40\***

6 mm      12-20 mm

**BA4.40.50\***

6 mm      20-30 mm

**BA4.50.60\***

6 mm      30-40 mm

**BA4.60.70\***

6 mm      40-50 mm

**BA4.70.80\***

16 mm      50-60 mm

**BA4.80.90\***

16 mm      60-70 mm

**BA4...R\***

16 mm      70-80 mm

16 mm      80-90 mm

- do., for **pull handle 33.2070S**

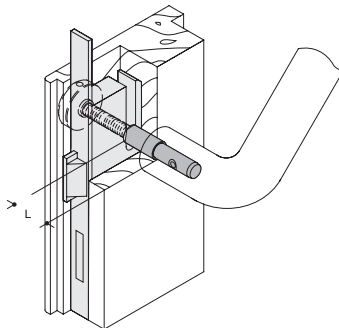
Please advise colour when ordering.\*

**Tools required**

- hexagonal spanner SW5

**Mounting instructions**

can also be used for securing using mortice locks.



**BA4.12.20XA\*\***

**HEWI Fixing type 4...XA for p. handles made of stainless steel**

- for rear-mounting of handle to solid wood, synthetic material and
- 2 to 3-chamber aluminium sections using a blind rose fitting
- drill hole in door  $\varnothing$  12 mm, dimension L = insert depth

**BA4.20.30XA\*\***

**dimension L      door thickness**

**BA4.30.40XA\*\***

6 mm      12-20 mm

**BA4.40.50XA\*\***

6 mm      20-30 mm

**BA4.50.60XA\*\***

6 mm      30-40 mm

**BA4.60.70XA\*\***

6 mm      40-50 mm

**BA4.70.80XA\*\***

16 mm      50-60 mm

**BA4.80.90XA\*\***

16 mm      60-70 mm

**BA4...XA\*\*R**

16 mm      70-80 mm

16 mm      80-90 mm

- do., for door thickness 12 - 80 mm available

- only for **pull handles 100X...G7, 160X...G7, 160XA30K7.A, 180X...G7**

**Tools required**

- step drill

**Mounting instructions**

can also be used for securing using mortice locks.

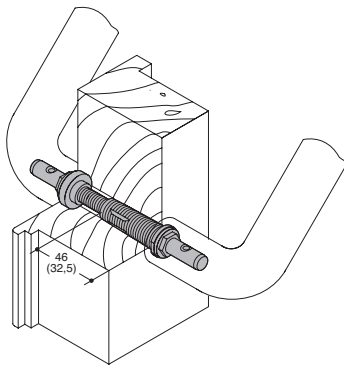
Please indicate diameter\*\* when ordering.

\*\* ...2 =  $\varnothing$  25 mm

...3 =  $\varnothing$  30 mm

Item Number

Specification



- BA5.2.38.43**
- BA5.2.43.48**
- BA5.2.48.55**
- BA5.2...R**
  
- BA5.1.55.70**
- BA5.1.70.85**
- BA5.1...R**

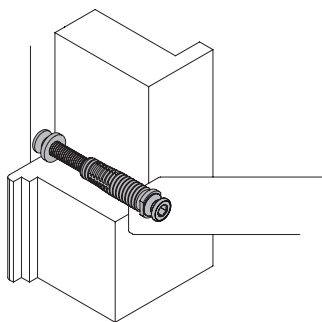
**HEWI Fixing type 5.1.../5.2...**

· for double-sided fixing to solid wood, synthetic material and 2 to 3 chamber aluminium sections, fire protection profiles made of steel, stainless steel or aluminium, drill hole in door ø 14 mm

- door thickness 38-43 mm
- door thickness 43-48 mm
- door thickness 48-55 mm
- do., for **pull handle 33.2070S**
  
- door thickness 55-70 mm
- door thickness 70-85 mm
- do., for **pull handle 33.2070S**

**Tools required**

- open jawed spanners SW13 / SW19
- hexagonal spanner SW10 and SW6 (at ...R)



- BA5.7.38.43**
- BA5.7.43.48**
- BA5.7.48.55**
- BA5.7.55.70**
- BA5.7.70.85**
  
- BA5.7...R**

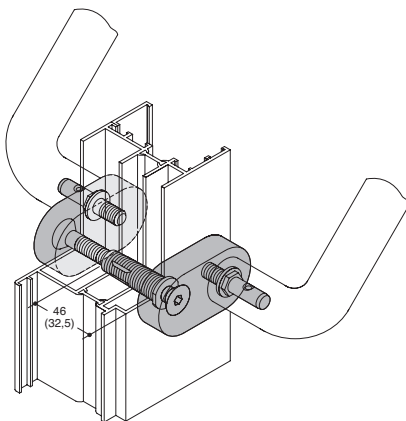
**HEWI Fixing type 5.7...**

· for double-sided fixing to solid wood, synthetic material and 2 to 3 chamber aluminium sections, fire protection profiles made of steel, stainless steel or aluminium, drill hole in door ø 12 mm

- door thickness 38 - 43 mm, only f. **pull handles 100X...G6, 180X...G6**
- door thickness 43 - 48 mm, only f. **pull handles 100X...G6, 180X...G6**
- door thickness 48 - 55 mm, only f. **pull handles 100X...G6, 180X...G6**
- door thickness 55 - 70 mm, only f. **pull handles 100X...G6, 180X...G6**
- door thickness 70 - 85 mm, only f. **pull handles 100X...G6, 180X...G6**
  
- do., for door thickness 8 - 85 mm available
- only f. **pull handles 100X...G7, 160X...G7, 160XA30K7.A, 180X...G7**

**Tools required**

- open jawed spanners SW13 and hexagonal spanner SW6 / SW8



- BA5.0.35.40\***
- BA5.0.40.45\***
- BA5.0.45.50\***
- BA5.0.50.55\***
- BA5.0.55.70\***
- BA5.0.70.85\***

**HEWI Fixing type 5.0...**

· for double-sided fixing to solid wood, synthetic material and 2 to 3 chamber aluminium sections, fire protection profiles made of steel, stainless steel or aluminium, drill hole in door ø 14 mm

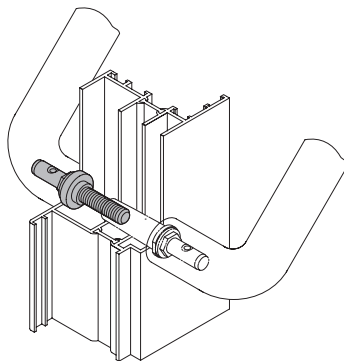
- door thickness 35-40 mm
- door thickness 40-45 mm
- door thickness 45-50 mm
- door thickness 50-55 mm
- door thickness 55-70 mm
- door thickness 70-85 mm

Please advise colour when ordering.\*  
Rose fixing: height of handle + 18 mm

A safety distance of 25 mm to the closing edge is ensured according to accident prevention regulations for schools GUV – VS 1 and guidelines for kindergartens – construction and equipment GUV – SR 2002

**Tools required**

- open jawed spanners SW19 and hexagonal spanner SW6 / SW10



- BA55.70**
- BA55.70R**
  
- BA70.85**
- BA70.85R**

**HEWI Upgrade set**

· for BA5.1/BA5.1R conversion  
· for double-sided fixing to solid wood, synthetic material and 2 to 3 chamber aluminium sections, fire protection profiles made of steel, stainless steel or aluminium, drill hole in door ø 14 mm

- door thickness 55-70 mm
- do., for **pull handle 33.2070S**
  
- door thickness 70-85 mm
- do., for **pull handle 33.2070S**

**Mounting instructions**

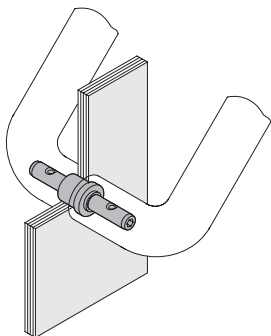
- open jawed spanners SW13 and hexagonal spanner SW6 (at ...R)

\* Available polyamide colours

- |    |    |    |    |    |    |
|----|----|----|----|----|----|
|    |    |    |    |    |    |
| 98 | 99 | 97 | 95 | 92 | 90 |

Item Number

Specification



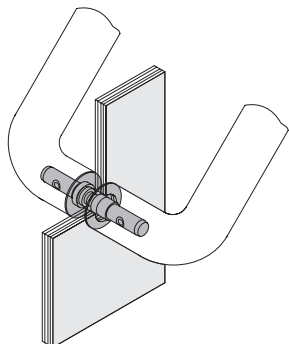
**BA8.08.12**

**HEWI Fixing type 8.08.12 for pull handles made of polyamide**

- for double-sided fixing to glass
- drill hole in door  $\varnothing$  18 mm
- door thickness 8-12 mm

**Tools required**

- hexagonal spanner SW6



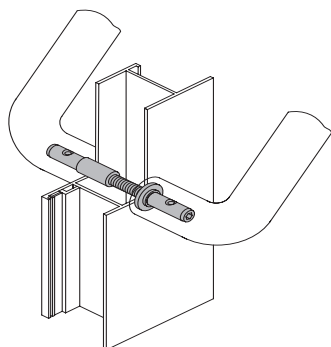
**BA8.08.12X**

**HEWI Fixing type 8.08.12X for p. handles made of stainless steel**

- for double-sided fixing to glass
- drill hole in door  $\varnothing$  14 mm
- door thickness 8-12 mm
- incl. plain washers  $\varnothing$  25 and  $\varnothing$  30 mm for protection of the glass surface

**Tools required**

- hexagonal spanner SW6



**BA8.12.20**  
**BA8.20.30**  
**BA8.30.40**  
**BA8.40.50**  
**BA8.50.60**  
**BA8.60.70**  
**BA8.70.80**  
**BA8.80.90**  
**BA8...R**

**HEWI Fixing type 8...**

- for double-sided fixing to solid wood, synthetic material and aluminium sections
- drill hole in door  $\varnothing$  12 mm

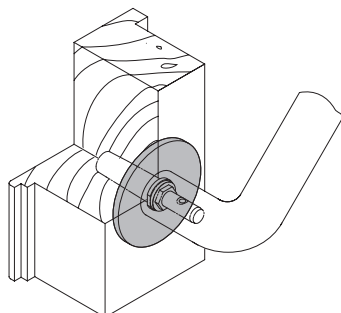
- door thickness 12-20 mm
- door thickness 20-30 mm
- door thickness 30-40 mm
- door thickness 40-50 mm
- door thickness 50-60 mm
- door thickness 60-70 mm
- door thickness 70-80 mm
- door thickness 80-90 mm
- do., for **pull handle 33.2070S**

**Tools required**

- hexagonal spanner SW6

**Mounting instructions**

can also be used for securing using mortice locks.



**505340A**

**HEWI Renovation solution for stainless steel pull handles**

- disk to cover existing drill holes in the door
- $\varnothing$  70 mm, 4,5 mm thick
- made of stainless steel
- supplied without fixing type

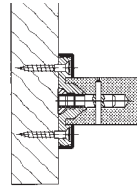
Item Number

Specification

**Fixing types for:**  
one-sided installation

→ Pull handles with roses

**BA1...P..**



**HEWI Fixing type 1...PA**

· for one-sided handle fixing from the front with polyamide roses

Not for use with handles with inclined supports.  
Supplied without 6 mm diameter countersunk screws.

Please advise colour when ordering.\*

**BA1.30PA\***  
**BA1.33PA\***  
**BA1.40PA\***

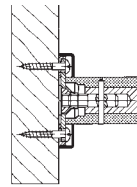
**Support**  
ø 30 mm  
ø 33 mm  
ø 40 mm

**Cap**  
ø 68 mm  
ø 70 mm  
ø 80 mm

**Rose base**  
Polyamide  
Polyamide  
Polyamide

**Handle mounting height**  
+ 8 mm  
+ 6 mm  
+ 6 mm

**BA1...STG**



**HEWI Fixing type 1...STG**

· for one-sided handle fixing from the front with steel rose base and polyamide roses

Not for use with handles with inclined supports.  
Supplied without 6 mm diameter countersunk screws.

Please advise colour when ordering.\*

**BA1.30STG\***  
**BA1.33STG\***

**Support**  
ø 30 mm  
ø 33 mm

**Cap**  
ø 70 mm separated  
ø 80 mm separated

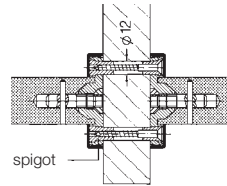
**Rose base**  
steel  
steel

**Handle mounting height**  
+ 5 mm  
+ 5 mm

**Fixing types for:**  
installation per pair

→ Pull handles with roses

**BA2...P..**



**HEWI Fixing type 2...PA**

· for double-sided handle fixing from the front with polyamide roses

Not for use with handles with inclined supports.  
Supplied without 6 mm diameter countersunk screws.

Please advise colour when ordering.\*

**BA2.30PA\***  
**BA2.33PA\***  
**BA2.40PA\***

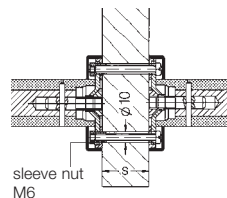
**Support**  
ø 30 mm  
ø 33 mm  
ø 40 mm

**Cap**  
ø 68 mm  
ø 70 mm  
ø 80 mm

**Rose base**  
Polyamide  
Polyamide  
Polyamide

**Handle mounting height**  
+ 8 mm  
+ 6 mm  
+ 6 mm

**BA2...STG**



**HEWI Fixing type 2...STG**

· for double-sided handle fixing from the front with steel rose base and polyamide roses

Not for use with handles with inclined supports.  
Supplied without 6 mm diameter countersunk screws.

Please advise colour when ordering.\*

**BA2.30STG\***  
**BA2.33STG\***


**Support**  
ø 30 mm  
ø 33 mm

**Cap**  
ø 70 mm separated  
ø 80 mm separated

**Rose base**  
steel  
steel

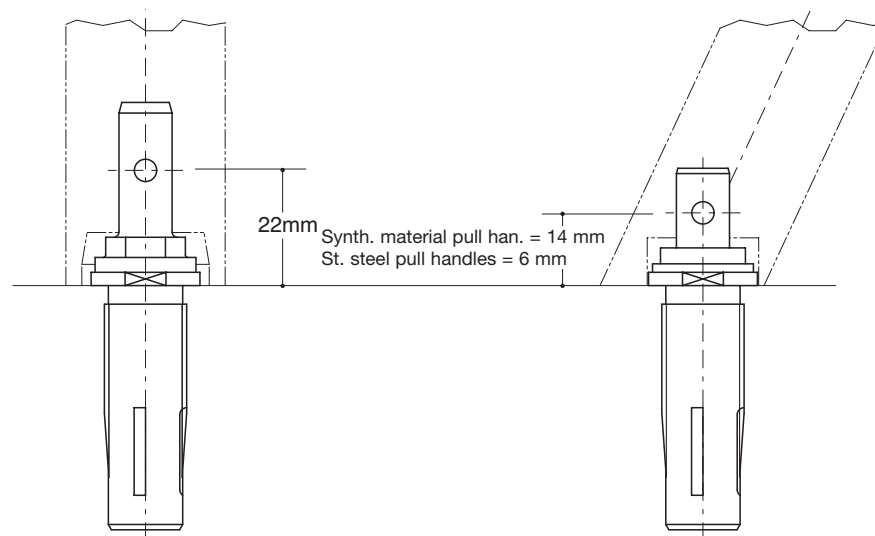
**Handle mounting height**  
+ 5 mm  
+ 5 mm

\* Available polyamide colours

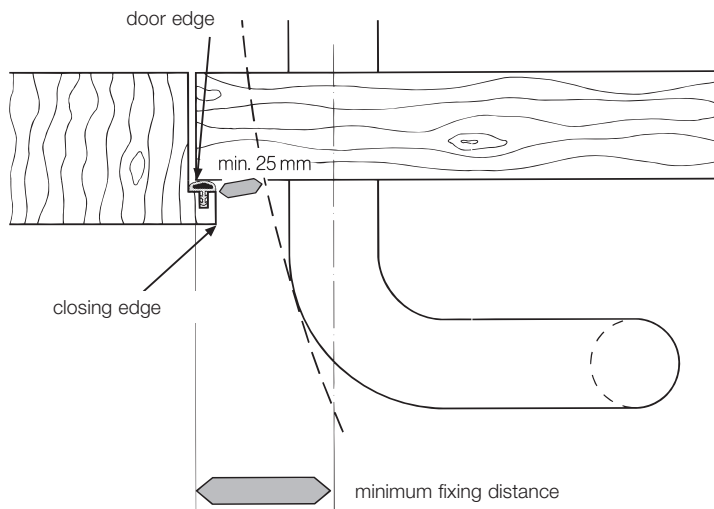


**Information on:**

Pull handles with inclined supports, examples BA5.1 (standard) to BA5.1R (inclined supports).

**Attention:**

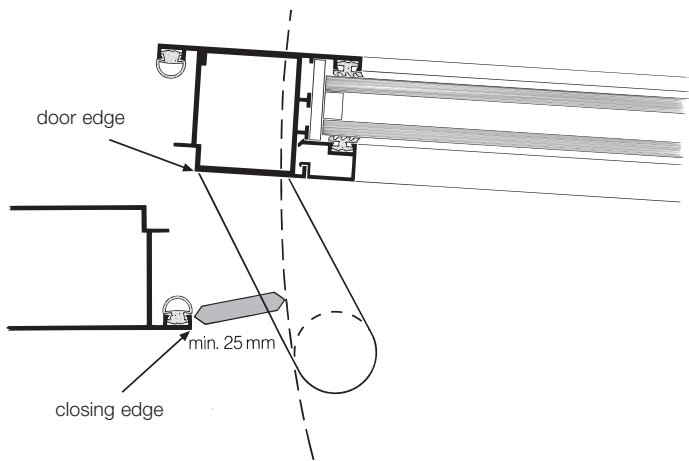
There is considerably less space available in the mounting area for handles with inclined supports. Consequently the pin hole for handles with inclined supports is 14 mm, compared to the pin hole for handles with standard supports which is 22 mm. Therefore a shorter special screw is required. This characteristic is identified in the item numbering by the letter „R“ and this additional letter must be quoted when orders are placed, e.g. BA5.1R.



**Safety margin between door handle and closing edge according to DGUV (Deutsche Gesetzliche Unfallversicherung)**

In order to avoid injuries to hands when closing or opening doors, a minimum safety margin of 25 mm between the handle (at gripping height) and closing edge (on the door frame) is necessary (BUK guidelines). The minimum distance between the closing edge and the handle hole stipulated for each handle guarantees observance of the safety margin accident prevention regulations for schools GUV – V S 1 as well as regulations for kindergarten – construction and equipment GUV – SR 2002 and DGUV 102-002.

→ see table next page and product specifications

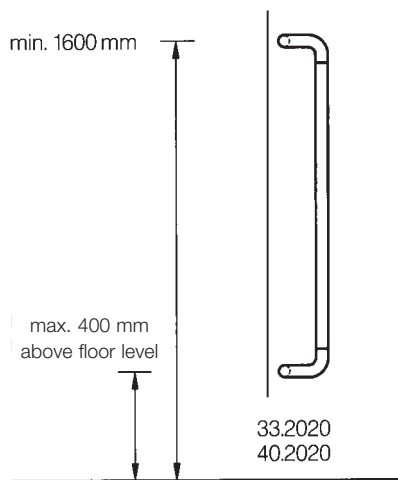


**Particularly suitable for framed doors**

A selection of HEWI handles also offers the safety margin of 25 mm to the closing edge even if they are fixed flush or close to the door / closing edge. These handles are particularly recommended for use in public buildings.

Offers the safety margin of 25 mm to the closing edge according to the safety margin accident prevention regulations for schools GUV – V S 1 as well as regulations for kindergarten – construction and equipment GUV – SR 2002 and DGUV 102-002.

→ see table next page and product specifications



**Reduced minimum fixing distance**

If the mounting points for the handle designs illustrated are located outside the usual gripping heights, the minimum fixing distances stipulated can then be further reduced.

→ see table next page and product specifications

Centre to centre min. fixing distances for pull handles



Minimum fixing distance (closing edge - handle drill hole)	with	
	Standard (mm)	BA 5.0... (mm)
130.550.1	36	20
33.2010	49	20
33.2020	44	20
33.2023	44	
33.2070	49	20
33.2070S	Mounting of handle flush to door/closing edge possible (24 mm)	
40.2010, 40.2010R	55	24
40.2020	48	22
40.2023	48	
550.300GKWL	43	20
550.33GKLT	44	20
550.33GKRLT	36	20
550.33GKWL	44	20
550.33KSLT	54	22
550.33LT	49	20
550.40GKLT	47	22
550.40KSLT	54	20
550GKLT, 550.250GKLT	44	20
550KRLT	63	31
550LT, 550.250LT	48	20
<b>Polyamide</b>		
100XA.30...G1, ...G6	47	
100XA.30...G7	Mounting of handle flush to door/closing edge possible (15 mm)	
111XA.25...G1	43	
111XA.25...G2, ...G3, ...G4	36	
111XA.30...G1	46	
111XA.30...G3, ...G4	39	
160XA.25...G1	43	
160XA.25...G4, ...G6	39	
160XA.30...G1	46	
160XA.30...G4, ...G6	46	
160XA.30...G7	Mounting of handle flush to door/closing edge possible (22 mm)	
180XO.3030G6	45	
180XO.3030G7	Mounting of handle flush to door/closing edge possible (15 mm)	
<b>Stainless steel</b>		

# Door Accessories | Hinges

## Stainless Steel and Polyamide

### DOOR ACCESSORIES STAINLESS STEEL

Overview	260
Signage systems guide	262
Symbols	264
Door stops	268 – 269

### DOOR ACCESSORIES POLYAMIDE

Overview	260 – 261
Signage systems guide	263
Symbols	265
Letter plate	266
Door bell panels, house numerals	267
Door stops	270
Door vents, door protectors	271
Order form – door protectors	272

### HINGES POLYAMIDE

Overview	261
Spigot hinges	273
Screw-on hinges	274 – 275
Technical information	276
Ordering aid	276



SIGNAGE SYSTEMS | SYMBOLS GUIDE STAINLESS STEEL, POLYAMIDE



GL0901... 150 x 150 mm  
e.g. male and female  
pages 262, 263



GL0601... 80 x 80 mm  
e.g. male and female  
pages 262, 263



GL0501... 55 x 55 mm  
Push/Pull  
pages 262, 263

SYMBOLS STAINLESS STEEL, POLYAMIDE



710XA.150.1  
801.91.010  
pages 264, 265



710XA.150.2  
801.91.020  
pages 264, 265



710XA.150.3  
801.91.030  
pages 264, 265



711DXA  
711D  
pages 264, 265



711ZXA  
711Z  
pages 264, 265

DOOR STOPS STAINLESS STEEL



611XA.15  
page 269



611XA.30  
page 269



611XA.65  
page 269

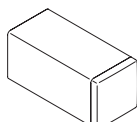


625XA  
page 269

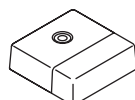
DOOR STOPS SYSTEM 100 STAINLESS STEEL



100XA611.15  
page 268



100XA611.65  
page 268



111XA625  
page 268

**DOOR STOPS**



**610**  
page 270



**611...**  
page 270



**615**  
page 270

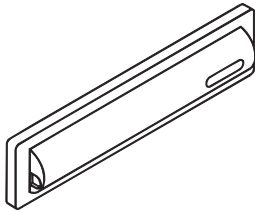


**620...**  
page 270

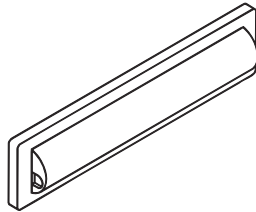


**625, 625.1**  
page 270

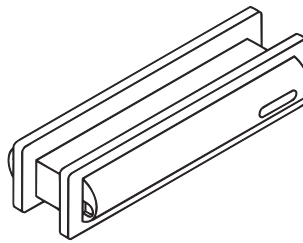
**LETTER PLATES, DOOR BELL PANELS**



**680.100**  
page 266



**680.010**  
page 266



**680...**  
page 266



**685.1.11**  
page 267



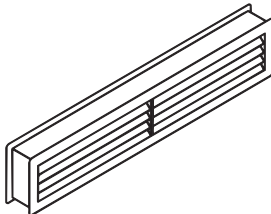
**685.1.21**  
page 267

**HOUSE NUMERALS**

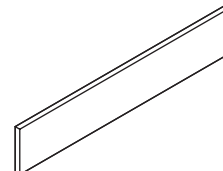


**702.165...**  
page 267


**DOOR VENTS, DOOR PROTECTORS**



**800...**  
page 271



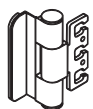
**TS.SO...**  
page 271



**TS.200...**  
page 271

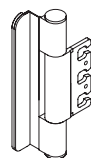
**HINGES IN WOOD-, STEEL- AND ALUMINIUM FRAMES**

Triple-roll hinges for rebated doors  
up to 100 kg



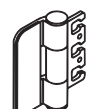
**B8107.100**  
page 274

up to 180 kg



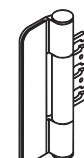
**B8107.160**  
page 274

Triple-roll hinges for flush doors  
up to 100 kg



**B9107.100**  
page 275

up to 180 kg



**B9107.160**  
page 275

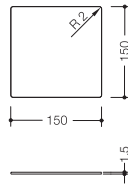
Screw-on hinges  
for flush doors



**B9505...**  
page 273

Item Number

Dimensions in mm / Specification



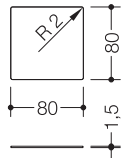
**GL0901XA..0K**  
(self-adhesive)

**HEWI Signage systems stainless steel 150 mm x 150 mm**

- self-adhesive for sticking onto walls or doors
- printed on information sign by Otl Aicher
- 150 mm wide, 150 mm high and 1,5 mm thick
- made of high-quality stainless steel, satin surface

**GL0901XA000K**

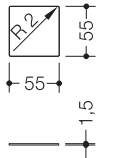
- do., blank
- door thickness 8-12 mm



**GL0601XA...0K**  
(self-adhesive)

**HEWI Symbol stainless steel 80 mm x 80 mm**

- self-adhesive for sticking onto walls or doors
- printed on information sign by Otl Aicher
- 80 mm wide, 80 mm high and 1,5 mm thick
- made of high-quality stainless steel, satin surface



**GL0501XA150K**  
**GL0501XA160K**  
(self-adhesive)

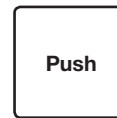

**HEWI Symbol push stainless steel 55 mm x 55 mm**  
**HEWI Symbol pull stainless steel 55 mm x 55 mm**

- dto.

**GL0501XA000K**

- do., blank

SYMBOLS GUIDE ©1976 BY ERCO



00  
Blank

01  
Male

02  
Female

03  
Accessibility

04  
Male/Female

15  
Push

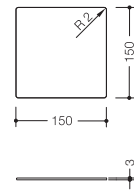
16  
Pull

MATERIAL | SURFACES

**Stainless steel**  
satin

Item Number

Dimensions in mm / Specification



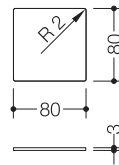
**GL0901PC...0K**  
(self-adhesive)

**HEWI Signage systems Synthetic material 150 mm x 150 mm**

- self-adhesive for sticking onto walls or doors
- printed on information sign by Otl Aicher
- 150 mm wide, 150 mm high and 3 mm thick
- made of high-quality synthetic material, white

**GL0901PC000K**

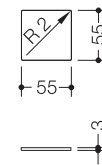
- do., blank



**GL0601PC...0K**  
(self-adhesive)

**HEWI Symbol Synthetic material 80 mm x 80 mm**

- self-adhesive for sticking onto walls or doors
- printed on information sign by Otl Aicher
- 80 mm wide, 80 mm high and 3 mm thick
- made of high-quality synthetic material, white



**GL0501PC150K**  
**GL0501PC160K**  
(self-adhesive)

**HEWI Symbol push synthetic material 55 mm x 55 mm**

**HEWI Symbol pull synthetic material 55 mm x 55 mm**

- dto.

**GL0501PC000K**

- do., blank

**MATERIAL | COLOUR**






**Synthetic material**  
white

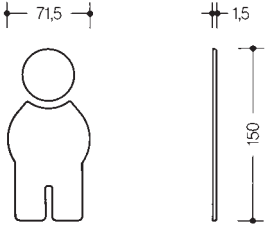
**ORDERING INFORMATION**

**Item Number**  
**Please advise required pictogram-**  
**number when ordering see left**

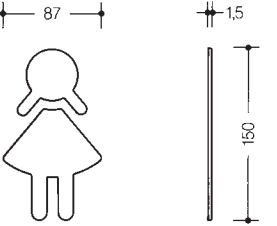
**CROSS-REFERENCES**

- ← HEWI Lever handles **from page 39**
- ← HEWI Pull handles **from page 221**
- ← Overview symbols guide **page 260**

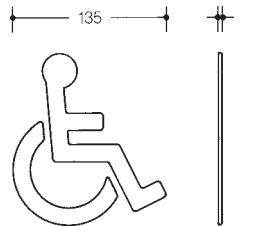
Item Number	Dimensions in mm / Specification
	<p>710XA.150.1</p>
	<p>710XA.150.2</p>
	<p>710XA.150.3</p>
	<p>711DXA</p>
	<p>711ZXA</p>



**HEWI Symbol male**  
 · made of stainless steel, surface satin finished  
 · 71,5 mm wide, 150 mm high, 1,5 mm thick  
 · self-adhesive back



**HEWI Symbol female**  
 · made of stainless steel, surface satin finished  
 · 87 mm wide, 150 mm high, 1,5 mm thick  
 · self-adhesive back



**HEWI Symbol accessibility**  
 · made of stainless steel, surface satin finished  
 · 135 mm wide, 150 mm high, 1,5 mm thick  
 · self-adhesive back



**HEWI Symbol push**  
 · made of stainless steel, surface satin finished  
 · ø 52 mm, 1,5 mm thick, self-adhesive back

**HEWI Symbol pull**  
 · dto.

Also available in other languages.

**MATERIAL | SURFACES**

**Stainless steel**  
 satin, mirror polished

**ORDERING INFORMATION**

**Item Number**  
**If applicable language**  
**Please advise surface finish when ordering:**  
**A = satin (as shown)**  
**C = mirror polished**

**CROSS-REFERENCES**

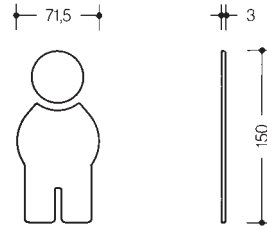
← HEWI Lever handles **from page 39**  
 ← HEWI Pull handles **from page 221**

Item Number

Dimensions in mm / Specification



**801.91.010**

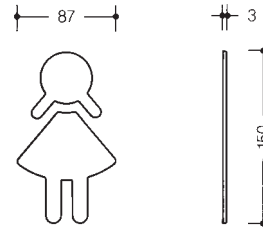


**HEWI Symbol male**

- 71,5 mm wide, 150 mm high and 3 mm thick
- self-adhesive back, made of high-quality polyamide



**801.91.020**

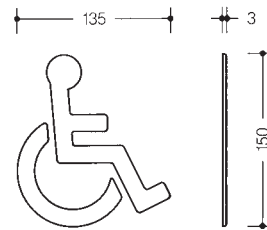


**HEWI Symbol female**

- 87 mm wide, 150 mm high and 3 mm thick
- self-adhesive back, made of high-quality polyamide



**801.91.030**



**HEWI Symbol accessibility**

- 135 mm wide, 150 mm high and 3 mm thick
- self-adhesive back, made of high-quality polyamide



**711D\***



**HEWI Symbol push**

- self-adhesive back, ø 52 mm, 2 mm thick
- made of high-quality polyamide



**711Z\***



**HEWI Symbol pull**

- dto.

Also available in other languages.

**MATERIAL | COLOUR**

**ORDERING INFORMATION**

**CROSS-REFERENCES**

\* Also available in HEWI colour 73 (meadow green).


**Polyamide**  
available in all HEWI colours, see inlay back page

**Item Number**  
**If applicable language**  
**Colour**

← HEWI Lever handles **from page 39**  
← HEWI Pull handles **from page 221**

Item Number


Dimensions in mm / Specification



680.100

**HEWI Exterior flap for letter plate**

- made of weather resistant special polyamide
- with slot size 326 x 35 mm and name plate 60 x 15 mm
- without sleeve, cutting size 344 x 51 mm compliant to EN 13724




680.010

**HEWI Interior flap for letter plate**

- made of weather resistant special polyamide
- with slot size 326 x 35 mm, without sleeve
- cutting size 344 x 51 mm compliant to EN 13724

680.010.1

- do., with additional spring



680...

**HEWI Letter plate**

- made of weather resistant special polyamide
- with slot size 326 x 35 mm and name plate 60 x 15 mm
- smooth-adjusting
- cutting size 344 x 51 mm compliant to EN 13724

680.110

- to suit doors 20 to 35 mm

680.110.1

- do., with additional spring in the interior flap

680.111

- to suit doors 35 to 70 mm

680.111.1

- do., with additional spring in the interior flap

680.112


- to suit doors 65 to 100 mm

680.112.1

- do., with additional spring in the interior flap

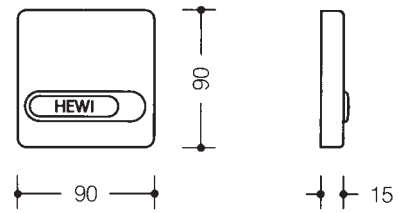
**MATERIAL | COLOUR**

**Available polyamide colours**



Item Number

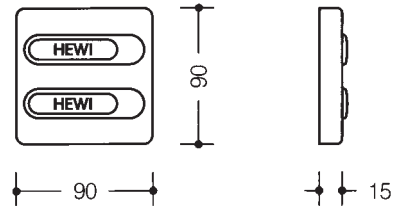
Dimensions in mm / Specification



**685.1.11**

**HEWI Door bell panel**

- for low voltage circuits (max. 12 V)
- made of weather resistant special polyamide
- with name plate 60 x 15 mm
- with lightning



**685.1.21**

**HEWI Door bell panel**

- for low voltage circuits (max. 12 V)
- made of weather resistant special polyamide
- with name plate 60 x 15 mm
- with lightning



**702.165...**

**HEWI house numerals**

**702.165.1, 2, ...**  
**702.165.A, ...**  
**702.165.BS**

- made of weather resistant special polyamide,  $\varnothing$  33 mm
- theft-proof fixing
- numerals 0-9, height approx. 165 mm
- lower case letters a to d
- hyphen

Recommendation for installation of house numerals on insulating plaster: fixing material „Thermax 8“ of the company Fischer is procured locally.

**ORDERING INFORMATION**

**CROSS-REFERENCES**

**Item Number**  
**Colour**

← HEWI Lever handles **from page 39**  
 ← HEWI Pull handles **from page 221**

Item Number

Dimensions in mm / Specification



100XA611.15

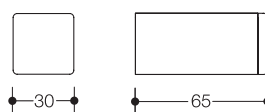


**HEWI Door stop**

- made of stainless steel, square tube 30 x 30 mm, 15 mm long
- with black elastic buffer
- concealed fixing
- supplied with fixing material



100XA611.65

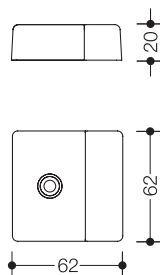


**HEWI Door stop**

- made of stainless steel, square tube 30 x 30 mm, 65 mm long
- with black elastic buffer
- concealed fixing
- supplied with fixing material



100XA625



**HEWI Door stop**

- made of stainless steel, 62 x 62 mm, 20 mm high
- with locking mechanism
- with black elastic buffer
- visible fixing
- supplied with fixing material

**MATERIAL | SURFACES**

**Stainless steel**

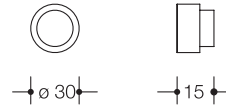
satin, mirror polished

Item Number

Dimensions in mm / Specification



**611XA.15**

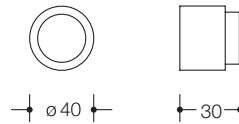


**HEWI Door stop**

- made of stainless steel,  $\varnothing$  30 mm, 15 mm long
- with black elastic buffer
- concealed fixing
- supplied with fixing material




**611XA.30**

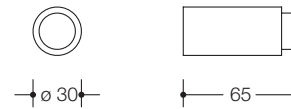


**HEWI Door stop**

- made of stainless steel,  $\varnothing$  40 mm, 30 mm long
- with spring-mounted black elastic buffer
- concealed fixing
- supplied with fixing material



**611XA.65**

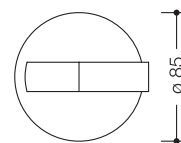
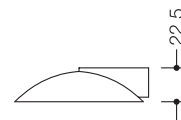


**HEWI Door stop**

- made of stainless steel,  $\varnothing$  30 mm, 65 mm long
- with black elastic buffer
- concealed fixing
- supplied with fixing material



**625XA**



**HEWI Door stops**

- made of stainless steel,  $\varnothing$  85 mm, 22,5 mm high
- with spring-mounted black elastic buffer
- concealed fixing
- supplied with fixing material

**625.1**

**HEWI Spacer for door stop 625**

- preferably in HEWI colour 90 (jet black)
- increases the buffer height by 11 mm

**ORDERING INFORMATION**

**CROSS-REFERENCES**

**Item Number**

**Please advise surface finish when ordering:**









A = satin (as shown)

C = mirror polished

**If applicable colour** (for 625.1)

← HEWI Lever handles **from page 39**

← HEWI Pull handles **from page 221**

Item Number	Dimensions in mm / Specification
	 <p><b>610</b></p> <p><b>HEWI Door stop</b></p> <ul style="list-style-type: none"> <li>· made of high-quality polyamide, <math>\varnothing</math> 35 mm, 24 mm long</li> <li>· with black elastic buffer</li> <li>· supplied with fixing material</li> </ul>
	 <p><b>611...</b></p> <p><b>HEWI Door stop</b></p> <ul style="list-style-type: none"> <li>· made of high-quality polyamide, <math>\varnothing</math> 40 mm</li> <li>· with spring-mounted black elastic buffer</li> <li>· supplied with fixing material</li> </ul> <p><b>611.30</b> 30 mm long  <b>611.60</b> 60 mm long  <b>611.90</b> 90 mm long  <b>611.105</b> 105 mm long</p>
	 <p><b>615</b></p> <p><b>HEWI Door stops</b></p> <ul style="list-style-type: none"> <li>· made of high-quality polyamide, <math>\varnothing</math> 52 mm, 42,5 mm high</li> <li>· with black elastic buffer</li> <li>· supplied with fixing material</li> </ul>
	 <p><b>620...</b></p> <p><b>HEWI Door stops</b></p> <ul style="list-style-type: none"> <li>· black elastollan base plate with polyamide cap</li> <li>· <math>\varnothing</math> 92 mm</li> <li>· supplied with fixing material</li> </ul> <p><b>620.1</b> 10 mm high  <b>620.2</b> 14 mm high  <b>620.3</b> 22 mm high</p>
	 <p><b>625</b></p> <p><b>HEWI Door stops</b></p> <ul style="list-style-type: none"> <li>· made of high-quality polyamide, <math>\varnothing</math> 85 mm, 22,5 mm high</li> <li>· with spring-mounted black elastic buffer</li> <li>· supplied with fixing material</li> </ul> <p><b>625.1</b></p> <p><b>HEWI Spacer for door stop 625</b></p> <ul style="list-style-type: none"> <li>· increases the buffer height by 11 mm</li> </ul>

MATERIAL | COLOUR

ORDERING INFORMATION

CROSS-REFERENCES


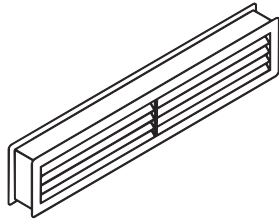
**Polyamide**  
available in all HEWI colours, see inlay back page

**Item Number**  
**Colour**

← HEWI Lever handles **from page 39**  
 ← HEWI Pull handles **from page 221**

Item Number

Dimensions in mm / Specification



**800N**

**HEWI Door vents**

- made of high-quality polyamide, 150 cm<sup>2</sup> open space
- for door thickness 30-45 mm



**800PSB**

- do., made of polystyrene



Cutting size 440 x 80 mm, R = 12,5 mm



**TS.200**

**HEWI door protectors-Platte**

- made of polystyrene, mat, 1000 x 2000 mm, 2 mm thick
- fixing with filister head screws or polyamide nails
- in selected HEWI colours, slightly colour variations possible
- not qualified for external areas

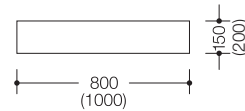
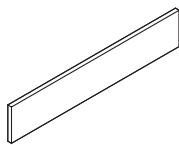


**TS.200SK**

- do., self-adhesive back



Different heights, widths, forms, press cuts, returns, etc. on request.



**TS.SO15**  
**TS.SO15SK**  
**TS.SO15U**  
**TS.SO15SKU**

**HEWI Door protector**

- made of polystyrene, mat, 800-1000 mm wide, 2 mm thick
- fixing with filister head screws or polyamide nails
- not qualified for external areas

height 150 mm  
 height 150 mm, self-adhesive back  
 height 150 mm, return 10 mm  
 height 150 mm, self-adhesive back, return 10 mm

**TS.SO20**  
**TS.SO20SK**  
**TS.SO20U**  
**TS.SO20SKU**

height 200 mm  
 height 200 mm, self-adhesive back  
 height 200 mm, return 10 mm  
 height 200 mm, self-adhesive back, return 10 mm



Different heights, widths, returns, etc. on request.

**MATERIAL | COLOUR**

**ORDERING INFORMATION**

**CROSS-REFERENCES**

If applicable colour information see product

**Item Number**  
**Colour**

- ← HEWI Lever handles **from page 39**
- ← HEWI Pull handles **from page 221**
- Order form – door protectors **page 272**

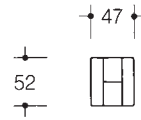


Item Number

Dimensions in mm / Specification



**B9505.50L**  
**B9505.50R**



**HEWI Screw-on hinge**

- for flush doors (up to 40 kg) in wood-, steel- and aluminium frames
- made of high-quality polyamide
- with supporting steel frame made from galvanised sheet steel
- maintenance-free polyamide plain bearing
- polyamide caps for concealing the screw

left hand  
right hand

**HEWI Hinge spacers**

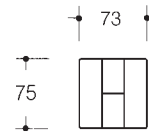
- made of high-quality polyamide
- to compensate for forward or receding door

**AF50.1**

1 mm thick



**B9505.75LK**  
**B9505.75RK**



**HEWI Screw-on hinge**

- for flush doors (up to 80 kg) in wood-, steel- and aluminium frames
- made of high-quality polyamide
- with supporting steel frame made from galvanised sheet steel
- maintenance-free polyamide plain bearing
- polyamide caps for concealing the screw

left hand  
right hand

**HEWI Screw-on hinge (spring hinge)**

- for partition walls (up to 25 kg)
- made of high-quality polyamide with corrosion resistant steel insert

left hand, spring hinge  
right hand, spring hinge

Per door 3 hinges are necessary.

Example: DIN left: 2 x B9505.75LK, 1 x B9505.75LF

**Tools required**

- hexagonal spanner SW6 and SW2,5

**HEWI Fixing material for partition walls**

- consisting of 4 screws and plugs made of brass M6

Door thickness up to 13 mm

Door thickness over 13 mm



**BM1182**  
**BM1183**

**33602**

**HEWI Hinge spacers, 2 mm thick**

- made of high-quality polyamide
- to compensate for forward or receding door

**MATERIAL | COLOUR**

**ORDERING INFORMATION**

**CROSS-REFERENCES**

**Polyamide**  
available in all HEWI colours, see inlay back page

**Item Number**  
**Colour**

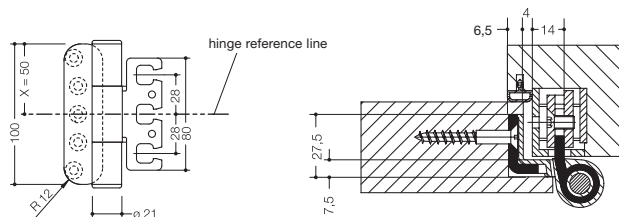
→ Technical information **page 276**  
→ Ordering aid **page 276**

Item Number

Dimensions in mm / Specification



**B8107.100**

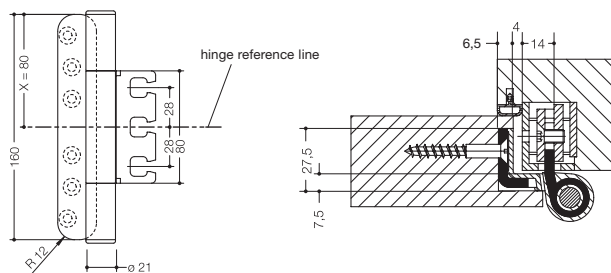


**HEWI Triple-roll hinge**

- for rebated doors (up to 100 kg)
- in wood-, steel- and aluminium frames, suitable for three-dimensionally adjustable retaining elements System VN and VZK
- made of high-quality polyamide with supporting steel frame made from galvanised 4 mm sheet steel and closed hinge roll
- with stainless steel pin, maintenance-free polyamide low friction bearing and polyamide caps for concealing the screw
- cutting size 6,5 mm



**B8107.160**



**HEWI Triple-roll hinge**

- for rebated doors (up to 180 kg)
- in wood-, steel- and aluminium frames, suitable for three-dimensionally adjustable retaining elements System VN and VZK
- made of high-quality polyamide with supporting steel frame made from galvanised 4 mm sheet steel and closed hinge roll
- with stainless steel pin, maintenance-free polyamide low friction bearing and polyamide caps for concealing the screw
- cutting size 6,5 mm



**B8107.160FS**

- for rebated doors according to EN 1935
- four additional steel bushes prevent the stainless steel pin from slipping in the event of a fire

**MATERIAL | COLOUR**

**Polyamide**  
available in all HEWI colours, see inlay back page

**NORM**



HEWI Triple-roll hinges marked with „FS“ are tested and proofed according EN 1935. The hinges are suitable for applying in fire- and smoke protective doors, as well as escape and emergency doors.

**Hinges B...160FS**

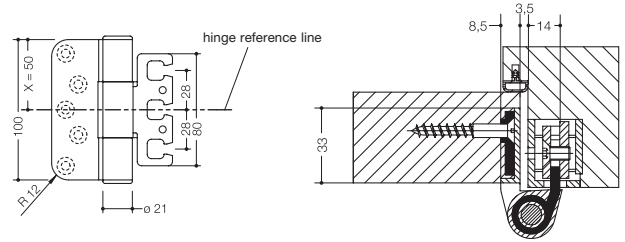
**4 7 7 1 1 3 1 1 4**

Item Number

Dimensions in mm / Specification



**B9107.100**

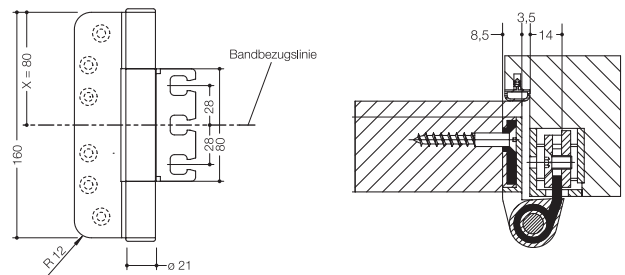


**HEWI Triple-roll hinge**

- for flush doors (up to 100 kg)
- in wood-, steel- and aluminium frames, suitable for three-dimensionally adjustable retaining elements System VN and VZK
- made of high-quality polyamide with supporting steel frame made from galvanised 4 mm sheet steel and closed hinge roll
- with stainless steel pin, maintenance-free polyamide low friction bearing and polyamide caps for concealing the screw
- cutting size 8,5 mm



**B9107.160**



**HEWI Triple-roll hinge**

- for flush doors (up to 180 kg)
- in wood-, steel- and aluminium frames, suitable for three-dimensionally adjustable retaining elements System VN and VZK
- made of high-quality polyamide with supporting steel frame made from galvanised 4 mm sheet steel and closed hinge roll
- with stainless steel pin, maintenance-free polyamide low friction bearing and polyamide caps for concealing the screw
- cutting size 8,5 mm

**CE B9107.160FS**

- for flush doors according to EN 1935
- four additional steel bushes prevent the stainless steel pin from slipping in the event of a fire

**DECLARATION OF PERFORMANCE**

**ORDERING INFORMATION**

**CROSS-REFERENCES**

The declaration of performance according to 305/2011 for hinges with CE-mark can be downloaded under [www.hewi.com](http://www.hewi.com) or can be requested under +49 5691/82-300 or [international@hewi.com](mailto:international@hewi.com).

**Item Number**  
**Colour**

→ Technical information **page 270**  
→ Ordering aid **page 270**

## Technical specification

- diameter of hinge 21 mm
- corrosion resistant steel insert
- closed hinge roll
- height of hinge 100/160 mm
- **stainless steel pin** - rust-proof
- diameter 9 mm with positioning facility
- **maintenance-free polyamide low friction bearing**
- pre-assembled (depending on model)
- applicable left/right

## Frame connection

- wood-, steel- and aluminium frames - retaining elements VX..., VZX...

## Applicability

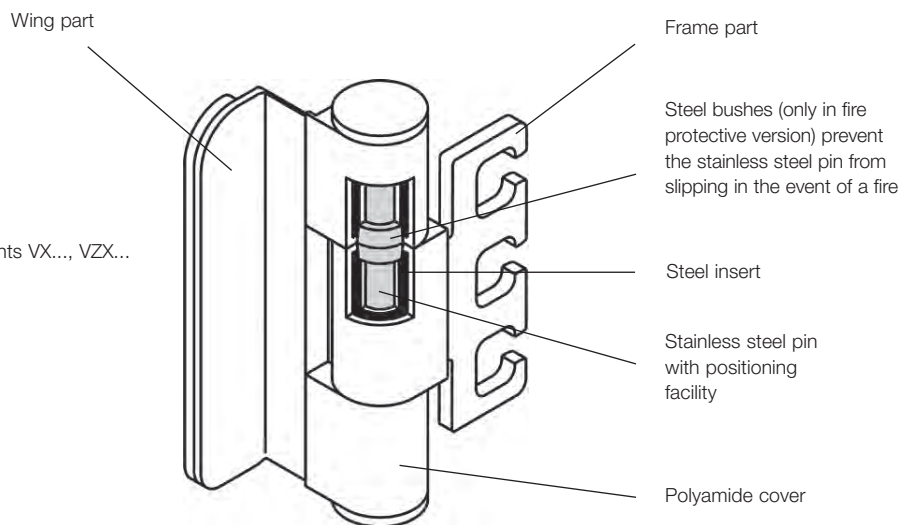
- wood-, steel- and aluminium frames
- doors made of wood
- fire protective doors made of wood

## Bearing capacity

- height of hinge 100 mm - up to 100 kg
- height of hinge 160 mm - up to 180 kg

## Fixing

- recommended wood counter sunk screws  $\varnothing 6 \times 50$  mm



## Classification of numbers

Labels	Sort
Letter code for HEWI hinges	B
Sort of door	8 - rebated 9 - flush
Hinge retaining in door	1 - spigot 5 - screw-on
Hinge retaining in frame	05 - screw-on 07 - retaining element - VX (3D)
Height	160 - 160 mm 100 - 100 mm 75 - 75 mm 50 - 52 mm
Sort of hinge	FS - fire protective L - left R - right LK - screw-on hinge, left LF - spring (screw-on) hinge left RK - screw-on hinge right RF - spring (screw-on) hinge right

# Cloakrooms | Hooks

## Polyamide, Stainless Steel, Metal

### CLOAKROOMS POLYAMIDE

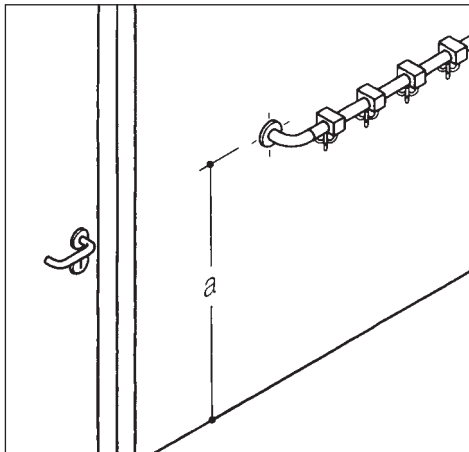
Planning aid, safety certificate	279
Overview	280 – 281
Tumbler racks	282 – 283
Hooks for cloakroom rails	284 – 286
Cloakroom rails	287 – 291
Caterpillar	291
Coat hanger, pictograms	292 – 293

### HOOKS

Overview	280 – 281
System 162	294
Range 805 Classic	294
System 800 K	295
Range 477	296 – 297, 299
Range 801	297 – 298







**CLOAKROOMS**

This index includes cloakroom rails with varying hook shapes, wall hooks, clothes hangers and pictograms.

These products have been designed specifically for use in public areas and therefore take into account in particular the high demands of nurseries, schools, hospitals, doctors' surgeries etc.

**PLANNING**

Clear and comprehensible tables allow for an easy match-up available space requirements and the HEWI product range.

**DELIVERY**

Clear and comprehensible tables allow for an easy match-up available space requirements and the HEWI product range.

**MOUNTING**

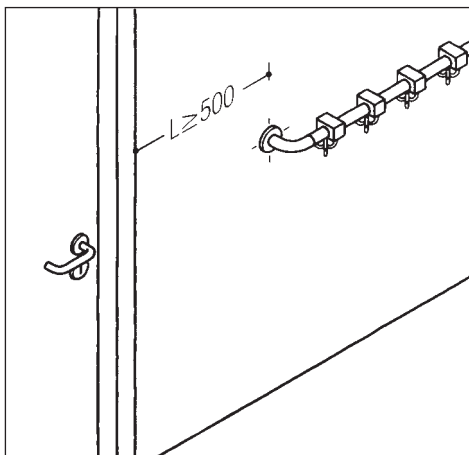
Wall-mounted cloak rails are easily installed via plug connection.

**HOOK DISTANCES**

The following standard applies to HEWI products:

150 mm for coat rails.

If in doubt, distances should be agreed with the local planning authorities.



**RECOMMENDED INSTALLATION HEIGHT A FOR CLOAK RAILS**

Kindergarten	1200 ± 100 mm
Primary school	1400 ± 100 mm
Secondary school	1600 ± 100 mm

**RECOMMENDED INSTALLATION HEIGHT A FOR WASHROOMS**

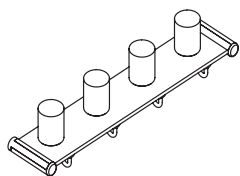
Kindergarten	900 ± 100 mm
--------------	--------------



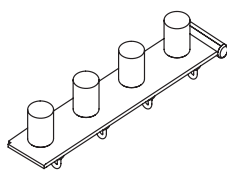
**SAFETY**

Cloakrooms must be designed in such a way as to exclude in as far as is possible the risk of injury. Rounded elements and enclosed fixtures reduce the risk of injury. HEWI cloakrooms fulfil these conditions and are tested for enhanced requirements in nurseries or schools according to GS (certified safety standards) in accordance with current regulations.

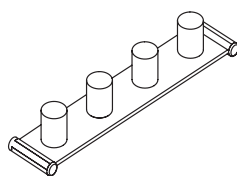
**TUMBLER RACKS**



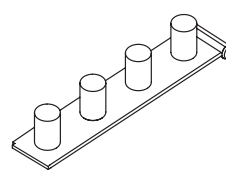
**New**  
Tumbler rack with hooks  
800.03.400 page 282



**New**  
Tumbler rack extension set with hooks  
800.03.410 page 282

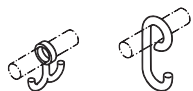


**New**  
Tumbler rack  
800.03.401 page 283

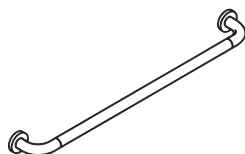


**New**  
Tumbler rack extension set  
800.03.411 page 283

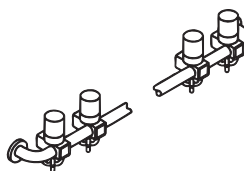
**CLOAKROOM RAILS**




**Hooks, movable**  
33.1700 page 286  
40.1710 page 286  
477.30.020 page 286



**Cloakroom rail**  
33.7010... page 288

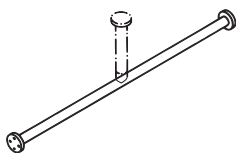


**Cloakroom rail with hooks**  
33.7300.PB8 page 287  
33.7310.PB8 page 289

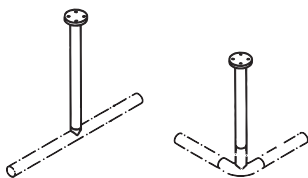


**Cloakroom rail with hooks**  
33.7310.P8 page 289

**CLOAKROOM RAILS**

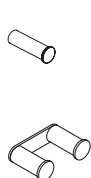


**Cloakroom rail**  
33.7030 page 290




**Ceiling support**  
33.7100A page 291  
33.7100B page 291

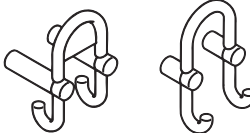
**HOOKS**



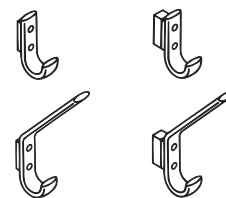
**Hooks System 162 | Range 805**  
**Classic**  
162.90.0... page 294  
805.90.0... page 294




**Hooks Range 477 | 801 | 800 K**  
477.90.0... (+) pages 296, 297  
801.90.0... (+) page 298  
800.90.0... page 295  
950.90.0... page 300



**Double coat hooks Range 801**  
801.90.031 page 297  
801.90.030 page 297  
801.90.040 page 298



**Coat and hat hooks Range 477**  
477.90.06.. page 299  
477.90.07.. page 299



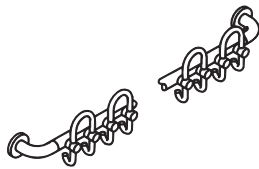
**Caterpillar**  
33.733...6H...

page 291



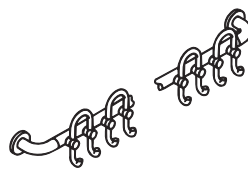
**Pictogram-holder**  
713  
713.5

page 285  
page 285




**Cloakroom rail with hooks**  
33.7310.6HP

page 289



**Cloakroom rail with hooks**  
33.7010.6V

page 288



**Cloakroom rail with hooks**  
33.7010.7V

page 288



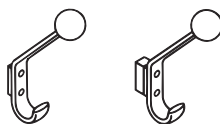
**Coat hanger**  
570...

page 292



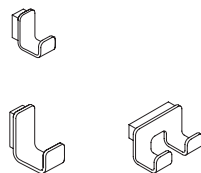
**Coat/trouser hanger**  
571...

page 292



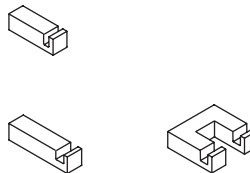
**Coat and hat hooks Range 477**  
477.90.08..

page 299



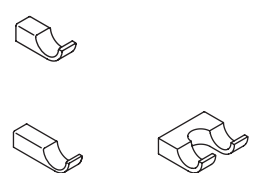
**Hooks Range 805**  
805.90.100  
805.90.110  
805.90.120

page 313  
page 313  
page 313



**Hooks System 100**  
100.90.010...  
100.90.020...  
100.90.030...

page 317  
page 317  
page 317



**Hooks System 800 | 800 K**  
800.90.010...  
800.90.020...  
800.90.06040

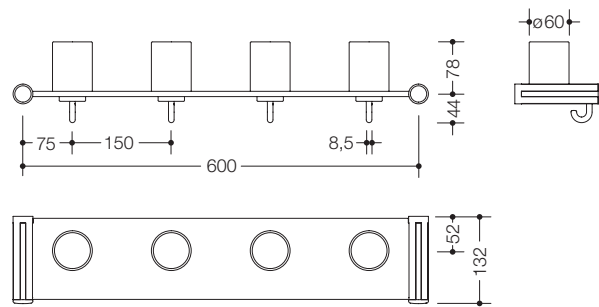
pages 319, 321  
pages 319, 321  
page 319

Item Number

Dimensions in mm / Specification



**New** 800.03.400



**HEWI Tumbler rack with hooks, 4 places**

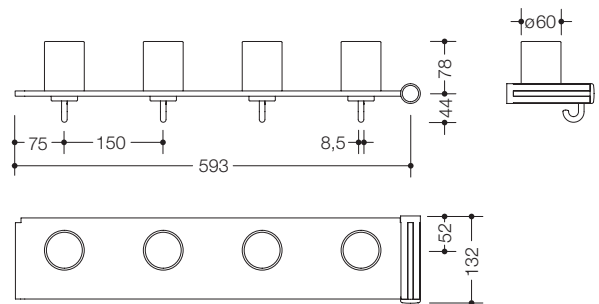
- brackets made of high-quality polyamide in HEWI colour 74 (apple green)
- the tumblers and towel hooks form a colour pair, made of high-quality polyamide
- the coloured hooks are fitted in the given order, from left to right from the user's view
- rack shelf made of robust HPL, surface: silky white, with slight texture
- 150 mm spacing between the slots
- corresponds to the specifications of DGVU Guidelines 82 for children's day care facilities („Child daycare centres“)
- max. static load 20 kg
- retrofittable
- 630 mm wide (c to c 600 mm), 122 mm high, 132 mm deep
- to increase the number of slots, use HEWI extension set 800.03.410
- for individualisation, additional HEWI pictogram sheets available as blank version for labelling 33.1772E or with motifs 33.1772A, 33.1772B, 33.1772D

Please advise colour of tumblers and hooks in the desired sequence when ordering.

A colour example



**New** 800.03.410



**HEWI Tumbler rack extension set with hooks, 4 places**

- for retrofitting on the tumbler rack with towel hooks to add 4 places
- brackets made of high-quality polyamide in HEWI colour 74 (apple green)
- do., 608 mm wide

Please advise colour of tumblers and hooks in the desired sequence when ordering.

A colour example

**MATERIAL | COLOUR**

Support plate

**Polyamide**

■ Holder

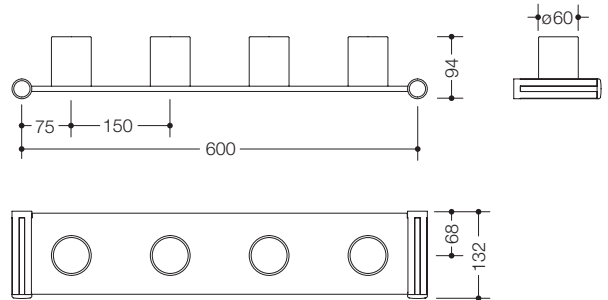
Tumbler and hooks (pairwise) in all HEWI colours, see inlay back page

Item Number

Dimensions in mm / Specification



**New** 800.03.401



**HEWI Tumbler rack, 4 places**

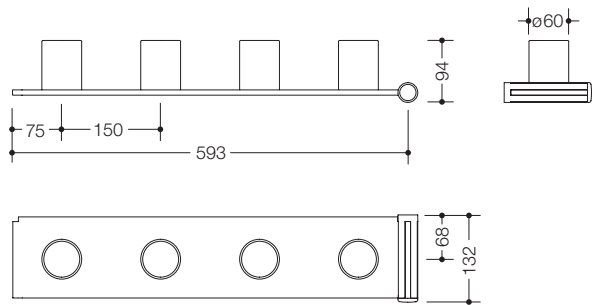
- brackets made of high-quality polyamide in HEWI colour 74 (apple green)
- rack shelf made of robust HPL, surface: silky white, with slight texture
- 150 mm spacing between the slots
- corresponds to the specifications of DGUV Guidelines 82 for children's day care facilities („Child daycare centres“)
- max. static load 20 kg
- retrofittable
- 630 mm wide (c to c 600 mm), 94 mm high, 132 mm deep
- to increase the number of slots, use HEWI extension set 800.03.411
- for individualisation, additional HEWI pictogram sheets available as blank version for labelling 33.1772E or with motifs 33.1772A, 33.1772B, 33.1772D

A colour example

Please advise colour of tumblers when ordering.



**New** 800.03.411



**HEWI Tumbler rack extension set, 4 places**

- or retrofitting to the tumbler rack to add 4 places
- brackets made of high-quality polyamide in HEWI colour 74 (apple green)
- do., 608 mm wide

A colour example

Please advise colour of tumblers when ordering.

**Ordering Information**

**Cross-references**

**Item Number**  
**Colour** (see product)

**Please note:**  
supplied with fixing material

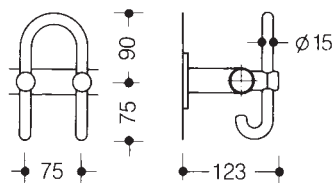
→ HEWI Hook **page 296**  
→ HEWI Pictogram sets **page 293**

Item Number

Dimensions in mm / Specification



...6H

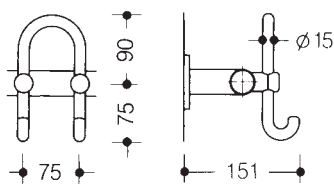


**HEWI Coat and hat hook**

- for combination with HEWI cloakroom rails  $\varnothing$  33 mm
- stationary double hook, facing inwards
- made of high-quality polyamide



...6V

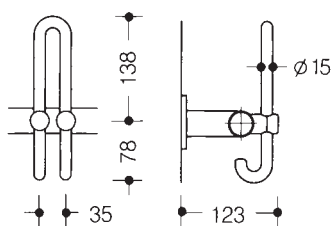


**HEWI Coat and hat hook**

- for combination with HEWI cloakroom rails  $\varnothing$  33 mm
- stationary double hook, facing outwards
- made of high-quality polyamide



...7H

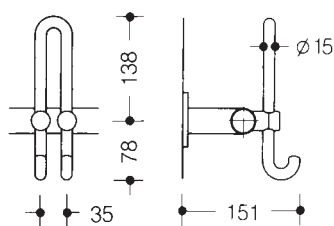


**HEWI Coat and hat hook**

- for combination with HEWI cloakroom rails  $\varnothing$  33 mm
- stationary double hook, facing inwards
- made of high-quality polyamide



...7V



**HEWI Coat and hat hook**

- for combination with HEWI cloakroom rails  $\varnothing$  33 mm
- stationary double hook, facing outwards
- made of high-quality polyamide

**MATERIAL | COLOUR**

**Polyamide**

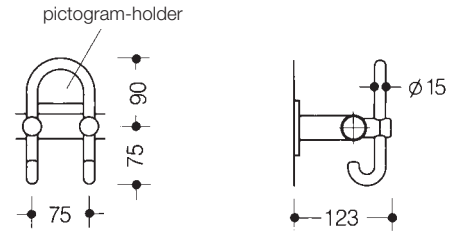
available in all HEWI colours, see inlay back page

Item Number

Dimensions in mm / Specification



...6HP

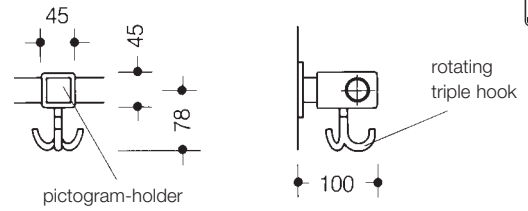


**HEWI Coat and hat hook**

- for combination with HEWI cloakroom rails  $\varnothing$  33 mm
- stationary double hook facing inwards, with pictogram-holder for HEWI pictograms 33.1771..
- made of high-quality polyamide



...P8

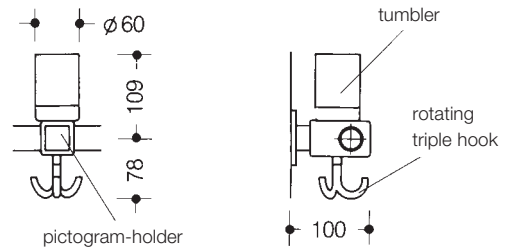


**HEWI Coat and hat hook**

- for combination with HEWI cloakroom rails  $\varnothing$  33 mm
- with rotating triple hook and pictogram-holder for HEWI pictograms 33.1770...
- made of high-quality polyamide



...PB8



**HEWI Coat and hat hook**

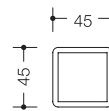
- for combination with HEWI cloakroom rails  $\varnothing$  33 mm
- with rotating triple hook, pictogram-holder for HEWI pictograms 33.1770... and tumbler
- suitable HEWI pictograms for tumbler: 33.1772...
- made of high-quality polyamide

41382

**HEWI Tumbler for picto-set**



713



**HEWI Pictogram-holder**

- with frame 36 x 36 mm for HEWI pictograms 33.1770...
- fixing with 2 countersunk wood screws  $\varnothing$  3,5 mm or double-sided tape
- made of high-quality polyamide
- supplied without fixing material

713.5

Packaging unit 5 pcs.

**ORDERING INFORMATION**

**CROSS-REFERENCES**

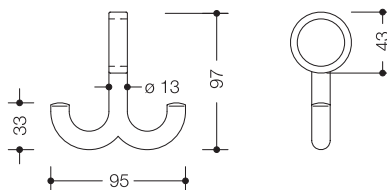
**Item Number**  
**Colour**

**Please note:**  
HEWI Pictograms must be ordered separately, as they are not included in the scope of delivery.

→ HEWI Cloakroom rails **page 287, 289**  
→ HEWI Pictogram sets **page 293**

Item Number

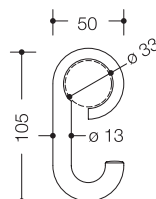
Dimensions in mm / Specification



33.1700

**HEWI Double coat hook**

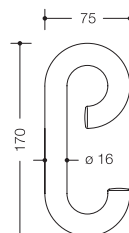
- movable, for use with HEWI cloakroom rails  $\varnothing$  33 mm
- recommended minimum distance 150 mm centre to centre
- made of high-quality polyamide



477.30.020

**HEWI Coat and hat hook**

- movable, for use with HEWI cloakroom rails  $\varnothing$  33 mm
- recommended minimum distance 75 mm centre to centre
- made of high-quality polyamide



40.1710

**HEWI Coat and hat hook**

- movable, for use with HEWI cloakroom rails  $\varnothing$  33 mm
- recommended minimum distance 75 mm centre to centre
- made of high-quality polyamide

**MATERIAL | COLOUR**

**ORDERING INFORMATION**

**CROSS-REFERENCES**

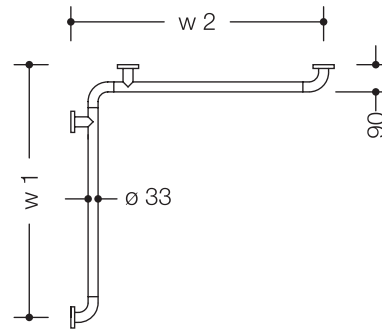
**Polyamide**  
available in all HEWI colours, see inlay back page

**Item Number**  
**Colour**

→ HEWI Cloakroom rails **from page 288**  
→ HEWI Pictogram sets **page 293**

Item Number

Dimensions in mm / Specification



**33.7300.PB8**

**HEWI Cloakroom rail**

- rail system  $\varnothing$  33 mm
- polyamide with corrosion resistant steel core
- pre-mounted with stainless steel roses  $\varnothing$  70 mm, for wall mounting
- supplied without mounting screws and plugs

Places	w1/w2 (mm)
2	400
3	550
4	700
5	850
6	1000
7	1150
8	1300
9	1450
10	1600
11	1750
12	1900
13	2050
14	2200
15	2350
16	2500
17	2650
18	2800
19	2950
20	3100
21	3250
22	3400
23	3550
24	3700
25	3850

Other lengths on request.

The cloakroom rails listed here cannot be exchanged.

**EXPLANATION**

Mounting clearance w1 or w2 (in mm) + 35 mm is equivalent to the required length of the cloakroom rail including roses (see drawing above). Depending on the centre distance delivery includes additional supports.

**ORDERING INFORMATION**

**Item Number**  
**Colour**  
**Mounting clearance w1 and w2 (mm)**

**Please note:**  
 HEWI Pictogram sets please order separately, not included in delivery.

**CROSS-REFERENCES**

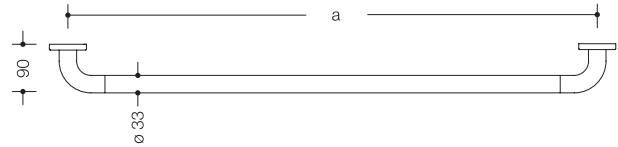
- ← HEWI Planning aid **page 279**
- ← HEWI Hook **pages 284-285**
- HEWI Pictogram sets **page 293**

Item Number

Dimensions in mm / Specification



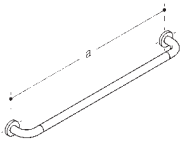
33.7010



**HEWI Cloakroom rail**

- rail system ø 33 mm
- polyamide with corrosion resistant steel core
- pre-mounted with stainless steel roses ø 70 mm, for wall mounting
- supplied without mounting screws and plugs

**Graduated dimensions for cloakroom rails without hooks/with movable hooks**



Item Number	33.7010
a (mm)	
300-599	
600-1099	
1100-1599	
1600-2099	
2100-2599	
2600-3099	
3100-3599	
3600-4099	

**Please note:**

HEWI movable hooks must be ordered separately, as they are not included in the scope of delivery.

**Graduated dimensions for cloakroom rails with fixed hooks without pictogram-holder**



33.7010.6V



33.7010.7V



Item Number	33.7010.6H	33.7010.7H
Hook distance	150 mm	
Places	a (mm)	
2	450	
3	600	
4	750	
5	900	
6	1050	
7	1200	
8	1350	
9	1500	
10	1650	
11	1800	
12	1950	
13	2100	
14	2250	
15	2400	
16	2550	
17	2700	
18	2850	
19	3000	
20	3150	
21	3300	
22	3450	
23	3600	
24	3750	
25	3900	

Other lengths on request.

**MATERIAL | COLOUR**

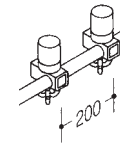
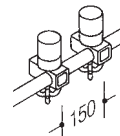
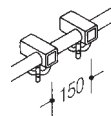
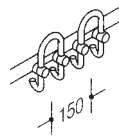
**EXPLANATION**

Mounting clearance a (in mm) + 70 mm is equivalent to the required length of the cloakroom rail including roses (see drawing above).

**Polyamide**

available in all HEWI colours, see inlay back page

Depending on the centre distance delivery includes additional supports.

**Graduated dimensions for cloakroom rails with fixed hooks and pictogram-holders**

Item Number	<b>33.7310.6HP</b>	<b>33.7310.P8</b>	<b>33.7310.PB8</b>	<b>33.7410.PB8</b>
Hook distance	150 mm	150 mm	150 mm	200 mm
Places	a (mm)	a (mm)	a (mm)	a (mm)
2	450	326	326	376
3	600	476	476	576
4	750	626	626	776
5	900	776	776	976
6	1050	926	926	1176
7	1200	1076	1076	1376
8	1350	1226	1226	1576
9	1500	1376	1376	1776
10	1650	1526	1526	1976
11	1800	1676	1676	2176
12	1950	1826	1826	2376
13	2100	1976	1976	2576
14	2250	2126	2126	2776
15	2400	2276	2276	2976
16	2550	2426	2426	3176
17	2700	2576	2576	3376
18	2850	2726	2726	3576
19	3000	2876	2876	3776
20	3150	3026	3026	3976
21	3300	3176	3176	4176
22	3450	3326	3326	4376
23	3600	3476	3476	4576
24	3750	3626	3626	4776
25	3900	3776	3776	4976

Other lengths on request.

**PLEASE NOTE:**

HEWI pictograms must be ordered separately, as they are not included in the scope of delivery.

The cloakroom rails listed here cannot be exchanged.

**ORDERING INFORMATION**

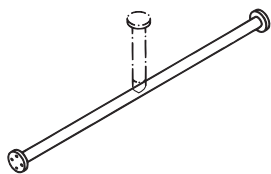
**Item Number**  
**Colour**  
**Mounting clearance a (mm)**

**CROSS-REFERENCES**

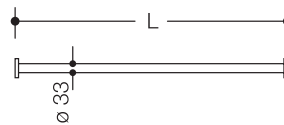
← HEWI Planning aid **page 279**  
← HEWI Hook **pages 284-285**  
→ HEWI Pictogram sets **page 293**

Item Number

Dimensions in mm / Specification

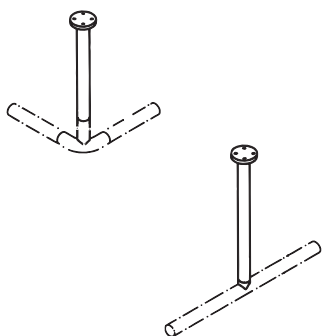


33.7030

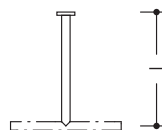


**HEWI Cloakroom rail**

- for use with hangers or movable hooks
- rail system ø 33 mm
- high-quality polyamide with corrosion resistant steel core
- length can be shortened to every dimension
- pre-mounted with stainless steel roses ø 70 mm, for wall mounting



33.7100...



**HEWI Ceiling support**

- rail system, ø 33 mm
- high-quality polyamide with corrosion resistant steel core
- length not adjustable
- prepared with stainless steel rose ø 70 mm for mounting on ceiling

33.7100A  
33.7100B

fitted on 90°-bend  
fitted on straight rail

Supplied only in combination with cloakroom rail.

**MATERIAL | COLOUR**

**Polyamide**

available in all HEWI colours, see inlay back page

**Caterpillar**

in fixed colour combination as shown.  
Other colour combinations on request.

**ORDERING INFORMATION**

**Item Number**

**Colour**

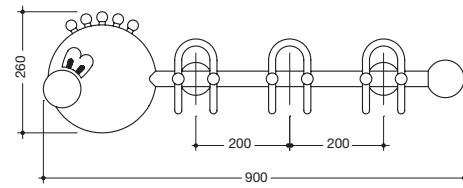
**Dimension of cloakroom rails L/L2,  
L1 (mm) and ceiling support L (mm)**

**PLEASE NOTE:**

Ceiling supports don't have to be ordered separately. The required quantity will be determined automatically.  
Supplied without screws and plugs.

Item Number


Dimensions in mm / Specification

**HEWI Cloakroom caterpillar small, without pictogram holder**

- rail system,  $\varnothing$  33 mm
- with corrosion resistant steel
- straight tube made of polyamide, in HEWI colour 74 (apple green)
- 3 double hooks (801.90.031) in fixed position, in HEWI colour 74 (apple green)
- caterpillar-head  $\varnothing$  230 mm, made of MDF with beech decor film
- nose  $\varnothing$  80 mm, made of polyamide in HEWI colour 98 (signal white)
- crown made of polyamide spheres  $\varnothing$  23 mm in HEWI colour 24 (orange)
- a sphere as end fitting made of polyamide, in HEWI colour 98 (signal white)
- length approx. 900 mm, height approx. 260 mm
- fixing with roses  $\varnothing$  70 mm

Colour differences in the decor films are possible.  
Other colour combinations on request.

Supplied without mounting screws and plugs.



**33.7336.6HR**  
**33.7336.6HL**

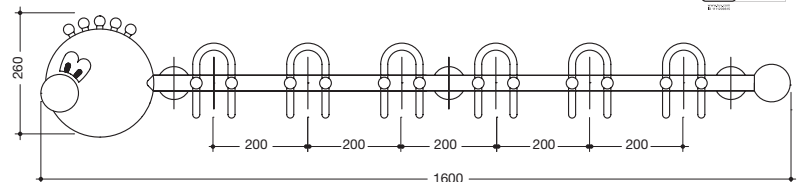
right-facing  
left-facing

**HEWI Cloakroom caterpillar small, with pictogram holder**

- do., with holder 60 x 41 mm for HEWI pictograms 33.1771....

**33.7336.6HPR**  
**33.7336.6HPL**

right-facing  
left-facing

**HEWI Cloakroom caterpillar, large, without pictogram holder**

- do., length approx. 1600 mm, height approx. 260 mm
- 6 fixed double hooks (801.90.030) in HEWI colour 74 (apple green)

**33.7332.6HR**  
**33.7332.6HL**

right-facing  
left-facing

**HEWI Cloakroom caterpillar, large, with pictogram holder**

- do., with holder 60 x 41 mm for HEWI pictograms 33.1771....

**33.7332.6HPR**  
**33.7332.6HPL**

right-facing  
left-facing

**CROSS-REFERENCES**

The cloakroom rails listed here cannot be exchanged.

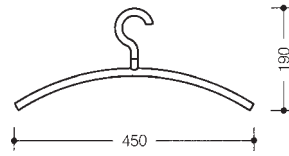
- ← HEWI Hooks, movable **page 286**
- HEWI Coat hanger **page 292**
- HEWI Pictogram sets **page 293**

Item Number

Dimensions in mm / Specification



570.1  
570.3



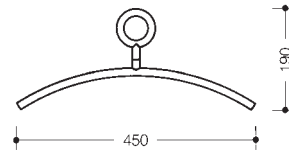
**HEWI Coat hanger**

- ø 15 mm, open hook, suitable for HEWI rails ø 33 mm
- made of high-quality polyamide

with fixed hook  
with rotating hook with locking points at 90° intervals



570.2  
570.4



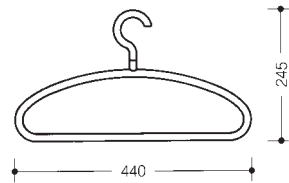
**HEWI Coat hanger**

- ø 15 mm, closed eye, suitable for HEWI rails ø 33 mm
- made of high-quality polyamide

with fixed eye  
with rotating eye with locking points at 90° intervals



571.3

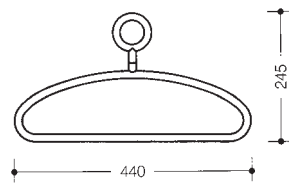


**HEWI Coat/trouser hanger**

- ø 15 mm, suitable for HEWI rails ø 33 mm
- with rotating hook with locking points at 90° intervals
- made of high-quality polyamide



571.4



**HEWI Coat/trouser hanger**

- ø 15 mm, suitable for HEWI rails ø 33 mm
- with rotating eye with locking points at 90° intervals
- made of high-quality polyamide

**MATERIAL | COLOUR**

**Polyamide**

available in all HEWI colours, see inlay back page

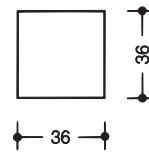
Item Number

Dimensions in mm / Specification



33.1770...

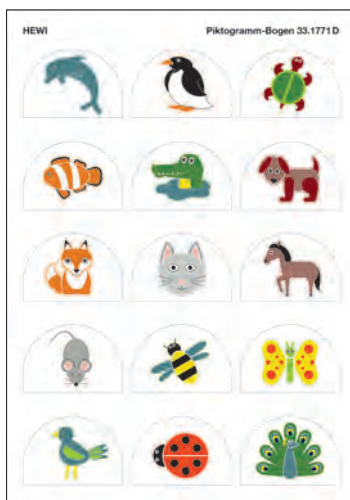
...A  
...B  
...D  
...E



**HEWI Pictogram-set**

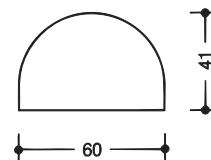
- multicoloured, for pictogram-hook ...P8, ...PB8 and picto-holder 713
- 36 x 36 mm, not self-adhesive
- 25 different pictograms per set

- set, nature
- set, vehicles | toys
- set, animals
- blank set, white without design, for individual lettering or decorating



33.1771...

...A  
...B  
...D  
...E



**HEWI Pictogram-set**

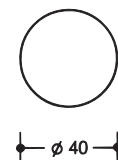
- multicoloured, for HEWI hook ...6HP and double hook 801.90.031
- 60 x 41 mm, self-adhesive
- 25 different pictograms per set

- set, nature
- set, vehicles | toys
- set, animals
- blank set, white without design, for individual lettering or decorating



33.1772...

...A  
...B  
...D  
...E



**HEWI Pictogram-set**

- multicoloured, e.g. for HEWI tumbler
- ø 40 mm, self-adhesive
- 25 different pictograms per set

- set, nature
- set, vehicles | toys
- set, animals
- blank set, white without design, for individual lettering or decorating

ORDERING INFORMATION

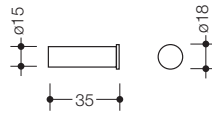
CROSS-REFERENCES

Item Number  
Colour

← HEWI Hook with pictogram-holder page 285

Item Number

Dimensions in mm / Specification



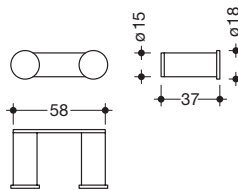
162.90.01040

**HEWI Single hook**

- cylindrical hook
- made of metal, high-quality chrome
- 35 mm long,  $\varnothing$  18 mm
- for wall-mounting with concealed fixing
- including non-corrosive HEWI fixing material

162.90.010XA

- do., made of high-quality stainless steel, satin surface



162.90.03040

**HEWI Double hook**

- double hook with two cylindrical hook parts
- made of metal, high-quality chrome
- 58 mm wide, 18 mm high, 37 mm deep
- for wall-mounting with concealed fixing
- including non-corrosive HEWI fixing material

162.90.030XA

- do., made of high-quality stainless steel, satin surface



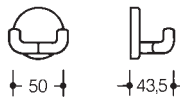
805.90.011

**HEWI Wall hook**

- concealed screw fitting to prevent unauthorised removal
- 45 mm deep, rose  $\varnothing$  50 mm
- made of high-quality stainless steel, satin surface
- supplied without fixing material

805.90.030

- do., 80 mm deep, rose  $\varnothing$  70 mm



805.90.025

**HEWI Double hook**

- concealed screw fitting to prevent unauthorised removal
- 43,5 mm deep, rose  $\varnothing$  50 mm
- made of high-quality stainless steel, satin surface
- supplied without fixing material

**MATERIAL | SURFACES**

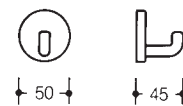
**Stainless steel**  
satin

**CROSS-REFERENCES**

← Further products System 162 **pages 83, 304**  
→ Further products Range 805 **from page 310**

Item Number

Dimensions in mm / Specification



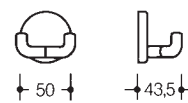
**800.90.03091**

**800.90.03099**

**HEWI Single hook**

- concealed screw fitting to prevent unauthorised removal
- 45 mm deep, rose ø 50 mm
- made of high-quality polyamide
- rose cap in HEWI colour 98 (signal white)
- hook in 16 HEWI colours
- rose cap in HEWI colour 99 (pure white)
- hook in 16 HEWI colours

Please advise colour when ordering. Fixing material not included.



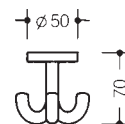
**800.90.04091**

**800.90.04099**

**HEWI Double hook**

- concealed screw fitting to prevent unauthorised removal
- 43,5 mm deep, rose ø 50 mm
- made of high-quality polyamide
- rose cap in HEWI colour 98 (signal white)
- hook in 16 HEWI colours
- rose cap in HEWI colour 99 (pure white)
- hook in 16 HEWI colours

Please advise colour when ordering. Fixing material not included.



**800.90.05091**

**800.90.05099**

**HEWI Triple hook**

- rotatable hook with fixing rose
- for screw-mounting from below with 4 mm countersunk screw
- for through-mounting from above with M4 threaded screws and square-head nuts
- 70 mm high, rose ø 50 mm
- made of high-quality polyamide
- rose cap in HEWI colour 98 (signal white)
- hook in 16 HEWI colours
- rose cap in HEWI colour 99 (pure white)
- hook in 16 HEWI colours

Please advise colour when ordering. Fixing material not included.


**MATERIAL | COLOUR**

**ORDERING INFORMATION**

**CROSS-REFERENCES**

**Polyamide**

**16 HEWI colours for System 800 K**



**Item Number**  
**Colour**

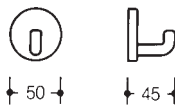
→ Further products System 800 K **from page 320**

Item Number

Dimensions in mm / Specification



477.90.010



**HEWI Single hook**

- concealed screw fitting to prevent unauthorised removal
- 45 mm deep, rose  $\varnothing$  50 mm, made of high-quality polyamide

⊕ 477.90D010

**HEWI active+ Single hook**

- do., in HEWI colour 98 (signal white), with active antimicrobial microsilver



477.90.025



**HEWI Double hook**

- concealed screw fitting to prevent unauthorised removal
- 43,5 mm deep, rose  $\varnothing$  50 mm, made of high-quality polyamide

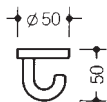
⊕ 477.90D025

**HEWI active+ Double hook**

- do., in HEWI colour 98 (signal white), with active antimicrobial microsilver



477.90.015

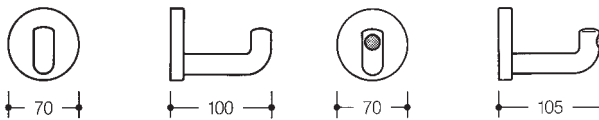


**HEWI Hook**

- can be installed under shelf
- concealed screw fitting to prevent unauthorised removal
- 50 mm high, rose  $\varnothing$  50 mm, made of high-quality polyamide



477.90.030



**HEWI Single hook**

- concealed screw fitting to prevent unauthorised removal
- 100 mm deep, rose  $\varnothing$  70 mm, made of high-quality polyamide

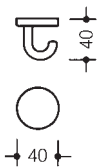


477.90.035

- do., 105 mm deep, with black door stops



477.90.040



**HEWI Hook**

- can be installed under shelf
- concealed screw fitting to prevent unauthorised removal
- 40 mm high, rose  $\varnothing$  40 mm, made of high-quality polyamide

MATERIAL | COLOUR

⊕ **HEWI active+** products are available in the HEWI colour 98 (signal white).

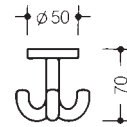
**Polyamide**  
available in all HEWI colours, see inlay back page

Item Number

Dimensions in mm / Specification



**477.90.050**



**HEWI Triple hook**

- rotatable hook, for screw-mounting from below with 4 mm countersunk, screw or for through-mounting from above with M4 threaded screws and square-head nuts
- rose  $\varnothing$  50 mm, 70 mm high, made of high-quality polyamide

+ **477.90D050**

**HEWI active+ Single hook**

- do., in HEWI colour 98 (signal white), with active antimicrobial microsilver



**HEWI Triple hook**

- rotatable hook, with counter plate for through-mounting from below, with three 4 mm countersunk wood screws
- rose  $\varnothing$  50 mm, made of high-quality polyamide

**477.90.051**

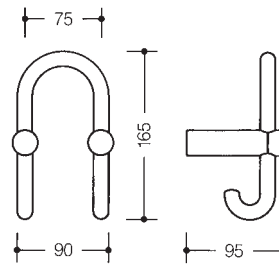
**477.90.052**

for panels up to 15 mm thickness

for panels more than 15 mm thickness



**801.90.030**

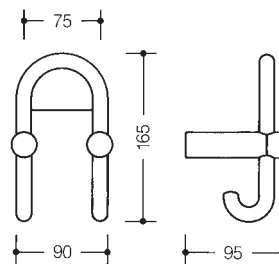


**HEWI Double coat hook**

- hooks face inwards towards wall
- centre to centre 75 mm, projection 95 mm
- made of high-quality polyamide



**801.90.031**



**HEWI Double coat hook with pictogram-holder**

- do., with pictogram-holder for HEWI pictogram 33.1771...

**ORDERING INFORMATION**

**CROSS-REFERENCES**

**Item Number**  
**Colour**

**Please note:**  
supplied without fixing material.

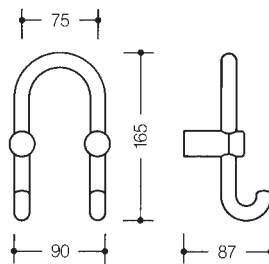
→ Further products Range 477 **from page 306**

Item Number

Dimensions in mm / Specification



801.90.040

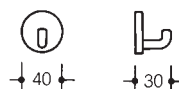


**HEWI Double coat hook**

- hooks face inwards towards wall
- centre to centre 75 mm, projection 87 mm
- made of high-quality polyamide



801.90.010



**HEWI Single hook**

- concealed screw fitting to prevent unauthorised removal
- 30 mm deep, rose  $\varnothing$  40 mm
- made of high-quality polyamide

⊕ 801.90D010

**HEWI active+ Single hook**

- do., in HEWI colour 98 (signal white), with active antimicrobial microsilver



801.90.020



**HEWI Double hook**

- concealed screw fitting to prevent unauthorised removal
- 31 mm deep, rose  $\varnothing$  40 mm
- made of high-quality polyamide

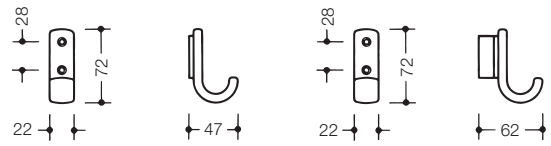
**MATERIAL | COLOUR**

⊕ **HEWI active+** products are available in the HEWI colour 98 (signal white).

**Polyamide**  
available in all HEWI colours, see inlay back page

Item Number

Dimensions in mm / Specification



**477.90.060**

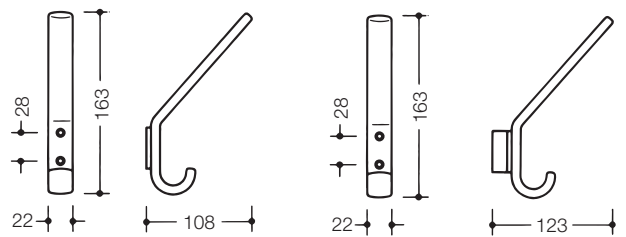
**HEWI Coat and hat hook**

- 72 mm high, 22 mm wide and 47 mm deep
- centre to centre 28 mm
- made of high-quality polyamide

**477.90.061**

**HEWI Coat and hat hook**

- do., with spacer, 62 mm deep



**477.90.070**

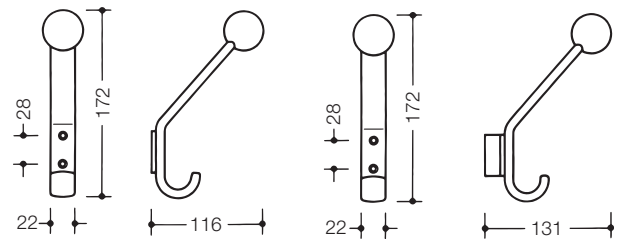
**HEWI Coat and hat hook**

- 163 mm high, 22 mm wide and 108 mm deep
- centre to centre 28 mm
- made of high-quality polyamide

**477.90.071**

**HEWI Coat and hat hook**

- do., with spacer, 123 mm deep



**477.90.080**

**HEWI Coat and hat hook**

- with ball top
- 172 mm high, 22 mm wide and 116 mm deep
- centre to centre 28 mm
- made of high-quality polyamide

**477.90.081**

**HEWI Coat and hat hook**

- do., with spacer, 131 mm deep

Cloakrooms

**ORDERING INFORMATION**

**Item Number**  
**Colour**

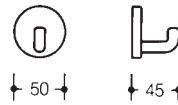
**Please note:**  
supplied without fixing material.

**CROSS-REFERENCES**

→ Further products Range 477 **from page 306**

Item Number

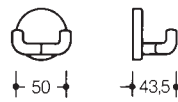
Dimensions in mm / Specification



950.90.01050

**HEWI Single hook**

- concealed screw fitting to prevent unauthorised removal
- 45 mm deep, rose  $\varnothing$  50 mm
- made of chrome-look coated polyamide



950.90.02550

**HEWI Double hook**

- concealed screw fitting to prevent unauthorised removal
- 43,5 mm deep, rose  $\varnothing$  50 mm
- made of chrome-look coated polyamide

**MATERIAL | COLOUR**

**Polyamide**  
chrome-look coated

**ORDERING INFORMATION**

**Item Number**

**Please note:**  
supplied without fixing material.

# Sanitary

## Chrome, Stainless Steel and Polyamide

### ACCESSOIRES

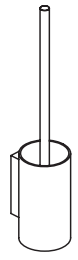
Overview	302 – 303
System 162	304 – 305
Range 477	306 – 309
Range 805 Classic	310 – 311
Range 805	312 – 315
System 100	316 – 317
System 800	318 – 319
System 800K	320 – 322
System 815	323 – 325

### PARTITION WALL LOCKING SYSTEMS

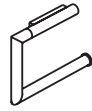
Overview	303
Partition wall locking systems	326 – 328
Fixing type	327



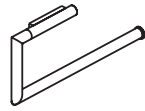
SYSTEM 162 STAINLESS STEEL, CHROME



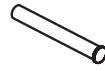
Toilet brush unit  
162.20.100...  
page 304



Toilet roll holder  
162.21.100...  
page 305



Toilet roll holder  
162.21.200...  
page 305

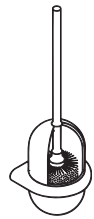


Spare roll holder  
162.21.300...  
page 305

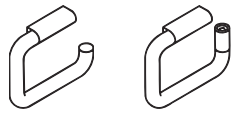


Single hook, double hook  
162.90.010...  
162.90.030...  
page 305

RANGE 477 POLYAMIDE




Toilet brush unit  
477.20.100...  
477.20D100 ⊕  
page 306



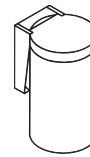
Toilet roll holder  
477.21.100  
477.21D100 ⊕  
477.21.150  
page 307



Spare roll holder  
477.21.200  
477.21D200 ⊕  
page 307

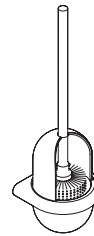


Hooks  
477.90.010  
477.90D010 ⊕  
477.90.030  
page 309

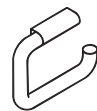


Waste bin  
477.05.100  
477.05D100 ⊕  
page 308

RANGE 805 CLASSIC STAINLESS STEEL



Toilet brush unit  
805.20.100  
page 310



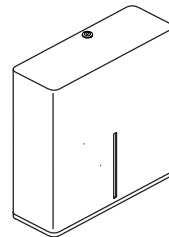
Toilet roll holder  
805.21.100  
page 311



Toilet roll holder  
805.21.200  
page 311

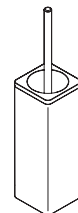


Hooks  
805.90.011  
805.90.030  
page 311

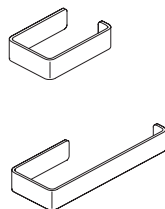


Large toilet roll holder  
805.21.600  
page 314

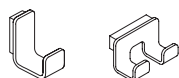
RANGE 805 STAINLESS STEEL



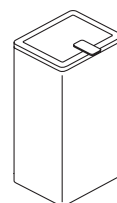
Toilet brush unit  
805.20.200  
page 312



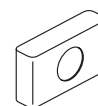
Toilet roll holder  
805.21.500  
805.21.550  
pages 312, 313



Hooks  
805.90.1...  
805.90.120  
page 313

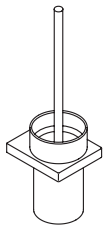


Hygiene waste bin,  
Hygiene combination  
805.05.200  
805.05.210  
page 315

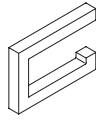


Hygiene bag dispenser  
805.06.700page 314

**SYSTEM 100, CHROME**



**Toilet brush unit**  
100.20.100...  
page 316



**Toilet roll holder**  
100.21.100...  
page 316



**Spare roll holder**  
100.21.200...  
page 317

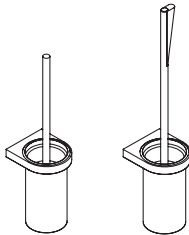


**Single hook**  
100.90.010...  
100.90.020...  
page 317



**Double hook**  
100.90.030...  
page 317


**SYSTEM 800 CHROME | SYSTEM 800 K POLYAMIDE**



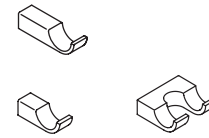
**Toilet brush unit**  
800.20.200...  
pages 318, 320



**Toilet roll holder**  
800.21.1...  
pages 318-320

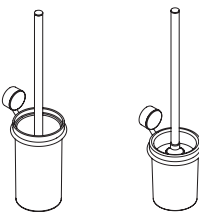


**Hooks**  
800.90.030...  
800.90.040...  
800.90.090...  
page 322



**Hooks**  
800.90.010...  
800.90.020...  
800.90.06040  
pages 319, 321

**SYSTEM 815 CHROM, BICOLOR**



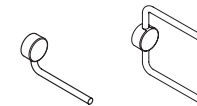
**Toilet brush unit**  
815.20.100...  
page 323



**Toilet roll holder**  
815.21.100...  
page 324



**Toilet roll holder with cover**  
815.21.200...  
page 324



**Spare roll holder**  
815.21.300...  
815.21.310...  
pages 324, 325



**Hooks**  
815.90.010...  
815.90.020...  
page 325

**PARTITION WALL LOCKING SYSTEMS POLYAMIDE**



**Locking system**  
850.300  
850.301  
page 326



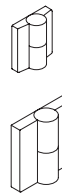
**Locking system**  
850.350  
page 326



**Pull handle**  
550KRKIGA  
page 327



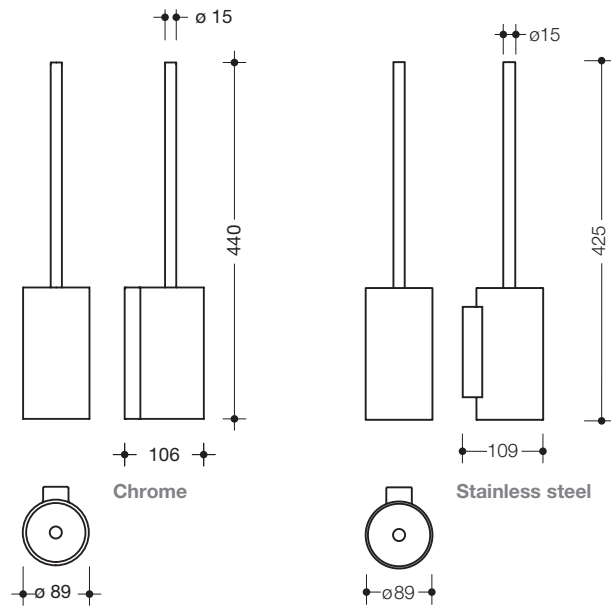
**Pull handle**  
550.23T.41  
page 327



**Spigot hinges**  
B9505...  
page 328

Item Number

Abmessungen in mm / Specification



162.20.10040

**HEWI Toilet brush unit**

- easily replaceable brush head by bayonet fixing
- inner container is removable for cleaning
- made of metal, high-quality chrome-plated
- ø 89 mm, 440 mm high, 106 mm deep
- for wall-mounting with concealed fixing
- including non-corrosive HEWI fixing material

162.20.100XA

- do., ø 89 mm, 425 mm high, 109 mm deep
- made of high-quality stainless steel, satin surface



100.20.01040

**HEWI Toilet brush**

- brush handle with replaceable brush head
- brush handle chrome-plated
- easily replaceable brush head by bayonet fixing
- 420 mm long, ø 76 mm

805.20.020

- do., brush handle made of high-quality stainless steel, satin surface

**MATERIAL | SURFACES**

**Stainless steel**  
satin

**Metal**  
high-quality chrome-plated


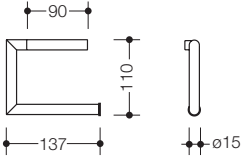

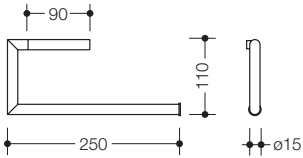



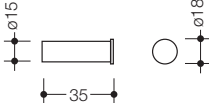

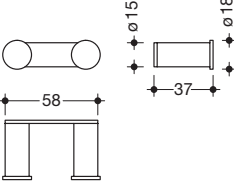
**SPARE PARTS**



921050  
921051  
921052

**HEWI Brush head**

- for easy replacement on toilet brush via bayonet fixing
- with anthracite grey bristles, ø 76 mm
- packaging unit 1 piece
- packaging unit 5 pieces
- packaging unit 25 pieces

Item Number	Abmessungen in mm / Specification
	
<b>162.21.10040</b>	<p><b>HEWI Toilet roll holder</b></p> <ul style="list-style-type: none"> <li>· right-angled U-shaped holder, hinged</li> <li>· for wall mounting, concealed fixing, 137 mm wide, 110 mm high, ø 15 mm, made of metal, high-quality chrome-plated</li> <li>· including non-corrosive HEWI fixing material</li> </ul>
<b>162.21.100XA</b>	<ul style="list-style-type: none"> <li>· do., made of high-quality stainless steel, satin surface</li> </ul>
	
<b>162.21.20040</b>	<p><b>HEWI Toilet roll holder, double</b></p> <ul style="list-style-type: none"> <li>· do., 250 mm wide, made of metal, high-quality chrome-plated</li> </ul>
<b>162.21.200XA</b>	<ul style="list-style-type: none"> <li>· do., made of high-quality stainless steel, satin surface</li> </ul>
	
<b>162.21.30040</b>	<p><b>HEWI Spare roll holder</b></p> <ul style="list-style-type: none"> <li>· cylindrical holder, for wall mounting, concealed fixing</li> <li>· 122 mm long, ø 15 mm, made of metal, high-quality chrome-plated</li> <li>· including non-corrosive HEWI fixing material</li> </ul>
<b>162.21.300XA</b>	<ul style="list-style-type: none"> <li>· do., made of high-quality stainless steel, satin surface</li> </ul>
	
<b>162.90.01040</b>	<p><b>HEWI Single hook</b></p> <ul style="list-style-type: none"> <li>· cylindrical hook, for wall mounting, concealed fixing</li> <li>· 35 mm long, ø 18 mm, made of metal, high-quality chrome-plated</li> <li>· including non-corrosive HEWI fixing material</li> </ul>
<b>162.90.010XA</b>	<ul style="list-style-type: none"> <li>· do., made of high-quality stainless steel, satin surface</li> </ul>
	
<b>162.90.03040</b>	<p><b>HEWI Double hook</b></p> <ul style="list-style-type: none"> <li>· double hook with two cylindrical hook parts, made of metal high-quality chrome-plated, 58 mm wide, 18 mm high, 37 mm deep</li> <li>· for wall-mounting with concealed fixing</li> <li>· including non-corrosive HEWI fixing material</li> </ul>
<b>162.90.030XA</b>	<ul style="list-style-type: none"> <li>· do., made of high-quality stainless steel, satin surface</li> </ul>

**ORDERING INFORMATION**

**CROSS-REFERENCES**

Item Number

← Further products System 162 **page 83**

Item Number

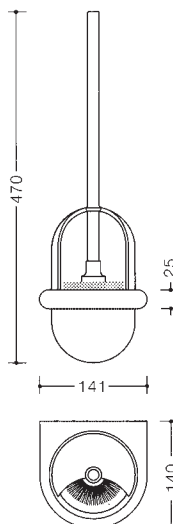
Abmessungen in mm / Specification



477.20.100

⊕ 477.20D100

477.20.10005



**HEWI Toilet brush unit**

- brush handle with easily replaceable brush head by bayonet fixing
- brush head made of black polyamide,  $\varnothing$  81 mm
- brush container with round bottom and spherical semi-open top in ringshaped holder, upper part free rotating
- container is removable, can be fitted to prevent unauthorised removal
- concealed screw fitting to prevent unauthorised removal
- 141 mm wide, 470 mm high, 140 mm deep
- made of high-quality polyamide

**HEWI active+ Toilet brush unit**

- do., in HEWI colour 98 (signal white), with active antimicrobial microsilver

**HEWI Toilet brush unit**

- do., brush container made of opaque white transparent synthetic material



477.20.010

⊕ 477.20D010



**HEWI Toilet brush**


- brush handle with easily replaceable brush head by bayonet fixing
- brush head made of black polyamide with black bristles
- 460 mm long, brush head  $\varnothing$  81 mm
- brush handle made of high-quality polyamide

**HEWI active+ Toilet brush**

- do., in HEWI colour 98 (signal white), with active antimicrobial microsilver

**MATERIAL | COLOUR**

Polyamide  
16 HEWI colours



**SPARE PARTS**



921037  
921044  
921038

**HEWI Brush head**

for 477.20.100, 477.20.10005 and 477.20.010

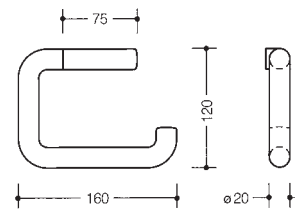
- for easy replacement on toilet brush via bayonet fixing
- with black bristles,  $\varnothing$  81 mm
- packaging unit 1 piece
- packaging unit 5 pieces
- packaging unit 25 pieces

Item Number

Abmessungen in mm / Specification



**477.21.100**



**HEWI Toilet roll holder**

- concealed screw fitting to prevent unauthorised removal
- 160 mm wide, 120 mm high, ø 20 mm
- made of high-quality polyamide

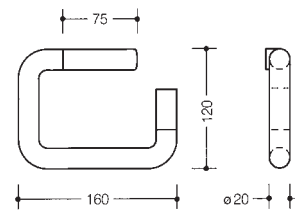
⊕ **477.21D100**

**HEWI active\* Toilet roll holder**

- do., in HEWI colour 98 (signal white), with active antimicrobial microsilver



**477.21.150**

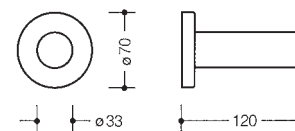


**HEWI Toilet roll holder**

- retaining element to prevent unauthorised removal of toilet roll
- concealed screw fitting to prevent unauthorised removal
- incl. HEWI key for unlocking the anti-theft feature
- 160 mm wide, 120 mm high, ø 20 mm
- made of high-quality polyamide



**477.21.200**



**HEWI Spare roll holder**

- cylindrical toilet roll holder with rose fixing
- concealed screw fitting to prevent unauthorised removal
- 120 mm long, ø 33 mm, rose ø 70 mm
- made of high-quality polyamide

⊕ **477.21D200**

**HEWI active\* Toilet roll holder**

- do., in HEWI colour 98 (signal white), with active antimicrobial microsilver

**SUPPLEMENTARY PRODUCTS**

**SUPPLEMENTARY PRODUCTS**

**ORDERING INFORMATION**



**42527  
HEWI Key**

- for closing in colour 33 (ruby red)

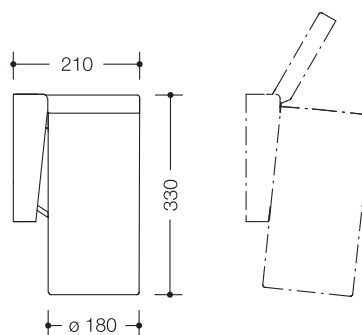
**18565  
HEWI Retaining element**

- for toilet roll holder 477.21.150

**Item Number  
Colour**



477.05.100



**HEWI Waste bin**

- cylindrical container with hinged lid
- removable waste container, capacity approx. 6 litres
- lid opens by applying slight pressure to container with the knee or hand
- with self-adhesive label with instructions for knee operation
- integrated compartment for standard hygienic bags\*
- only suitable for wall mounting
- 330 mm high and 210 mm deep,  $\varnothing$  180 mm
- made of high-quality polyamide


⊕ 477.05D100

**HEWI active\* Waste bin**

- do., in HEWI colour 98 (signal white), with active antimicrobial microsilver

MATERIAL | COLOUR

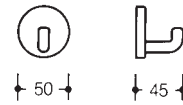
**Polyamide**  
16 HEWI colours



\*Hygienic bags from:  
Ebner AG, Postfach 826  
CH-9500 Wil/Switzerland,  
Phone: +41 719122727  
Item Number 126W-11  
Dimension: 10 x 7 x 19 cm

Item Number

Abmessungen in mm / Specification



**477.90.010**

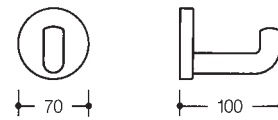
**HEWI Single hook**

- concealed screw fitting to prevent unauthorised removal
- 45 mm deep, rose  $\varnothing$  50 mm, made of high-quality polyamide

**477.90D010**

**HEWI active\* Single hook**

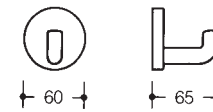
- do., in HEWI colour 98 (signal white), with active antimicrobial microsilver



**477.90.030**

**HEWI Single hook**

- concealed screw fitting to prevent unauthorised removal
- 100 mm deep, rose  $\varnothing$  70 mm
- made of high-quality polyamide, supplied without fixing material



**477.90.045**

**HEWI Wall hook**

- right-angled cylindrical hook with rose fixing, concealed fitting to prevent unauthorised removal of holder
- 65 mm deep, rose  $\varnothing$  60 mm
- made of high-quality polyamide, supplied without fixing material

**ORDERING INFORMATION**

**CROSS-REFERENCES**

**Item Number**  
**Colour**

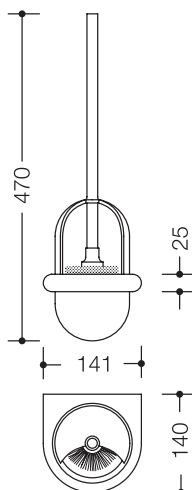
← Further hooks Range 477 **pages 296-299**

Item Number

Abmessungen in mm / Specification



805.20.100



**HEWI Toilet brush unit**

- brush handle with replaceable head, made of black polyamide
- brush container with round bottom and spherical semi-open top in ring-shaped holder
- brush, hanging, upper part free rotating, container is removable
- easily replaceable brush head by bayonet fixing
- concealed screw fitting to prevent unauthorised removal
- 141 mm wide, 470 mm high and 140 mm deep
- brush container made of high-quality polyamide in HEWI colours 90 (jet black), 92 (anthracite grey), 98 (signal white) or 99 (pure white)
- holder and brush handle made of high-quality stainless steel with satin surface finish



805.20.010



**HEWI Toilet brush for toilet brush unit 805.20.100**

- brush handle with replaceable head, made of black polyamide
- easily replaceable brush head by bayonet fixing
- brush handle made of high-quality stainless steel, satin surface
- 460 mm long, ø 81 mm

**MATERIAL | SURFACES | COLOUR**

**Stainless steel**  
satin

**Polyamide** (functional elements)



**SPARE PARTS**



921037  
921044  
921038

**HEWI Brush head for 805.20.010 and 805.20.100**

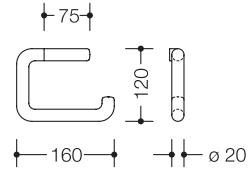
- for easy replacement on toilet brush via bayonet fixing
- with black bristles, ø 81 mm
- packaging unit 1 piece
- packaging unit 5 pieces
- packaging unit 25 pieces

Item Number

Abmessungen in mm / Specification



805.21.100

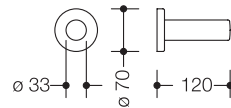


**HEWI Toilet roll holder**

- right-angled U-shaped holder
- concealed screw fitting to prevent unauthorised removal
- 160 mm wide, 120 mm high, bar  $\varnothing$  20 mm
- made of high-quality stainless steel, satin surface



805.21.200



**HEWI Spare roll holder**

- cylindrical toilet roll holder with rose fixing
- concealed screw fitting to prevent unauthorised removal
- 120 mm long,  $\varnothing$  33 mm, rose  $\varnothing$  70 mm
- made of high-quality stainless steel, satin surface



805.90.011

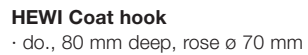


**HEWI Coat hook**

- concealed screw fitting to prevent unauthorised removal
- 45 mm deep, rose  $\varnothing$  50 mm
- made of high-quality stainless steel, satin surface
- supplied without fixing material



805.90.030

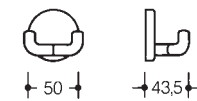


**HEWI Coat hook**

- do., 80 mm deep, rose  $\varnothing$  70 mm



805.90.025



**HEWI Double hook**

- concealed screw fitting to prevent unauthorised removal
- 43,5 mm deep, rose  $\varnothing$  50 mm
- made of high-quality stainless steel, satin surface
- supplied without fixing material

**ORDERING INFORMATION**

**Item Number**

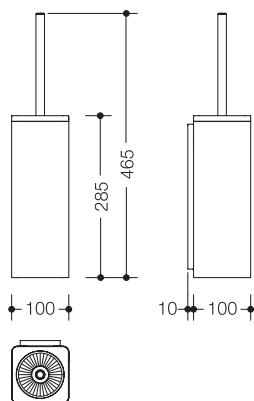
**Colour** (functional elements)

Item Number

Abmessungen in mm / Specification



805.20.200



**HEWI Toilet brush unit**

- cubic body made of high-quality stainless steel with recessed wall mount, satin surface
- insert conical shaped and removable for cleaning
- with inner reservoir for disinfectant
- brush handle made of stainless steel, bayonet fixing makes brush head easy to replace
- 100 mm wide, brush container 285 mm high and 110 mm deep
- for mounting on wall
- insert made of high-quality polyamide in HEWI colours 90 (jet black), 92 (anthracite grey), 98 (signal white) or 99 (pure white)

Please advise colour when ordering.



805.20.020

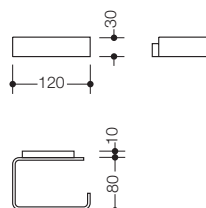


**HEWI Toilet brush for toilet brush unit 805.20.200**

- brush handle with replaceable brush head
- easily replaceable brush head by bayonet fixing
- brush handle made of high-quality stainless steel, satin surface
- 420 mm long, ø 76 mm



805.21.500



**HEWI Toilet roll holder**

- right-angled U-shaped holder with recessed wall base panel
- fixed wall-mounting, 120 mm wide, 90 mm deep
- made of high-quality stainless steel strip, 4 mm thick, satin surface

**MATERIAL | SURFACES | COLOUR**

**Stainless steel**  
satin

**Polyamide** (functional elements)



**SPARE PARTS**



921050  
921051  
921052

**HEWI Brush head**

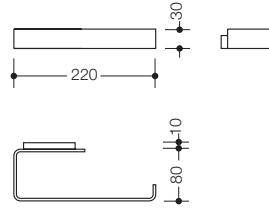
- for easy replacement on toilet brush via bayonet fixing
- with anthracite grey bristles, ø 76 mm
- packaging unit 1 piece
- packaging unit 5 pieces
- packaging unit 25 pieces

Item Number

Abmessungen in mm / Specification



**805.21.550**

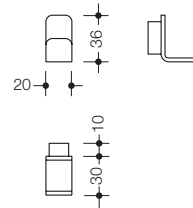


**HEWI Toilet roll holder, double**

- right-angled U-shaped holder with recessed wall base panel
- fixed wall-mounting
- 220 mm wide and 90 mm deep
- made of high-quality stainless steel strip, 4 mm thick, satin surface



**805.90.100**

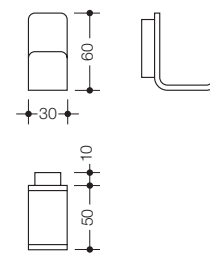


**HEWI Single hook**

- right-angled bent hook with cubical radii and recessed wall base panel
- 20 mm wide, 36 mm high and 40 mm deep
- made of high-quality stainless steel strip, 3 mm thick, satin surface
- including non-corrosive HEWI fixing material



**805.90.110**

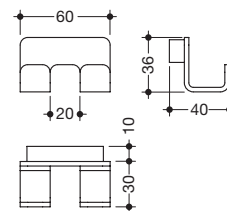


**HEWI Single hook**

- right-angled bent hook with cubical radii and recessed wall base panel
- 30 mm wide, 60 mm high and 60 mm deep,
- made of high-quality stainless steel strip, 4 mm thick, satin surface
- including non-corrosive HEWI fixing material



**805.90.120**



**HEWI Double hook**

- right-angled bent hook with cubic radii and recessed wall-mounted base
- 60 mm wide, 36 mm high and 40 mm deep
- made of high-quality stainless steel strip, 3 mm thick, satin surface
- including non-corrosive HEWI fixing material

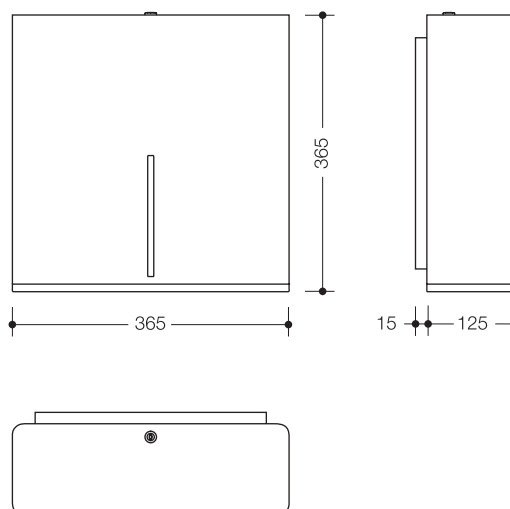
**ORDERING INFORMATION**

**Item Number**

**Colour** (functional elements)

Item Number

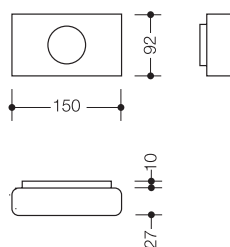
Abmessungen in mm / Specification



805.21.600

**HEWI Large toilet roll holder**

- for holding a proprietary large toilet roll with 250 – 320 mm diameter
- integrated roll brake
- level indicator
- with locking system to protect against misuse
- for mounting on wall
- 365 mm wide, 365 mm high and 140 mm deep
- made of high-quality stainless steel, satin surface
- opening and outline edge made of high-quality polyamide in HEWI colours 90 (jet black), 92 (anthracite grey), 98 (signal white) or 99 (pure white)



805.06.700

**HEWI Hygiene bag dispenser**

- used to hold and remove proprietary hygiene bags made of plastic
- for mounting on wall
- 150 mm wide, 92 mm high and 37 mm deep
- made of high-quality stainless steel, satin surface

**MATERIAL | SURFACES | COLOUR**

**Stainless steel**

satin

**Polyamide** (functional elements)

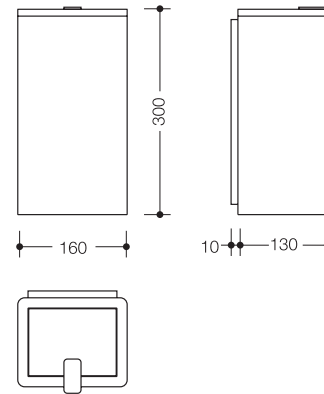


Item Number

Abmessungen in mm / Specification



**805.05.200**

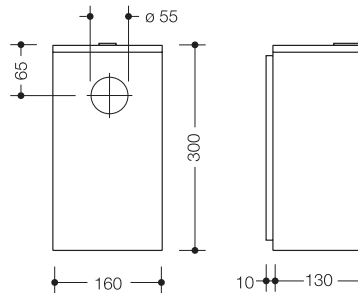


**HEWI Hygiene waste bin**

- capacity approx. 6 l
- invisible, integrated bag holder
- lid with lifting flap
- 160 mm wide, 300 mm high and 140 mm deep
- for mounting on wall
- bin and lid made of high-quality stainless steel with satin surface
- opening made of high-quality polyamide in HEWI colours 90 (jet black), 92 (anthracite grey), 98 (signal white) or 99 (pure white)



**805.05.210**



**HEWI Hygiene combination**

- capacity approx. 6 l
- invisible, integrated bag holder
- with integrated opening for a pack of hygiene bags
- lid with lifting flap
- 160 mm wide, 300 mm high and 140 mm deep
- for mounting on wall
- bin and lid made of high-quality stainless steel with satin surface
- opening made of high-quality polyamide in HEWI colours 90 (jet black), 92 (anthracite grey), 98 (signal white) or 99 (pure white)

**ORDERING INFORMATION**

**Item Number**

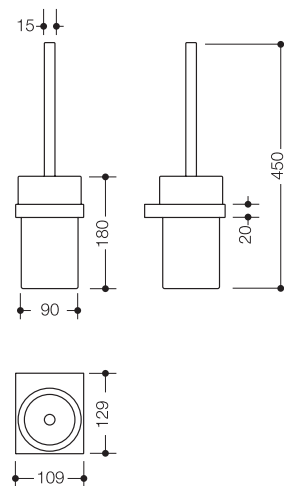
**Colour** (functional elements)

Item Number

Abmessungen in mm / Specification



100.20.10045



**HEWI Toilet brush unit**

- consisting of toilet brush, glass brush container and holder
- with protective ring made of flexible polyethylene for a secure, defined position and to protect against damage to the glass brush holder
- easily replaceable brush head by bayonet fixing
- for wall-mounting with concealed fixing
- 109 mm wide, 450 mm high and 129 mm deep
- holder and brush handle made of metal, high-quality chrome-plated
- round glass brush container made of satin-finished crystal glass
- including non-corrosive HEWI fixing material

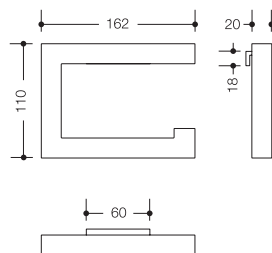
100.20.01040

**HEWI Toilet brush**

- brush handle made of metal, high-quality chrome-plated
- brush head made of black polyamide, with anthracite grey bristles
- easily replaceable brush head by bayonet fixing
- 420 mm long, ø 76 mm



100.21.10040



**HEWI Toilet roll holder**

- U-shaped, open-ended on the right, holder made of a square profile
- hinged, for wall-mounting with concealed fixing
- 162 mm wide and 110 mm high, □ 20 mm
- made of metal, high-quality chrome-plated, including non-corrosive HEWI fixing material

**MATERIAL | SURFACES**

**Metal**  
high-quality chrome-plated

**SPARE PARTS**



921050  
921051  
921052

**HEWI Brush head**


- for easy replacement on toilet brush via bayonet fixing
- with with anthracite grey bristles, ø 76 mm
- packaging unit 1 piece
- packaging unit 5 pieces
- packaging unit 25 pieces

Item Number

Abmessungen in mm / Specification



**100.21.20040**

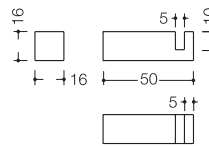


**HEWI Spare roll holder**

- for wall-mounting with concealed fixing
- 122 mm deep, □ 20 mm
- made of metal, high-quality chrome-plated
- including non-corrosive HEWI fixing material



**100.90.01040**

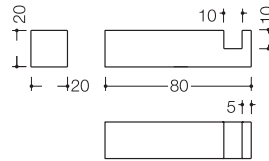


**HEWI Hooks**

- for wall-mounting with concealed fixing
- 50 mm deep, □ 16 mm
- made of metal, high-quality chrome-plated
- including non-corrosive HEWI fixing material



**100.90.02040**

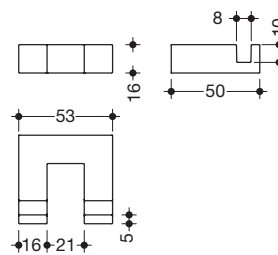


**HEWI Hooks**

- for wall-mounting with concealed fixing
- 80 mm deep, □ 20 mm
- made of metal, high-quality chrome-plated
- including non-corrosive HEWI fixing material.



**100.90.03040**



**HEWI Double hook**

- for wall-mounting with concealed fixing
- 50 mm deep, 53 mm wide
- made of metal, high-quality chrome-plated
- including non-corrosive HEWI fixing material

**ORDERING INFORMATION**

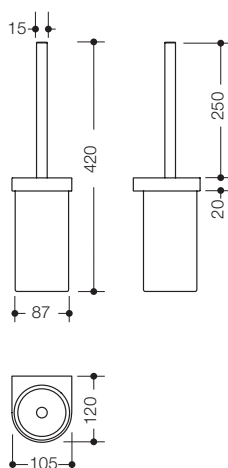
**CROSS-REFERENCES**

Item Number

← Further products System 100 **page 39**

Item Number

Abmessungen in mm / Specification



800.20.10041

**HEWI Toilet brush unit**

- with protective ring made of flexible polyethelene for a secure, defined position and against damage to the brush container
- easily replaceable brush head by bayonet fixing
- for wall-mounting with concealed fixing
- 105 mm wide, 420 mm high and 120 mm deep
- holder made of metal, high-quality chrome-plated
- cylindrical brush container made of high-quality polyamide in HEWI colour 98 (signal white)
- toilet brush with chrome handle and replaceable brush head made of black polyamide, anthracite grey bristles
- including non-corrosive HEWI fixing material

800.20.10045

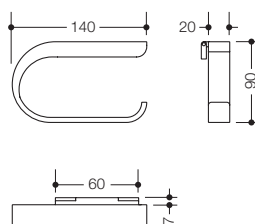
**HEWI Toilet brush unit**

- do., glass brush container made of satin-finished crystal glass

100.20.01040

**HEWI Toilet brush**

- toilet brush with replaceable brush head,  $\varnothing$  76 mm
- brush head made of black polyamide, anthracite grey bristles
- easily replaceable brush head by bayonet fixing
- brush handle made of metal



800.21.11040

**HEWI Toilet roll holder, hinged**

- U-shaped toilet roll holder open on the right
- hinged, for wall-mounting with concealed fixing
- 140 mm wide, 90 mm high and 27 mm deep
- made of metal, high-quality chrome-plated
- including non-corrosive HEWI fixing material

**SPARE PARTS**



**HEWI Brush head**

- for easy replacement on toilet brush via bayonet fixing
- with anthracite grey bristles,  $\varnothing$  76 mm

921050

- packaging unit 1 piece

921051

- packaging unit 5 pieces

921052

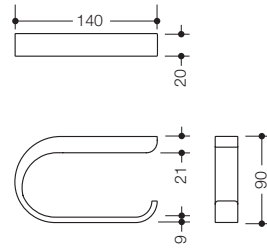
- packaging unit 25 pieces

Item Number

Abmessungen in mm / Specification



**800.21.10040**

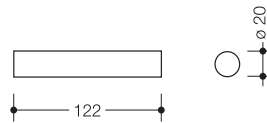


**HEWI Toilet roll holder**

- rigid model, for wall-mounting with concealed fixing
- 140 mm wide, 20 mm high and 90 mm deep
- made of metal, high-quality chrome-plated
- including non-corrosive HEWI fixing material



**800.21.30040**

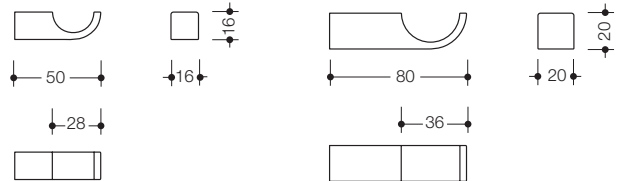


**HEWI Spare roll holder**

- for wall-mounting with concealed fixing
- $\varnothing$  20 mm, 122 mm deep
- made of metal, high-quality chrome-plated
- including non-corrosive HEWI fixing material



**800.90.01040**



**HEWI Hooks**

- for wall-mounting with concealed fixing
- 50 mm deep, made of metal, high-quality chrome-plated
- including non-corrosive HEWI fixing material

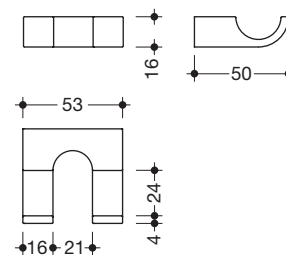


**800.90.02040**

- do., 80 mm deep



**800.90.06040**



**HEWI Double hook**

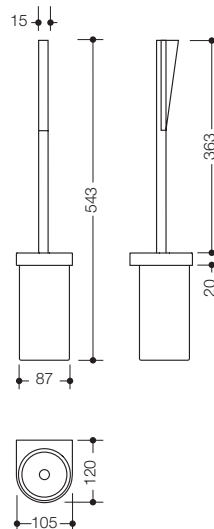
- for wall-mounting with concealed fixing
- 50 mm deep, 53 mm wide, made of metal, high-quality chrome-plated
- including non-corrosive HEWI fixing material

**ORDERING INFORMATION**

Item Number

Item Number

Abmessungen in mm / Specification



**HEWI Toilet brush unit (accessibility)**

- long handle and ergonomic grip for easy use
- easily replaceable brush head by bayonet fixing
- for wall-mounting with concealed fixing
- 105 mm wide, 543 mm high, 120 mm deep
- holder, cylindrical brush container and brush handle made of high-quality polyamide
- brush head made of black polyamide, anthracite grey bristles
- including non-corrosive HEWI fixing material

800.20.20091

- holder and brush handle in HEWI colour 98 (signal white)
- brush container and grip in selected HEWI colours

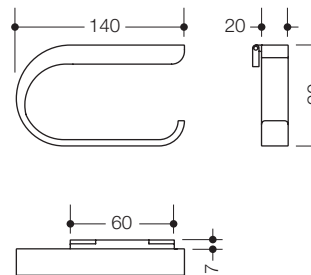
800.20.20099

- holder and brush handle in HEWI colour 99 (pure white)
- brush container and grip in selected HEWI colours

800.20.20090

- toilet brush unit in HEWI colours 98 (signal white) or 99 (pure white)
- grip black

Please advise colour when ordering.



800.21.11090

**HEWI Toilet roll holder, hinged**

- for wall-mounting with concealed fixing
- 140 mm wide, 90 mm high and 27 mm deep
- made of high-quality polyamide in HEWI colours 98 (signal white) or 99 (pure white), please indicate when ordering
- including non-corrosive HEWI fixing material

SPARE PARTS | ADDITIONAL PRODUCTS

800.20.01091

**HEWI Toilet brush**



**HEWI Brush head**

- 921050 (1 pc.)
- 921051 (5 pcs.)
- 921052 (25 pcs.)



800.20.01099

800.20.01090

- brush head made of black polyamide,  $\varnothing$  76 mm, anthracite grey bristles
- brush head easily replaceable by bayonet fixing
- 540 mm long, grip 140 mm long, available in 16 HEWI colours
- brush handle made of polyamide in HEWI colour 98 (signal white)
- do., brush handle in HEWI colour 99 (pure white)
- do., brush handle in HEWI colours 98 (signal white) or 99 (pure white), grip black

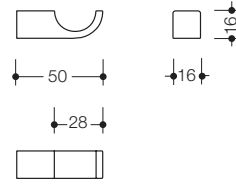
Please advise colour when ordering.

Item Number

Abmessungen in mm / Specification



**800.90.01090**



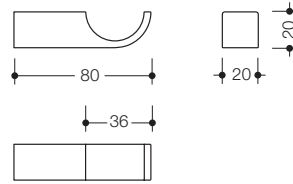
**HEWI Hooks**

- for wall-mounting with concealed fixing, 50 mm deep
- made of high-quality polyamide in 16 HEWI colours
- including non-corrosive HEWI fixing material

Please advise colour when ordering.



**800.90.02090**




**HEWI Hooks**

- for wall-mounting with concealed fixing, 80 mm deep
- made of high-quality polyamide in 16 HEWI colours
- including non-corrosive HEWI fixing material

Please advise colour when ordering.

**MATERIAL | COLOUR**

**Polyamide**  
**16 HEWI colours**



**ORDERING INFORMATION**

**Item Number**  
**Colour**

Item Number

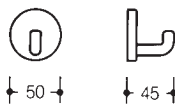
Abmessungen in mm / Specification



800.90.03090

800.90.03091

800.90.03099



**HEWI Single hook**

- concealed screw fitting to prevent unauthorised removal
- 45 mm deep, rose  $\varnothing$  50 mm
- made of high-quality polyamide

- in HEWI colours 98 (signal white) or 99 (pure white)

- rose cap in HEWI colour 98 (signal white)
- hook in 16 HEWI colours

- rose cap in HEWI colour 99 (pure white)
- hook in 16 HEWI colours

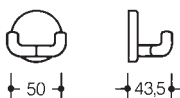
Please advise colour when ordering. Fixing material not included.



800.90.04090

800.90.04091

800.90.04099



**HEWI Double hook**

- concealed screw fitting to prevent unauthorised removal
- 43,5 mm deep, rose  $\varnothing$  50 mm
- made of high-quality polyamide

- in HEWI colours 98 (signal white) or 99 (pure white)

- rose cap in HEWI colour 98 (signal white)
- hook in 16 HEWI colours

- rose cap in HEWI colour 99 (pure white)
- hook in 16 HEWI colours

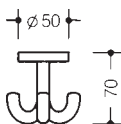
Please advise colour when ordering. Fixing material not included.



800.90.05090

800.90.05091

800.90.05099



**HEWI Triple hook**

- rotatable hook for screwing on from underneath
- for screw-mounting from below with 4 mm countersunk screw
- for through-mounting from above with M4 threaded screws and square-head nuts
- 70 mm high, rose  $\varnothing$  50 mm
- made of high-quality polyamide

- in HEWI colours 98 (signal white) or 99 (pure white)

- rose cap in HEWI colour 98 (signal white)
- hook in 16 HEWI colours


- rose cap in HEWI colour 99 (pure white)
- hook in 16 HEWI colours

Please advise colour when ordering. Fixing material not included.



MATERIAL | COLOUR

Polyamide  
16 HEWI colours

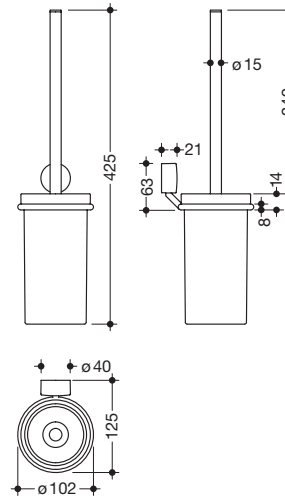


ORDERING INFORMATION

Item Number  
Colour

Item Number

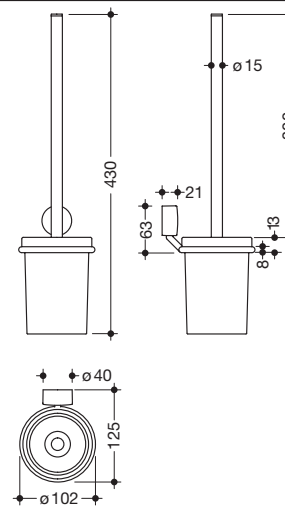
Abmessungen in mm / Specification



**HEWI Toilet brush unit**

- holder high-quality chrome-plated, brush container made of synthetic material in 16 HEWI colours
- toilet brush with chrome handle and replaceable brush head
- easily replaceable brush head by bayonet fixing
- 102 mm wide, 425 mm high and 125 mm deep
- for mounting on wall, concealed rose fixing
- including non-corrosive HEWI fixing material
- rose high-quality chrome-plated
- rose made of synthetic material in 16 HEWI colours

**815.20.100**  
**815.20.10090**



**HEWI Toilet brush unit**


- holder high-quality chrome-plated
- cylindrical glass brush container made of satin-finished crystal glass
- toilet brush with chrome handle and replaceable brush head
- easily replaceable brush head by bayonet fixing
- 102 mm wide, 430 mm high and 125 mm deep
- for mounting on wall, concealed rose fixing
- including non-corrosive HEWI fixing material
- rose high-quality chrome-plated
- rose made of synthetic material in 16 HEWI colours

**815.20.10005**  
**815.20.10095**

**MATERIAL | COLOUR**

**Metal** high-quality chrome-plated

**Polyamide 16 HEWI colours**



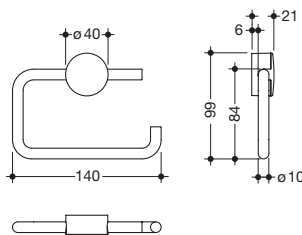
**SPARE PARTS**

**60173**  
**63500**  
**63510**  
**63511**

**HEWI Toilet brush container, polyamide**  
**HEWI Toilet brush container, crystal glass**  
**HEWI Rose, chrome-plated**  
**HEWI Rose, polyamide**

Item Number

Abmessungen in mm / Specification

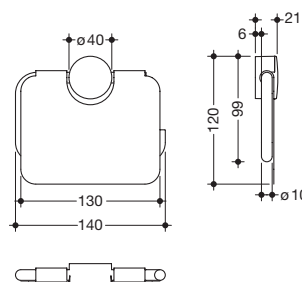


815.21.100  
815.21.10090

**HEWI Toilet roll holder**

- hinged, holder high-quality chrome-plated
- 140 mm wide, 99 mm high, 21 mm deep
- for mounting on wall, concealed rose fixing
- including non-corrosive HEWI fixing material

- rose high-quality chrome-plated
- rose made of synthetic material in 16 HEWI colours

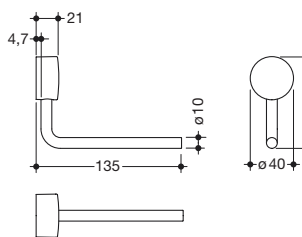


815.21.200  
815.21.20090

**HEWI Toilet roll holder with cover**

- hinged, holder and lid high-quality chrome-plated
- 140 mm wide, 120 mm high, 21 mm deep
- for mounting on wall, concealed rose fixing
- including non-corrosive HEWI fixing material

- rose high-quality chrome-plated
- rose made of synthetic material in 16 HEWI colours



815.21.300  
815.21.30090

**HEWI Spare roll holder**


- holder high-quality chrome-plated
- 40 mm wide, 65 mm high, 135 mm deep
- for mounting on wall, concealed rose fixing
- including non-corrosive HEWI fixing material

- rose high-quality chrome-plated
- rose made of synthetic material in 16 HEWI colours

**MATERIAL | SURFACES**

**Metal** high-quality chrome-plated

**Polyamide** 16 HEWI colours



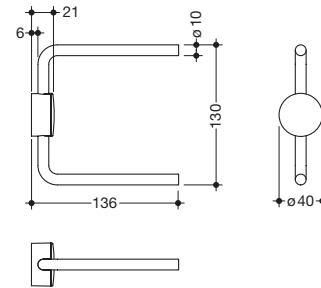
**SUPPLEMENTARY PRODUCTS**

63518  
63519  
63512  
63513

**HEWI Rose, chrome-plated** for toilet roll holder  
**HEWI Rose, polyamide** for toilet roll holder  
**HEWI Rose, chrome-plated** for spare roll holder  
**HEWI Rose, polyamide** for spare roll holder

Item Number

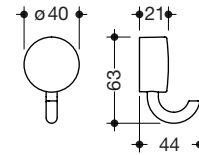
Abmessungen in mm / Specification



**HEWI Spare roll holder, double**

- for holding two toilet rolls
- holder high-quality chrome-plated
- 40 mm wide, 130 mm high, 136 mm deep
- for mounting on wall, concealed rose fixing
- including non-corrosive HEWI fixing material
- rose high-quality chrome-plated
- rose made of synthetic material in 16 HEWI colours

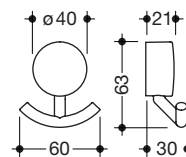
815.21.310  
815.21.31090



**HEWI Hook**

- hook high-quality chrome-plated
- 40 mm wide, 63 mm high, 44 mm deep
- for mounting on wall, concealed rose fixing
- including non-corrosive HEWI fixing material
- rose high-quality chrome-plated
- rose made of synthetic material in 16 HEWI colours

815.90.010  
815.90.01090



**HEWI Double hook**

- double hook high-quality chrome-plated
- 60 mm wide, 63 mm high, 30 mm deep
- for mounting on wall, concealed rose fixing
- including non-corrosive HEWI fixing material
- rose high-quality chrome-plated
- rose made of synthetic material in 16 HEWI colours

815.90.020  
815.90.02090

ORDERING INFORMATION

SUPPLEMENTARY PRODUCTS

Item Number

63512  
63513  
63510  
63511

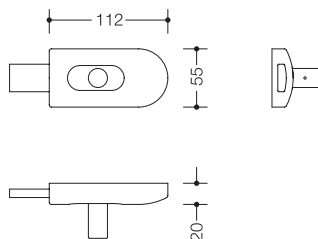
**HEWI Rose, chrome-plated** for spare roll holder  
**HEWI Rose, polyamide** for spare roll holder  
**HEWI Rose, chrome-plated** for hooks  
**HEWI Rose, polyamide** for hooks

Item Number

Abmessungen in mm / Specification



850.350

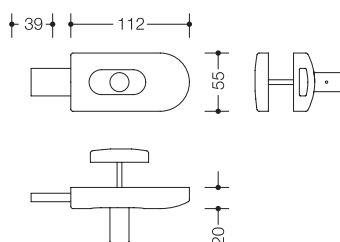


**HEWI Locking system** without counter stay

- for locking partition wall units
- without vacant/engaged display
- made of high-quality polyamide



850.300



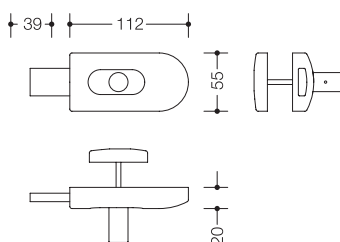
**HEWI Locking system** without counter stay

- for locking partition wall units
- with vacant/engaged display FBM
- made of high-quality polyamide

Please advise door thickness when ordering.



850.301



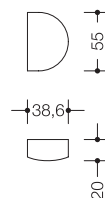
**HEWI Locking system** without counter stay

- for locking partition wall units
- with vacant/engaged display FBD throughout brass pin
- made of high-quality polyamide

Please advise door thickness when ordering.



850.500



**HEWI Counter stay**

- for Locking system
- made of high-quality polyamide

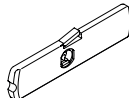
SUPPLEMENTARY PRODUCTS



**BL850.300**  
**HEWI Drill gauge**

- for locking system 850.3... and for setting the 3 mm gap necessary when mounting hinges

SUPPLEMENTARY PRODUCTS



**39194**  
**HEWI Latch**

- for locking system 850.3...
- made of black POM, glass-fiber reinforced

ORDERING INFORMATION

**Item Number**  
**Colour**

**Note**

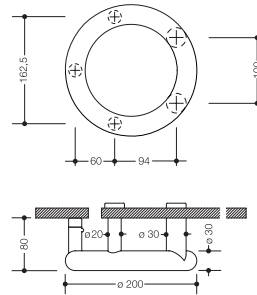
Please specify door/partition wall thickness for locking systems.  
Only available up to max. TS = 30 mm.

Item Number

Abmessungen in mm / Specification



**550KRKIGA**



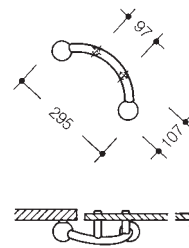
**HEWI Pull handle ø 30 mm**

- for cubicle fittings in onlysery schools
- made of high-quality polyamide, c to c 100 mm
- with 4 fixing points and black bumper
- supplied with rear fixing with blind roses ø 30 mm
- drill hole in door ø 12 mm
- mounting tool fixed spanner SW8

Please advise door thickness when ordering.



**550.23T.41**



**HEWI Pull handle**

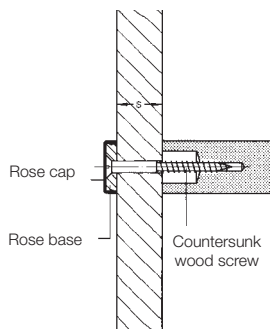
- for cubicle fittings in onlysery schools
- made of high-quality polyamide
- pull handle ø 23 mm, ball knob ø 55 mm, with black bumper
- supplied with fixing type BA20.4 (see below)

Please advise door thickness when ordering.

All colour combinations are available (see inlay back page).

**Example:**

Pull handle in HEWI colour 98 (signal white), ball knob in HEWI colour 74 (apple green).




**BA20.4**

**HEWI Fixing type 20.4**

- for pull handle 550.23T.41
- for rear-mounting using a blind rose fitting on partition wall systems
- fixing material included (screw length = Door thickness + 35 mm)

**MATERIAL | COLOUR**

**Polyamide**  
**16 HEWI colours**



**ORDERING INFORMATION**

**Item Number**

**Colour**

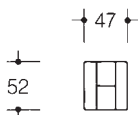
**If applicable colour combination**

**If applicable door thickness**

**If applicable c to c/rail length**

Item Number

Abmessungen in mm / Specification



**B9505.50...**

**HEWI Screw-on hinge**

- for flush doors (up to 40 kg) in wood-, steel- and aluminium frames
- made of high-quality polyamide with supporting steel frame made from galvanised sheet steel, maintenance-free polyamide plain bearing and polyamide caps for concealing the screw

**B9505.50L**  
**B9505.50R**

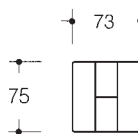
left hand  
right hand

**HEWI Hinge spacer**

- made of high-quality polyamide
- to compensate for forward or receding door

**AF50.1**

1 mm thick



**B9505.75...K**

**HEWI Screw-on hinge**

- for flush doors (up to 80 kg) in wood-, steel- and aluminium frames
- made of high-quality polyamide with supporting steel frame made from galvanised sheet steel, maintenance-free polyamide plain bearing and polyamide caps for concealing the screw

**B9505.75LK**  
**B9505.75RK**

left hand  
right hand

**B9505.75...F**

**HEWI Screw-on hinge (spring hinge)**

- for partition walls (up to 25 kg)
- made of high-quality polyamide with corrosion resistant steel insert

**B9505.75LF**  
**B9505.75RF**

left hand, spring hinge  
right hand, spring hinge

Per door 3 hinges are necessary.

Example: DIN left: 2 x B9505.75LK, 1 x B9505.75LF

**Tools required**

- hexagonal spanner SW6 and SW2,5

**HEWI Fixing material for partition walls**

- consisting of 4 screws and plugs made of brass M6

Door thickness up to 13 mm

Door thickness over 13 mm



**BM1182**  
**BM1183**

**33602**

**HEWI Hinge spacer, 2 mm thick**


- made of high-quality polyamide
- to compensate for forward or receding door

**MATERIAL | COLOUR**

**ORDERING INFORMATION**

**CROSS-REFERENCES**

**Polyamide**  
**16 HEWI colours**



**Item Number**  
**Colour**

← Technical information **page 270**  
← Ordering aid **page 270**

# Cabinet Hardware Polyamide

## POLYAMIDE

Overview	330 – 331
Furniture handles	332 – 337
Cupboard knobs	338 – 339
Flush pulls	340 – 341
Fixing types	342



**FURNITURE HANDLES Ø 10 MM**



**548.74** L = 74 mm  
page 332



**548.86** L = 86 mm  
page 332



**548.106** L = 106 mm  
page 332



**548.110** L = 110 mm  
page 332



**548.138** L = 138 mm  
page 333

**FURNITURE HANDLES Ø 10 MM**



**548RD42** L = 42 mm  
page 333



**548RD50** L = 50 mm  
page 333

**FURNITURE HANDLES Ø 13 MM**



**548.13.96** L = 109 mm  
page 334



**548.13.128** L = 141 mm  
page 334

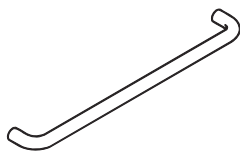


**548.13.192** L = 205 mm  
page 334

**FURNITURE HANDLES Ø 16 MM**



**548.16.192** L = 208 mm  
page 335



**548.16.288** L = 304 mm  
page 335

**FURNITURE HANDLES, SUPPORTS Ø 16 MM**



**548.17.64GKW** L = 80 mm  
page 336



**548.17.96** L = 112 mm  
page 336



**548.17.128** L = 144 mm  
page 336

**FURNITURE HANDLES Ø 20 MM**

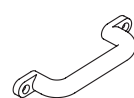


**111G** L = 135 mm  
page 337



**111.250G** L = 270 mm  
page 337

**Ø 22 MM**



**552** L = 204 mm  
page 335

**Ø 23 MM**



**111.23G** L = 148 mm  
page 337

**CUPBOARD KNOBS**



**557.13** ø 13 mm  
page 338



**557.20** ø 20 mm  
page 338



**557.23** ø 23 mm  
page 338



**557.32K** ø 32 mm  
**557.32** ø 32 mm  
page 339



**557.50K** ø 50 mm  
**557.50** ø 50 mm  
page 339



**557.55** ø 55 mm  
page 339

**CUPBOARD KNOBS**



**559.23** ø 23 mm  
page 338

**FLUSH PULLS**



**535.42ML** ø 42 mm  
page 340



**535.75ML** ø 75 mm  
page 340



**538.60ML** ø 60 mm  
page 340



**538.75ML** ø 75 mm  
page 340



**538.90ML** ø 90 mm  
page 340

**FLUSH PULLS**



**539** L = 100 mm  
page 341



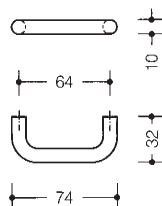
**542** L = 95 mm  
page 341

Item Number

Abmessungen in mm / Specification



548.74

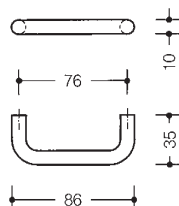


**HEWI Furniture handle ø 10 mm**

- made of high-quality polyamide
- centre to centre 64 mm, 32 mm deep
- bolt through fixing



548.86

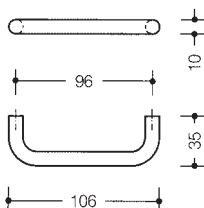


**HEWI Furniture handle ø 10 mm**

- made of high-quality polyamide
- centre to centre 76 mm, 35 mm deep
- bolt through fixing



548.106

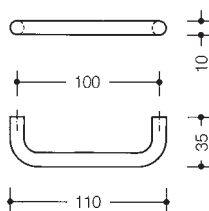


**HEWI Furniture handle ø 10 mm**

- made of high-quality polyamide
- centre to centre 96 mm, 35 mm deep
- bolt through fixing



548.110




**HEWI Furniture handle ø 10 mm**

- made of high-quality polyamide
- centre to centre 100 mm, 35 mm deep
- bolt through fixing


MATERIAL | COLOUR

Polyamide

16 HEWI colours



SUPPLEMENTARY PRODUCT



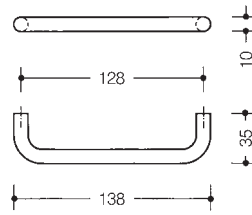
548.01

**HEWI Backplate** (available only in pairs)

- made of high-quality polyamide, ø 16 mm
- rose fixing: high furniture handles + 2,5 mm

Item Number

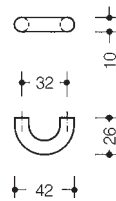
Abmessungen in mm / Specification



**548.138**

**HEWI Furniture handle ø 10 mm**

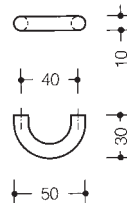
- made of high-quality polyamide
- centre to centre 128 mm, 35 mm deep
- do., bolt through fixing



**548RD42**

**HEWI Furniture handle ø 10 mm**

- made of high-quality polyamide
- centre to centre 32 mm, 26 mm deep
- bolt through fixing




**548RD50**

**HEWI Furniture handle ø 10 mm**

- made of high-quality polyamide
- centre to centre 40 mm, 30 mm deep
- bolt through fixing

**SUPPLEMENTARY PRODUCT**



**548.02**

**HEWI Counter washer** (available only in pairs)

- made of high-quality polyamide, ø 16 mm
- for HEWI Furniture handles 548... ø 10 mm

**ORDERING INFORMATION**

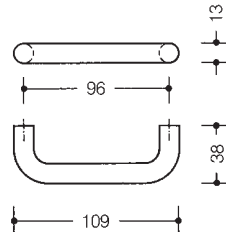
**Item Number**  
**Colour**

**CROSS-REFERENCES**

→ HEWI Fixing types **page 342**

Item Number

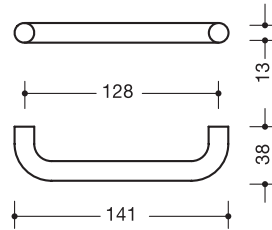
Abmessungen in mm / Specification



548.13.96

**HEWI Furniture handle ø 13 mm**

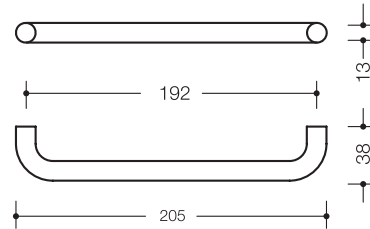
- made of high-quality polyamide
- centre to centre 96 mm, 38 mm deep
- bolt through fixing



548.13.128

**HEWI Furniture handle ø 13 mm**

- made of high-quality polyamide
- centre to centre 128 mm, 38 mm deep
- bolt through fixing




548.13.192

**HEWI Furniture handle ø 13 mm**

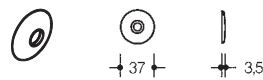
- made of high-quality polyamide
- centre to centre 192 mm, 38 mm deep
- bolt through fixing

MATERIAL | COLOUR

Polyamide  
16 HEWI colours



SUPPLEMENTARY PRODUCT



548.13RS

**HEWI Backplate** (available only in pairs)

- for furniture handles ø 13 mm
- made of high-quality polyamide, ø 37 mm
- rose fixing: high furniture handles + 2,5 mm

SUPPLEMENTARY PRODUCT



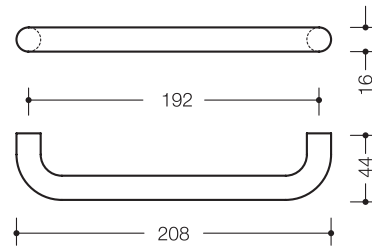
548.13H

**HEWI Hook**

- made of high-quality polyamide, for furniture handles 548.13....

Item Number

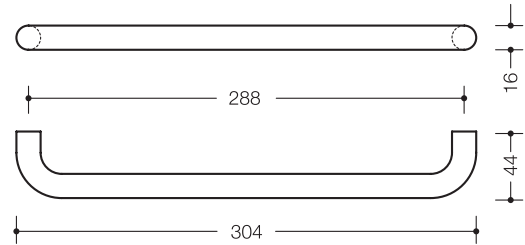
Abmessungen in mm / Specification



548.16.192

**HEWI Furniture handle ø 16 mm**

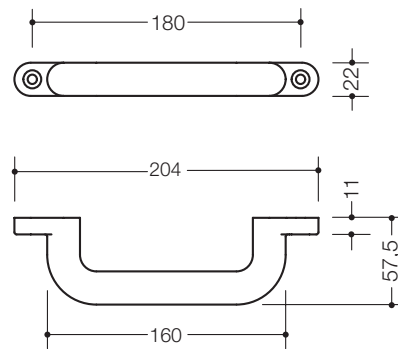
- made of high-quality polyamide
- centre to centre 192 mm, 44 mm deep
- bolt through fixing



548.16.288

**HEWI Furniture handle ø 16 mm**

- made of high-quality polyamide
- centre to centre 288 mm, 44 mm deep
- bolt through fixing



552

**HEWI Furniture handle ø 22 mm**

- made of high-quality polyamide
- ø 22 mm, centre to centre 180 mm, 57,5 mm deep
- assembly by screwing from the front

**ORDERING INFORMATION**

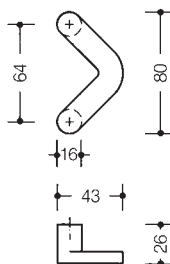
**CROSS-REFERENCES**

Item Number  
Colour

→ HEWI Fixing types **page 342**

Item Number

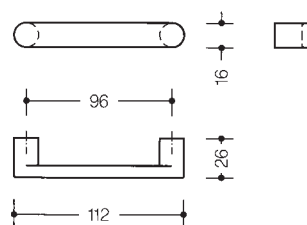
Abmessungen in mm / Specification



548.17.64GKW

**HEWI Furniture handle**

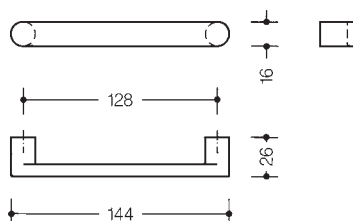
- made of high-quality polyamide
- supports ø 16 mm, 26 mm deep
- centre to centre 64 mm
- bolt through fixing



548.17.96  
548.17.96.4

**HEWI Furniture handle**

- made of high-quality polyamide
- supports ø 16 mm, 26 mm deep
- centre to centre 96 mm
- bolt through fixing
- bolt through fixing with screw cap




548.17.128  
548.17.128.4

**HEWI Furniture handle**

- made of high-quality polyamide
- supports ø 16 mm, 26 mm deep
- centre to centre 128 mm
- bolt through fixing
- bolt through fixing with screw cap

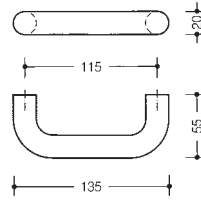
MATERIAL | COLOUR

Polyamide  
16 HEWI colours



Item Number

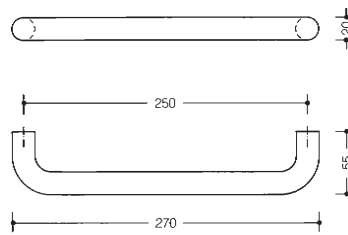
Abmessungen in mm / Specification



**111G.1**  
**111G.21**  
**111G**  
**111G.4**  
**111G.6**  
**111G.7**

**HEWI Furniture handle ø 20 mm**

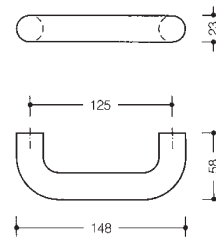
- made of high-quality polyamide
- centre to centre 115 mm, 55 mm deep
- with rose fixing
- pair, with rose fixing
- bolt through fixing
- bolt through fixing with screw cap
- with concealed fixing front fixing
- pair, with concealed fixing



**111.250G.1**  
**111.250G.21**  
**111.250G**  
**111.250G.4**  
**111.250G.6**  
**111.250G.7**

**HEWI Furniture handle ø 20 mm**

- made of high-quality polyamide
- centre to centre 250 mm, 55 mm deep
- with rose fixing
- pair, with rose fixing
- bolt through fixing
- bolt through fixing with screw cap
- with concealed fixing front fixing
- pair, with concealed fixing



**111.23G.1**  
**111.23G.21**  
**111.23G**  
**111.23G.4**  
**111.23G.6**  
**111.23G.7**

**HEWI Furniture handle ø 23 mm**

- made of high-quality polyamide
- centre to centre 125 mm, 58 mm deep
- with rose fixing
- pair, with rose fixing
- bolt through fixing
- bolt through fixing with screw cap
- with concealed fixing front fixing
- pair, with concealed fixing

**ORDERING INFORMATION**

**CROSS-REFERENCES**

Item Number  
Colour

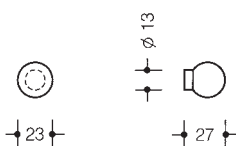
→ HEWI Fixing types **page 342**

Item Number

Abmessungen in mm / Specification



559.23

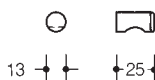


**HEWI Cupboard knob**

- made of high-quality polyamide
- ø 23 mm, neck ø 13 mm, 27 mm deep
- bolt through fixing



557.13

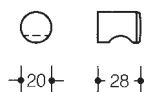


**HEWI Cupboard knob**

- made of high-quality polyamide
- ø 13 mm, 25 mm deep
- bolt through fixing



557.20

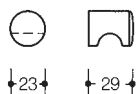


**HEWI Cupboard knob**

- made of high-quality polyamide
- ø 20 mm, 28 mm deep
- bolt through fixing



557.23




**HEWI Cupboard knob**

- made of high-quality polyamide
- ø 23 mm, 29 mm deep
- bolt through fixing

MATERIAL | COLOUR

Polyamide

16 HEWI colours



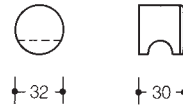
Item Number

Abmessungen in mm / Specification



**557.32**  
**557.32.4**  
**557.32.6**  
**557.32.7**

**557.32K**



**HEWI Cupboard knob**

- made of high-quality polyamide
- ø 32 mm, 30 mm deep
- bolt through fixing
- bolt through fixing with screw cap
- for concealed front fixing
- pair, for concealed fixing

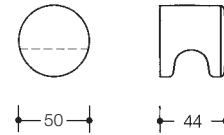
**HEWI Knob**

- for knob cylinders
- made of high-quality polyamide, ø 32 mm
- from the leading cylinder manufacturers
- please indicate manufacturer and cylinder type when ordering



**557.50**  
**557.50.6**  
**557.50.7**

**557.50K**



**HEWI Cupboard knob**

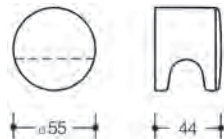
- made of high-quality polyamide
- ø 50 mm, 44 mm deep
- bolt through fixing
- for concealed front fixing
- pair, for concealed fixing

**HEWI Knob**

- for knob cylinders
- made of high-quality polyamide, ø 50 mm
- available as square socket option 7 or 8 mm and ø 10 mm (in case of order, please indicate)



**557.55**  
**557.55.6**  
**557.55.7**



**HEWI Cupboard knob**

- made of high-quality polyamide
- ø 55 mm, 44 mm deep
- bolt through fixing
- for concealed front fixing
- pair, for concealed fixing

**ORDERING INFORMATION**

**CROSS-REFERENCES**

**Item Number**  
**Colour**

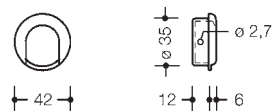
→ HEWI Fixing types **page 342**

Item Number

Abmessungen in mm / Specification



535.42ML

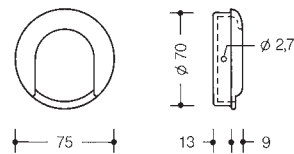


**HEWI Flush pull**

- made of high-quality polyamide
- recessed 35 mm
- recessed depth 12 mm



535.75ML

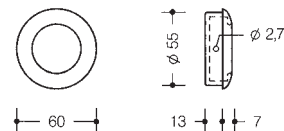


**HEWI Flush pull**

- made of high-quality polyamide
- recessed 70 mm
- recessed depth 13 mm



538.60ML

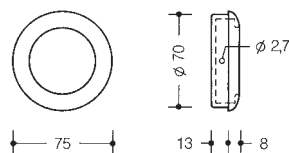


**HEWI Flush pull**

- made of high-quality polyamide
- recessed 55 mm
- recessed depth 13 mm



538.75ML

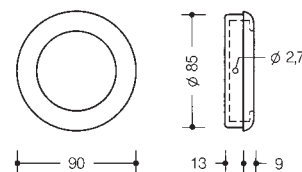


**HEWI Flush pull**

- made of high-quality polyamide
- recessed 70 mm
- recessed depth 13 mm



538.90ML




**HEWI Flush pull**

- made of high-quality polyamide
- recessed 85 mm
- recessed depth 13 mm


**MATERIAL | COLOUR**

Polyamide  
16 HEWI colours

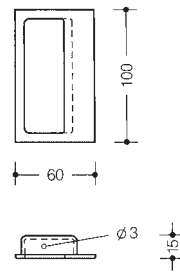


Item Number

Abmessungen in mm / Specification



**539**

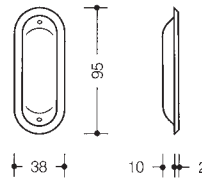


**HEWI Flush pull**

- made of high-quality polyamide
- recessed dimensions 90 x 42 mm
- recessed depth 15 mm



**542**



**HEWI Flush pull**

- made of high-quality polyamide
- recessed dimensions 82 x 30 mm
- recessed depth 10 mm

**ORDERING INFORMATION**

**Item Number**  
**Colour**

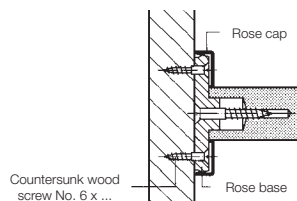
Item Number

Specification

## Fixing types for:

- ← Pull handles 111...G **page 337**
- ← Furniture handles
- 548.13... **page 334**
- 548.16... **page 335**
- 548.17... **page 336**
- ← Cupboard knobs 557... **page 338**

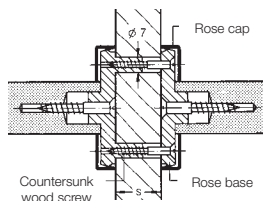
...1



### HEWI Fixing type 1

- concealed front fixing with rose
- $\varnothing$  52 mm
- counter sunk screws not supplied

...21



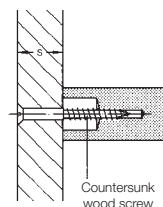
### HEWI Fixing type 21

- fixing per pair on wood with roses  $\varnothing$  52 mm
- counter sunk screws not supplied

Please note:

111...G: screws  $\varnothing$  3,5 x (wall thickness + 10)

Standard



### HEWI Fixing type 3

- bolt through fixing
- counter sunk screws not supplied

Please note:

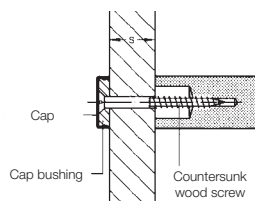
111...G: screws  $\varnothing$  5 x (wall thickness + 30)

548...: screws  $\varnothing$  4 x (wall thickness + 15)

557...: screws  $\varnothing$  4 x (wall thickness + 15)

559.23: screws  $\varnothing$  4 x (wall thickness + 20)

...4



### HEWI Fixing type 4

- bolt through fixing with screw cap
- counter sunk screws not supplied

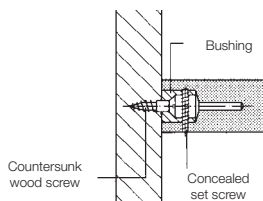
Please note:

111...G: screws  $\varnothing$  5 x (wall thickness + 35)

548...: screws  $\varnothing$  4 x (wall thickness + 20)

557...: screws  $\varnothing$  4 x (wall thickness + 20)

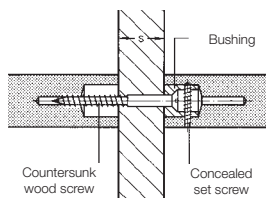
...6



### HEWI Fixing type 6

- concealed front fixing
- counter sunk screws not supplied

...7



### HEWI Fixing type 7

- fixing per pair on wood
- counter sunk screws not supplied

Please note:

111...G: screws  $\varnothing$  5 x (wall thickness + 40)

548...: screws  $\varnothing$  4 x (wall thickness + 25)

557...: screws  $\varnothing$  4 x (wall thickness + 25)

# General Information

## HEWI HOTLINE

Monday – Thursday  
between 7 am and 5 pm

Friday

between 7 am and 3 pm

Tel.: +49 5691 82-300

Fax: +49 5691 82-493

e-Mail: [international@hewi.com](mailto:international@hewi.com)

## INDEX

Services	344
Numerical index	345 – 373
Product characteristics, certifications	374
Delivery conditions	375
Material characteristics, care tips	375
International Terms and Conditions of Sale	376 – 377
Colours and materials	378, back page



## Services

### ADVICE

- Comprehensive personal advice in all planning phases across the entire spectrum of HEWI products and services
- Active tendering support
- HEWI provides you with free product samples, material samples, colour 'fans', documentation and product data for visualisations, etc. for your presentations to builders/investors
- Indicative price offers
- Solving technical issues
- Shipping of product catalogs or technical information
- Support with your showroom design
- We provide you our electronically Item Master Data

### CATALOGUES AND BROCHURES

- Our current catalogues and brochures are available for ordering and/or downloading via our website at:  
**[www.hewi.com/brochures](http://www.hewi.com/brochures)**

### PRODUCT CATALOGUE ONLINE

- All HEWI product information is available online – tender specifications, CAD data, drawings, photos, planning aids, etc.
- The product catalogue is available at:  
**[www.hewi.com/product\\_catalogue](http://www.hewi.com/product_catalogue)**

### YOUR LOCAL CONTACTS

- We will gladly advise you on site
- To find your personal contact, simply enter the soft link mentioned above or visit:  
**[www.hewi.com/contact](http://www.hewi.com/contact)**

### YOUR CONTACT PERSONS FROM HEWI'S INTERNAL SALES DEPARTMENT

- If you would like to be advised personally or be given an on-site presentation, HEWI customer consultants from the field sales department would be delighted to oblige
- There is a customer services team at the HEWI order centre with specific responsibility for your sector and region which will provide you with competent support in all matters relevant to HEWI products and services:  
Tel.: +49 5691 82-0  
Fax: +49 5691 82-319  
e-Mail: [international@hewi.com](mailto:international@hewi.com)

Item Number	Name	Status	Page	Unit
100.20.01040	Toilet brush		304, 316, 318	per piece
100.20.10045	Toilet brush unit		316	per piece
100.21.10040	Toilet roll holder		316	per piece
100.21.20040	Spare roll holder		317	per piece
100.90.01040	Hook		317	per piece
100.90.02040	Hook		317	per piece
100.90.03040	Double hook		317	per piece
100XA.3000G1	Pull handle		225	
100XA.3000G6	Pull handle		226	
100XA.3000G7	Pull handle		227	
100XA.3030G6	Pull handle		226	per piece
100XA.3030G7	Pull handle		227	per piece
100XA.3035G1	Pull handle		225	per piece
100XA30K27	Stainless steel tube ø 30 mm		234	per unit
100XA611.15	Door stop		268	per piece
100XA611.65	Door stop		268	per piece
100XA625	Door stop		268	per piece
100XAB01.1A0	Standard door fitting		43	per pair
100XAB02.1A0	Vacant/engaged fitting		43	per pair
100XAB22.1A0	Front door half fitting with security escutcheon		43, 144	per piece
100XAFG.1B	Window handle		208	per piece
100XAFGA.1	Window handle		208	per piece
100XAFGA.1K	Window handle		208	per piece
100XAG01.1A0	Standard glass door fitting, with roses		43	per pair
100XAH01.1A0	Standard door fitting		43	per pair
100XAH01.3A0	Standard door fitting		45	per pair
100XAH01.4B0	Standard door fitting		45	per pair
100XAH03.1A5	Apartment door fitting		43	per pair
100XAH03.3A5	Apartment door fitting		45	per pair
100XAH03.4B5	Apartment door fitting		45	per pair
100XAH11.1A0	Fire door fitting		43	per pair
100XAH11.3A0	Fire door fitting		45	per pair
100XAH11.4B0	Fire door fitting		45	per pair
100XAH12.1A0	Fire door fitting with split spindle		43	per pair
100XAH12.3A0	Fire door fitting with split spindle		45	per pair
100XAH12.4B0	Fire door fitting with split spindle		45	per pair
100XAH13.1A5	Apartment fire door fitting		43	per pair
100XAH13.3A5	Apartment fire door fitting		45	per pair
100XAH13.4B5	Apartment fire door fitting		45	per pair
100XAH22.1A0	Front door half fitting with security escutcheon		43, 144	per piece
100XAH23.1A0	Front door half fitting with security escutcheon and cylinder cover		43, 144	per piece
100XAH51.4B0	Framed door fitting		45, 166	per piece
100XAH52.4B0	Framed fire door fitting		45, 166	per piece
100XAH53.0A5	Knob, male part, fixed		47, 113, 156	per piece
100XAH53.0B5	Knob, male part, fixed		47, 113, 156	per piece
100XAH53.0C5	Knob, male part, fixed		47, 113, 156	per piece

## General Information | Numerical Index

Item Number	Name	Status	Page	Unit
100XAL01.1AO	Standard door fitting		43	per pair
100XAL02.1AO	Vacant/engaged fitting		43	per pair
100XAL06.1AO	Lever handle with flat rose		46	per pair
100XAL11.1AO	Fire door fitting		43	per pair
101XAB	Lever handle (B-technology)		46	per pair
101XABLT	Lever handle, female part (B-technology)		46	per piece
101XAH	Lever handle (H-technology)		46	per pair
101XAHLT	Lever handle, female part (H-technology)		46	per piece
103XAH	Lever handle (H-technology)		46	per pair
103XAHLT	Lever handle, female part (H-technology)		46	per piece
104XAH	Lever handle (H-technology)		46	per pair
104XAHLT	Lever handle, female part (H-technology)		46	per piece
105XAHLT	Knob, female part (H-technology)		46, 113	per piece
106XAHLT	Knob, female part (H-technology)		47, 91, 103	per piece
107XAHLT	Knob, female part (H-technology)		91, 103, 120, 128	per piece
108XAHLT	Knob, female part (H-technology)		57, 91, 103	per piece
109XAHLT	Knob, female part (H-technology)		57, 91, 103	per piece
111.23E	Lever handle (E-technology)		72	per pair
111.23ELT	Lever handle, female part (E-technology)		72	per piece
111.23EST	Lever handle, male part (E-technology)		72	per piece
111.23G	Furniture handle ø 23 mm		337	per piece
111.23G.1	Furniture handle ø 23 mm		337	per piece
111.23G.21	Furniture handle ø 23 mm		337	per pair
111.23G.4	Furniture handle ø 23 mm		337	per piece
111.23G.6	Furniture handle ø 23 mm		337	per piece
111.23G.7	Furniture handle ø 23 mm		337	per pair
111.23PDR	Lever handle, antimicrobial		73	per pair
111.23PDRLT	Lever handle, female part antimicrobial		73	per piece
111.23R	Lever handle (R-technology)		70	per pair
111.23RLT	Lever handle, female part (R-technology)		70	per piece
111.250G	Furniture handle ø 20 mm		337	per piece
111.250G.1	Furniture handle ø 20 mm		337	per piece
111.250G.21	Furniture handle ø 20 mm		337	per pair
111.250G.4	Furniture handle ø 20 mm		337	per piece
111.250G.6	Furniture handle ø 20 mm		337	per piece
111.250G.7	Furniture handle ø 20 mm		337	per pair
111E	Lever handle (E-technology)		72	per pair
111E01.110	Standard door fitting		63	per pair
111E01.130	Standard door fitting		63	per pair
111E01.170	Standard door fitting		63	per pair
111E01.210	Standard door fitting		63	per pair
111E01.230	Standard door fitting		63	per pair
111E01.270	Standard door fitting		63	per pair
111E02.110	Vacant/engaged fitting		63	per pair
111E02.130	Vacant/engaged fitting		63	per pair
111E02.170	Vacant/engaged fitting		63	per pair
111E02.210	Vacant/engaged fitting		63	per pair

Item Number	Name	Status	Page	Unit
111E02.230	Vacant/engaged fitting		63	per pair
111E02.270	Vacant/engaged fitting		63	per pair
111E03.132	Apartment door fitting		63	per pair
111E03.232	Apartment door fitting		63	per pair
111ELT	Lever handle, female part (E-technology)		72	per piece
111EST	Lever handle, male part (E-technology)		72	per piece
111FG.1	Window handle		216	per piece
111FG.6	Window handle		217	per piece
111FGA.1	Window handle		216	per piece
111FGA.1K	Window handle		216	per piece
111FGA.6	Window handle		217	per piece
111FGA.6K	Window handle		217	per piece
111G	Furniture handle ø 20 mm		337	per piece
111G.1	Furniture handle ø 20 mm		337	per piece
111G.21	Furniture handle ø 20 mm		337	per pair
111G.4	Furniture handle ø 20 mm		337	per piece
111G.6	Furniture handle ø 20 mm		337	per piece
111G.7	Furniture handle ø 20 mm		337	per pair
111G01.100	Standard glass door fitting, with roses		59	per pair
111G01.130	Standard glass door fitting, with roses		59	per pair
111G01.200	Standard glass door fitting, with roses		61	per pair
111G01.230	Standard glass door fitting, with roses		61	per pair
111K.13	Knob half fitting	71, 80, 94, 157		per piece
111K.33	Knob half fitting	71, 80, 94, 157		per piece
111K.43	Knob half fitting	71, 80, 94, 157		per piece
111K.73	Knob half fitting	71, 80, 157		per piece
111PCIV01230	Standard door fitting	new	33	per pair
111PCIV06230	Lever handle	new	33	per pair
111PCIV02230	Vacant/engaged fitting	new	33	per pair
111PCIV11230	Fire door fitting	new	33	per pair
111PCIX01230	Standard door fitting	new	33	per pair
111PCIX06230	Lever handle	new	33	per pair
111PCIX02230	Vacant/engaged fitting	new	33	per pair
111PCIX11230	Fire door fitting	new	33	per pair
111PCM01.230	Standard door fitting	only available in Germany	19	
111PCM02.230	Vacant/engaged fitting	only available in Germany	19	
111PCM06.230	Lever handle	only available in Germany	19	
111PDDG02	Push & pull handle, antimicrobial		136	per piece
111PDDG02D	Push & pull handle, antimicrobial		136	per piece
111PDDG02Z	Push & pull handle, antimicrobial		136	per piece
111PDDG12	Push & pull handle, antimicrobial		136	per piece
111PDFG.1	Window handle, antimicrobial		216	per piece
111PDFGA.1	Window handle, antimicrobial		216	per piece
111PDFGA.1K	Window handle, antimicrobial		216	per piece

## General Information | Numerical Index

Item Number	Name	Status	Page	Unit
111PDK.33	Knob half fitting, antimicrobial		73, 157	per piece
111PDK.43	Knob half fitting, antimicrobial		73, 157	per piece
111PDR01.230	Standard door fitting, antimicrobial		69	per piece
111PDR02.230	Vacant/engaged fitting, antimicrobial		69	per piece
111PDR03.233	Apartment door fitting, antimicrobial		69	per piece
111PDR11.230	Fire door fitting, antimicrobial		69	per piece
111PDR11.440	Fire door fitting, antimicrobial		69	per piece
111PDR13.233	Apartment fire door fitting, antimicrobial		69	per piece
111R	Lever handle (R-technology)		70	per pair
111R01.110	Standard door fitting		59	per pair
111R01.130	Standard door fitting		59	per pair
111R01.140	Standard door fitting		59	per pair
111R01.170	Standard door fitting		59	per pair
111R01.210	Standard door fitting		61	per pair
111R01.230	Standard door fitting		61	per pair
111R01.240	Standard door fitting		61	per pair
111R01.270	Standard door fitting		61	per pair
111R01.440	Standard door fitting		65	per pair
111R01.530	Standard door fitting		65	per pair
111R02.110	Vacant/engaged fitting		59	per pair
111R02.130	Vacant/engaged fitting		59	per pair
111R02.170	Vacant/engaged fitting		59	per pair
111R02.210	Vacant/engaged fitting		61	per pair
111R02.230	Vacant/engaged fitting		61	per pair
111R02.270	Vacant/engaged fitting		61	per pair
111R02.530	Vacant/engaged fitting		65	per pair
111R03.113	Apartment door fitting		59	per pair
111R03.132	Apartment door fitting		59	per pair
111R03.133	Apartment door fitting		59	per pair
111R03.143	Apartment door fitting		59	per pair
111R03.173	Apartment door fitting		59	per pair
111R03.213	Apartment door fitting		61	per pair
111R03.232	Apartment door fitting		61	per pair
111R03.233	Apartment door fitting		61	per pair
111R03.243	Apartment door fitting		61	per pair
111R03.273	Apartment door fitting		61	per pair
111R03.443	Apartment door fitting		65	per pair
111R03.448	Apartment door fitting		65	per pair
111R03.532	Apartment door fitting		65	per pair
111R03.533	Apartment door fitting		65	per pair
111R11.110	Fire door fitting		59	per pair
111R11.130	Fire door fitting		59	per pair
111R11.140	Fire door fitting		59	per pair
111R11.170	Fire door fitting		59	per pair
111R11.210	Fire door fitting		61	per pair
111R11.230	Fire door fitting		61	per pair
111R11.240	Fire door fitting		61	per pair
111R11.270	Fire door fitting		61	per pair
111R11.440	Fire door fitting		65	per pair
111R11.530	Fire door fitting		65	per pair
111R12.110	Fire door fitting with split spindle		59	per pair

Item Number	Name	Status	Page	Unit
111R12.130	Fire door fitting with split spindle		59	per pair
111R12.140	Fire door fitting with split spindle		59	per pair
111R12.170	Fire door fitting with split spindle		59	per pair
111R12.210	Fire door fitting with split spindle		61	per pair
111R12.230	Fire door fitting with split spindle		61	per pair
111R12.240	Fire door fitting with split spindle		61	per pair
111R12.270	Fire door fitting with split spindle		61	per pair
111R12.440	Fire door fitting with split spindle		65	per pair
111R12.530	Fire door fitting with split spindle		65	per pair
111R13.113	Apartment fire door fitting		59	per pair
111R13.132	Apartment fire door fitting		59	per pair
111R13.133	Apartment fire door fitting		59	per pair
111R13.143	Apartment fire door fitting		59	per pair
111R13.173	Apartment fire door fitting		59	per pair
111R13.213	Apartment fire door fitting		61	per pair
111R13.232	Apartment fire door fitting		61	per pair
111R13.233	Apartment fire door fitting		61	per pair
111R13.243	Apartment fire door fitting		61	per pair
111R13.273	Apartment fire door fitting		61	per pair
111R13.443	Apartment fire door fitting		65	per pair
111R13.448	Apartment fire door fitting		65	per pair
111R13.532	Apartment fire door fitting		65	per pair
111R13.533	Apartment fire door fitting		65	per pair
111R22.130	Front door half fitting with security escutcheon	new	59, 152	per piece
111R22.230	Front door half fitting with security escutcheon	new	61, 153	per piece
111R23.130	Front door half fitting with security escutcheon and cylinder cover	new	59, 152	per piece
111R23.230	Front door half fitting with security escutcheon and cylinder cover	new	61, 153	per piece
111R51.240	Framed door fitting		61, 168	per piece
111R51.440	Framed door fitting	new	65, 168	per piece
111R52.240	Framed fire door fitting	new	61, 168	per piece
111R52.440	Framed fire door fitting		65, 168	per piece
111RLT	Lever handle, female part (R-technology)		70	per piece
111S03.273	Protective fitting ES1, without cylinder cover		163	per pair
111S03.293	Protective fitting ES1, without cylinder cover		163	per pair
111S04.273	Protective fitting ES1, with cylinder cover		163	per pair
111S04.293	Protective fitting ES1, with cylinder cover		163	per pair
111S07.273	Protective fitting ES3, without cylinder cover		163	per pair
111S08.273	Protective fitting ES3, with cylinder cover		163	per pair
111S13.270	Protective fitting ES1, without cylinder cover		163	per pair
111S13.290	Protective fitting ES1, without cylinder cover		163	per pair
111S14.270	Protective fitting ES1, with cylinder cover		163	per pair
111S14.290	Protective fitting ES1, with cylinder cover		163	per pair
111S17.270	Protective fitting ES3, without cylinder cover		163	per pair
111S18.270	Protective fitting ES3, with cylinder cover		163	per pair
111XA.2520G1	Pull handle		228	per piece
111XA.2520G2	Pull handle		228	per piece
111XA.2521G4	Pull handle		229	per piece
111XA.2525G3	Pull handle		229	per piece
111XA.2525G4	Pull handle		229	per piece
111XA.2530G1	Pull handle		228	per piece
111XA.2530G3	Pull handle		229	per piece

## General Information | Numerical Index

Item Number	Name	Status	Page	Unit
111XA.2530G4	Pull handle		229	per piece
111XA.3006G1	Pull handle		228	per piece
111XA.3008G1	Pull handle		228	per piece
111XA.3030G1	Pull handle		228	per piece
111XA.3030G3	Pull handle		229	per piece
111XA.3030G4	Pull handle		229	per piece
111XA.3036G3	Pull handle		229	per piece
111XA.3036G4	Pull handle		229	per piece
111XA30K1.A	90° angle support, ø 30 mm		234	p. Einheit
111XAB	Lever handle (B-technology)		56	per pair
111XAB01.110	Standard door fitting		53	per pair
111XAB01.130	Standard door fitting		53	per pair
111XAB02.110	Vacant/engaged fitting		53	per pair
111XAB02.130	Vacant/engaged fitting		53	per pair
111XAB03.119	Apartment door fitting		53	per pair
111XAB03.139	Apartment door fitting		53	per pair
111XAB05.130	Vacant/engaged fitting		53	per pair
111XAB22.130	Front door half fitting with security escutcheon		53, 145	per piece
111XABLT	Lever handle, female part (B-technology)		56	per piece
111XAFG.1	Window handle		209	per piece
111XAFGA.1	Window handle		209	per piece
111XAFGA.1K	Window handle		209	per piece
111XAG01.100	Standard glass door fitting, with roses		53	per pair
111XAG01.130	Standard glass door fitting, with roses		53	per pair
111XAH	Lever handle (H-technology)		56	per pair
111XAH01.110	Standard door fitting		53	per pair
111XAH01.130	Standard door fitting		53	per pair
111XAH01.230	Standard door fitting		53	per pair
111XAH01.340	Standard door fitting		55	per pair
111XAH02.110	Vacant/engaged fitting		53	per pair
111XAH02.130	Vacant/engaged fitting		53	per pair
111XAH02.230	Vacant/engaged fitting		53	per pair
111XAH03.119	Apartment door fitting		53	per pair
111XAH03.139	Apartment door fitting		53	per pair
111XAH03.348	Apartment door fitting		55	per pair
111XAH03.349	Apartment door fitting		55	per pair
111XAH05.130	Vacant/engaged fitting		53	per pair
111XAH05.230	Vacant/engaged fitting		53	per pair
111XAH11.110	Fire door fitting		53	per pair
111XAH11.130	Fire door fitting		53	per pair
111XAH11.230	Fire door fitting		53	per pair
111XAH11.340	Fire door fitting		55	per pair
111XAH12.110	Fire door fitting with split spindle		53	per pair
111XAH12.130	Fire door fitting with split spindle		53	per pair
111XAH12.230	Fire door fitting with split spindle		53	per pair
111XAH12.340	Fire door fitting with split spindle		55	per pair
111XAH13.119	Apartment fire door fitting		53	per pair
111XAH13.139	Apartment fire door fitting		53	per pair
111XAH13.348	Apartment fire door fitting		55	per pair
111XAH13.349	Apartment fire door fitting		55	per pair

Item Number	Name	Status	Page	Unit
111XAH17.150	Backplate for locking plate of the panic bar PS111XA...		142	per piece
111XAH22.130	Front door half fitting with security escutcheon		53, 145	per piece
111XAH23.130	Front door half fitting with security escutcheon and cylinder cover		53, 145	per piece
111XAH51.340	Framed door fitting		55, 166	per piece
111XAH52.340	Framed fire door fitting		55, 166	per piece
111XAH53.018	Knob, male part, fixed		57, 91, 103, 157	per piece
111XAH53.019	Knob, male part, fixed		57, 91, 103, 157	per piece
111XAH53.038	Knob, male part, fixed		57, 91, 103, 157	per piece
111XAH53.039	Knob, male part, fixed		57, 91, 103, 157	per piece
111XAH53.048	Knob, male part, fixed		57, 91, 103, 157, 167	per piece
111XAH53.049	Knob, male part, fixed		57, 91, 103, 157	per piece
111XAH53.058	Knob, male part, fixed		57, 91, 157	per piece
111XAH53.059	Knob, male part, fixed		57, 91, 157	per piece
111XAHLT	Lever handle, female part (H-technology)		56, 142	per piece
111XAM01.130	Standard door fitting	only available in Germany	19	
111XAM02.130	Vacant/engaged fitting	only available in Germany	19	
111XAM06.130	Lever handle	only available in Germany	19	
111XASG	Key		215	per piece
112XAH	Lever handle (H-technology)		56	per piece
112XAHLT	Lever handle, female part (H-technology)		56	per piece
113XAH	Lever handle (H-technology)		56	per pair
113XAHLT	Lever handle, female part (H-technology)		56	per piece
114.23GKR	Lever Handle (R-technology)		70	per pair
114.23GKRLT	Lever Handle, female part (R-technology)		70	per piece
114.23PDR	Lever handle, antimicrobial		73	per pair
114.23PDRLT	Lever handlelechteil, antimicrobial		73	per piece
115.23R	Lever handle (R-technology)		70	per pair
115.23RLT	Lever handle, female part (R-technology)		70	per piece
116PCSG	Window handle		215	per piece
122.23	Knob with recessed grip		71, 72	per pair
122.23EFKST	Knob, male part (E-technology)		72	per piece
122.23FK	Knob		71, 72	per piece
122.23LT	Knob with recessed grip, female part		71, 72	per piece
122.23RFKST	Knob, male part (R-technology)		71	per piece
123.23R	Knob (R-technology)		71	per pair
123.23RFKST	Knob, male part (R-technology)		71	per piece
123.23RLT	Knob, female part (R-technology)		71	per piece
130.550.1	Pull handle		240	per piece
130FG.3	Window handle		218	per piece
130FGA.3	Window handle		218	per piece
130FGA.3K	Window handle		218	per piece
130K.18	Knob half fitting		71, 81, 94, 158	per piece
130K.38	Knob half fitting		71, 81, 94, 158	per piece
130K.48	Knob half fitting		71, 81, 94, 158	per piece
130K.78	Knob half fitting		71, 81, 158	per piece
130K.88	Knob half fitting		71, 81, 158	per piece

## General Information | Numerical Index

Item Number	Name	Status	Page	Unit
130PCM01.330	Standard door fitting	only available in Germany	23	
130PCM02.330	Vacant/engaged fitting	only available in Germany	23	
130PCM06.330	Lever handle	only available in Germany	23	
130R01.330	Standard door fitting		79	per pair
130R01.380	Standard door fitting		79	per pair
130R02.330	Vacant/engaged fitting		79	per pair
130R02.380	Vacant/engaged fitting		79	per pair
130R03.338	Apartment door fitting		79	per pair
130R03.388	Apartment door fitting		79	per pair
130R11.330	Fire door fitting		79	per pair
130R11.380	Fire door fitting		79	per pair
130R12.330	Fire door fitting with split spindle		79	per pair
130R12.380	Fire door fitting with split spindle		79	per pair
130R13.338	Apartment fire door fitting		79	per pair
130R13.388	Apartment fire door fitting		79	per pair
130R22.330	Front door half fitting with security escutcheon	new	79, 154	per piece
130R23.330	Front door half fitting with security escutcheon and cylinder cover	new	79, 154	per piece
133R	Lever handle (R-technology)		80	per pair
133RLT	Lever handle, female part (R-technology)		80	per piece
138R	Knob (R-technology)		80	per pair
138RFKST	Knob, male part (R-technology)		80	per piece
138RLT	Knob, female part (R-technology)		80, 168	per piece
160XA.2500G6	Pull handle		232	
160XA.2520G1	Pull handle		230	per piece
160XA.2520G4	Pull handle		231	per piece
160XA.2521G1	Pull handle		230	per piece
160XA.2521G4	Pull handle		231	per piece
160XA.2525G1	Pull handle		230	per piece
160XA.2525G4	Pull handle		231	per piece
160XA.2530G1	Pull handle		230	per piece
160XA.2530G4	Pull handle		231	per piece
160XA.3000G6	Pull handle		232	
160XA.3000G7	Pull handle		233	
160XA.3005G1	Pull handle		230	per piece
160XA.3006G1	Pull handle		230	per piece
160XA.3008G1	Pull handle		230	per piece
160XA.3010G1	Pull handle		230	per piece
160XA.3015G1	Pull handle		230	per piece
160XA.3030G1	Pull handle		230	per piece
160XA.3030G4	Pull handle		231	per piece
160XA.3035G1	Pull handle		230	per piece
160XA.3035G4	Pull handle		231	per piece
160XA.3036G1	Pull handle		230	per piece
160XA.3036G4	Pull handle		231	per piece
160XA.3040G1	Pull handle		230	per piece
160XA.3040G4	Pull handle		231	per piece
160XA30K1.A	90° angled support, ø 30 mm		235	per unit
160XA30K6.A	T-shaped support, ø 30 mm, straight supports ø 25 mm, excess length 80 mm		235	per unit
160XA30K61.A	T-shaped support, ø 30 mm, straight supports ø 25 mm, excess length 22 mm		235	per unit
160XA30K7.A	T-shaped support, ø 30 mm, inclined support ø 25 mm		235	per unit

Item Number	Name	Status	Page	Unit
162.20.10040	Toilet brush unit		304	per piece
162.20.100XA	Toilet brush unit		304	per piece
162.21.10040	Toilet roll holder		305	per piece
162.21.100XA	Toilet roll holder		305	per piece
162.21.20040	Toilet roll holder, double		305	per piece
162.21.200XA	Toilet roll holder, double		305	per piece
162.21.30040	Spare roll holder		305	per piece
162.21.300XA	Spare roll holder		305	per piece
162.21PCB	Lever handle (B-technology)		94	per pair
162.21PCBLT	Lever handle, female part (B-technology)		94	per piece
162.21PCH	Lever handle (H-technology)		94	per pair
162.21PCHLT	Lever handle, female part (H-technology)		94	per piece
162.90.01040	Single hook		294, 305	per piece
162.90.010XA	Single hook		294, 305	per piece
162.90.03040	Double hook		294, 305	per piece
162.90.030XA	Double hook		294, 305	per piece
162PCB01.230	Standard door fitting		93	per pair
162PCB02.230	Vacant/engaged fitting		93	per pair
162PCB22.230	Front door half fitting with security escutcheon	new	93, 155	per piece
162PCFG.2	Window handle		219	per piece
162PCFGA.2	Window handle		219	per piece
162PCFGA.2K	Window handle		219	per piece
162PCH01.230	Standard door fitting		93	per pair
162PCH03.233	Apartment door fitting		93	per pair
162PCH11.230	Fire door fitting		93	per pair
162PCH12.230	Fire door fitting with split spindle		93	per pair
162PCH13.233	Apartment fire door fitting		93	per pair
162PCH22.230	Front door half fitting with security escutcheon	new	93, 155	per piece
162PCH23.230	Front door half fitting with security escutcheon and cylinder cover	new	93, 155	per piece
162PCIV01230	Standard door fitting	new	35	per pair
162PCIV06230	Lever handle	new	35	per pair
162PCIV02230	Vacant/engaged fitting	new	35	per pair
162PCIV11230	Fire door fitting	new	35	per pair
162PCIX01230	Standard door fitting	new	35	per pair
162PCIX06230	Lever handle	new	35	per pair
162PCIX02230	Vacant/engaged fitting	new	35	per pair
162PCIX11230	Fire door fitting	new	35	per pair
162PCM01.230	Standard door fitting	only available in Germany	21	
162PCM02.230	Vacant/engaged fitting	only available in Germany	21	
162PCM06.230	Lever handle	only available in Germany	21	
162XAB	Lever handle (B-technology)		90	per pair
162XAB01.230	Standard door fitting		87	per pair
162XAB02.230	Vacant/engaged fitting		87	per pair
162XAB03.237	Apartment door fitting		87	per pair
162XAB05.230	Vacant/engaged fitting		87	per pair

## General Information | Numerical Index

Item Number	Name	Status	Page	Unit
162XAB22.230	Front door half fitting with security escutcheon		87, 146	per piece
162XABLT	Lever handle, female part (B-technology)		90	per piece
162XADG06	Push & pull handle set		137	per pair
162XADG06D	Push & pull handle set		137	per piece
162XADG06DF	Push & pull handle set		137	per piece
162XADG06DZF	Push & pull handle set		137	per piece
162XADG06F	Push & pull handle set		137	per piece
162XADG06Z	Push & pull handle set		137	per piece
162XADG06ZDF	Push & pull handle set		137	per piece
162XADG06ZF	Push & pull handle set		137	per piece
162XADG16	Push & pull handle set		137	per pair
162XAFG.2	Window handle		210	per piece
162XAFGA.2	Window handle		210	per piece
162XAFGA.2K	Window handle		210	per piece
162XAG01.200	Standard glass door fitting, with roses		87	per pair
162XAG01.230	Standard glass door fitting, with roses		87	per pair
162XAH	Lever handle (H-technology)		90	per pair
162XAH01.230	Standard door fitting		87	per pair
162XAH01.530	Standard door fitting		89	per pair
162XAH01.640	Standard door fitting		89	per pair
162XAH02.230	Vacant/engaged fitting		87	per pair
162XAH02.530	Vacant/engaged fitting		89	per pair
162XAH03.237	Apartment door fitting		87	per pair
162XAH03.537	Apartment door fitting		89	per pair
162XAH03.646	Apartment door fitting		89	per pair
162XAH03.647	Apartment door fitting		89	per pair
162XAH05.230	Vacant/engaged fitting		87	per pair
162XAH05.530	Vacant/engaged fitting		89	per pair
162XAH11.230	Fire door fitting		87	per pair
162XAH11.530	Fire door fitting		89	per pair
162XAH11.640	Fire door fitting		89	per pair
162XAH12.230	Fire door fitting with split spindle		87	per pair
162XAH12.530	Fire door fitting with split spindle		89	per pair
162XAH12.640	Fire door fitting with split spindle		89	per pair
162XAH13.237	Apartment fire door fitting		87	per pair
162XAH13.537	Apartment fire door fitting		89	per pair
162XAH13.646	Apartment fire door fitting		89	per pair
162XAH13.647	Apartment fire door fitting		89	per pair
162XAH17.250	Backplate for locking plate of the panic bar PS160XA...		142	per piece
162XAH22.230	Front door half fitting with security escutcheon		87, 146	per piece
162XAH23.230	Front door half fitting with security escutcheon and cylinder cover		87, 146	per piece
162XAH51.640	Framed door fitting		89, 166	per piece
162XAH52.640	Framed fire door fitting		89, 166	per piece
162XAH53.016	Knob, male part, fixed	47, 91, 103, 156		per piece
162XAH53.017	Knob, male part, fixed	91, 103, 156		per piece
162XAH53.036	Knob, male part, fixed	47, 91, 103, 156		per piece
162XAH53.037	Knob, male part, fixed	91, 103, 120, 128, 156		per piece
162XAH53.046	Knob, male part, fixed	47, 91, 103, 156, 167		per piece
162XAH53.047	Knob, male part, fixed	91, 103, 156		per piece

Item Number	Name	Status	Page	Unit
162XAH53.056	Knob, male part, fixed		47, 91, 103, 156	per piece
162XAH53.057	Knob, male part, fixed		91, 103, 156	per piece
162XAHLT	Lever handle, female part (H-technology)		90, 142	per piece
162XAL01.230	Standard door fitting, flat roses	new	87	per pair
162XAL02.230	Vacant/engaged fitting, flat roses	new	87	per pair
162XAL11.230	Fire door fitting, flat roses	new	87	per pair
162XAM01.230	Standard door fitting	only available in Germany	21	
162XAM02.230	Vacant/engaged fitting	only available in Germany	21	
162XAM06.230	Lever handle	only available in Germany	21	
165XAH	Lever handle (H-technology)		90	per pair
165XAHLT	Lever handle, female part (H-technology)		90	per piece
166XAH	Lever handle (H-technology)		90	per pair
166XAHLT	Lever handle, female part (H-technology)		90	per piece
170XAB01.330	Standard door fitting		101	per pair
170XAB02.330	Vacant/engaged fitting		101	per pair
170XAB22.330	Front door half fitting with security escutcheon		101, 147	per piece
170XAFG.3	Window handle		211	per piece
170XAFGA.3	Window handle		211	per piece
170XAFGA.3K	Window handle		211	per piece
170XAG01.300	Standard glass door fitting, with roses		101	per pair
170XAG01.330	Standard glass door fitting, with roses		101	per pair
170XAH01.330	Standard door fitting		101	per pair
170XAH01.440	Standard door fitting		101	per pair
170XAH03.339	Apartment door fitting		101	per pair
170XAH03.448	Apartment door fitting		101	per pair
170XAH03.449	Apartment door fitting		101	per pair
170XAH11.330	Fire door fitting		101	per pair
170XAH11.440	Fire door fitting		101	per pair
170XAH12.330	Fire door fitting with split spindle		101	per pair
170XAH12.440	Fire door fitting with split spindle		101	per pair
170XAH13.339	Apartment fire door fitting		101	per pair
170XAH13.448	Apartment fire door fitting		101	per pair
170XAH13.449	Apartment fire door fitting		101	per pair
170XAH22.330	Front door half fitting with security escutcheon		101, 147	per piece
170XAH23.330	Front door half fitting with security escutcheon and cylinder cover		101, 147	per piece
170XAH51.340	Framed door fitting	new	101, 167	per piece
170XAH51.440	Framed door fitting		101, 167	per piece
170XAH52.340	Framed fire door fitting	new	101, 167	per piece
170XAH52.440	Framed fire door fitting		101, 167	per piece
173XAB	Lever handle (B-technology)		102	per pair
173XABLT	Lever handle, female part (B-technology)		102	per piece
173XAH	Lever handle (H-technology)		102	per pair
173XAHLT	Lever handle, female part (H-technology)		102	per piece
174XAH	Lever handle (H-technology)		102	per pair
174XAHLT	Lever handle, female part (H-technology)		102	per piece

## General Information | Numerical Index

Item Number	Name	Status	Page	Unit
180XAB01.5A0	Standard door fitting		109	per pair
180XAB02.5A0	Vacant/engaged fitting		109	per pair
180XAB22.5A0	Front door half fitting with security escutcheon		109, 148	per piece
180XAFG.5B	Window handle		212	per piece
180XAFGA.5	Window handle		212	per piece
180XAFGA.5K	Window handle		212	per piece
180XAG01.500	Standard glass door fitting, with roses		109	per pair
180XAH01.5A0	Standard door fitting		109	per pair
180XAH03.5A5	Apartment door fitting		109	per pair
180XAH22.5A0	Front door half fitting with security escutcheon		109, 148	per piece
180XAH23.5A0	Front door half fitting with security escutcheon and cylinder cover		109, 148	per piece
180XOB01.5A0	Standard door fitting		111	per pair
180XOB02.5A0	Vacant/engaged fitting		111	per pair
180XOB22.5A0	Front door half fitting with security escutcheon		111, 149	per piece
180XOB23.5A0	Front door half fitting with security escutcheon and cylinder cover		111, 149	per piece
180XOFG.5B	Window handle		213	per piece
180XO.3030G6	Pull handle		224	per piece
180XO.3030G7	Pull handle		224	per piece
18565	Retaining element		307	per piece
185XAB	Lever handle (B-technology)		112	per pair
185XABLT	Lever handle, female part (B-technology)		112	per piece
185XAH	Lever handle (H-technology)		112	per pair
185XAHLT	Lever handle, female part (H-technology)		112	per piece
185XOB	Lever handle (B-technology)		112	per pair
185XOBLT	Lever handle, female part (B-technology)		112	per piece
217.23R	Backplate (short) (R-technology)		70, 80	per pair
217.23RKN	Backplate (short) (R-technology), short stems		70, 80	per piece
217.23RNR	WC backplate (R-technology)		70, 80	per pair
219.21XAH	Backplate (short) (H-technology)		56, 90	per pair
219.21XAHKN	Backplate (short) (H-technology), short stems		56, 90	per piece
219.21XAHNR	WC Backplate (short) (H-technology)		56, 90	per pair
219.21XAHPS	Backplate for locking plate of panic bar		142	per pair
220.20SXAH	Backplate (short) (H-technology)		46	per pair
220.20SXAHKN			46	per piece
220.20SXAHNR	WC Backplate (short) (H-technology)		46	per pair
220.21XAH	Backplate (short) (H-technology)		46, 112	per pair
220.21XAHKN	Backplate (short) (H-technology), short stems		46, 112	per piece
220.21XAHNR	WC Backplate (short) (H-technology)		112	per pair
230.20E	Backplate (short) (E-technology)		72	per pair
230.20EKN	Backplate (short) (E-technology), short stems		72	per piece
230.20ENR	WC Backplate (short) (E-technology)		72	per pair
230.20R	Backplate (short) (R-technology)		70	per pair

Item Number	Name	Status	Page	Unit
230.20RKN	Backplate (short) R-technology), short stems		70	per piece
230.20RNR	WC Backplate (short) (R-technology)		70	per pair
230.21PCB	Backplate (short) (B-technology)		94	per pair
230.21PCBKN	Backplate (short) (B-technology), short stems		94	per piece
230.21PCBNR	WC Backplate (short) (B-technology)		94	per pair
230.21PCH	Backplate (short) (H-technology)		94	per pair
230.21PCHKN	Backplate (short) (H-technology), short stems		94	per piece
230.21PCHNR	WC Backplate (short) (H-technology)		94	per pair
230.21XAB	Backplate (short) (B-technology)		56, 90, 102	per pair
230.21XABKN	Backplate (short) (B-technology), short stems		56, 90, 102	per piece
230.21XABNR	WC Backplate (short) (B-technology)		56, 90, 102	per pair
230.21XAH	Backplate (short) (H-technology)		56, 90, 102	per pair
230.21XAHKN	Backplate (short) (H-technology), short stems		56, 90, 102	per piece
230.21XAHNR	WC Backplate (short) (H-technology)		56, 90, 102	per pair
230.23E	Backplate (short) (E-technology)		72	per pair
230.23EKN	Backplate (short) (E-technology), short stems		72	per piece
230.23ENR	WC Backplate (short) (E-technology)		72	per pair
230.23R	Backplate (short) (R-technology)		70, 80	per pair
230.23RKN	Backplate (short) (R-technology), short stems		70, 80	per piece
230.23RNR	WC Backplate (short) (R-technology)		70, 80	per pair
235.20E	Backplate (long) (E-technology)		72	per pair
235.20EKN	Backplate (long) (E-technology), short stems		72	per piece
235.20ENR	WC backplate (long) (E-technology)		72	per pair
235.20R	Backplate (long) (R-technology)		71	per pair
235.20RKN	Backplate (long) (R-technology), short stems		71	per piece
235.20RNR	WC backplate (long) (R-technology)		71	per pair
235.21XAH	Backplate (long) (H-technology)		57, 91	per pair
235.21XAHKN	Backplate (long) (H-technology), short stems		57, 91	per piece
235.21XAHNR	WC backplate (long) (H-technology)		57, 91	per pair
235.23E	Backplate (long) (E-technology)		72	per pair
235.23EKN	Backplate (long) (E-technology), short stems		72	per piece
235.23ENR	WC backplate (long) (E-technology)		72	per pair
235.23R	Backplate (long) (R-technology)		71, 81	per pair
235.23RKN	Backplate (long) (R-technology), short stems		71, 81	per piece
235.23RNR	WC backplate (long) (R-technology)		71, 81	per pair
236.20SXXAH	Backplate (long) (H-technology)		46	per pair
236.20SXXAHKN	Backplate long (R-technology), short stems		46	per piece
236.20SXXAHNR	WC backplate (long) (H-technology)		46	per pair
236.21XAH	Backplate (long) (H-technology)		112	per pair
236.21XAHKN	Backplate (long) (H-technology), short stems		112	per piece
236.21XAHNR	WC backplate (long) (H-technology)		112	per pair
250XAB01.130	Standard door fitting		119	per pair
250XAB02.130	Vacant/engaged fitting		119	per pair
250XAB22.130	Front door half fitting with security escutcheon		119, 150	per pair
250XAFG.1	Window handle		214	per piece
250XAH01.130	Standard door fitting		119	per pair
250XAH03.137	Apartment door fitting		119	per pair
250XAH11.130	Fire door fitting		119	per pair

## General Information | Numerical index

Item Number	Name	Status	Page	Unit
250XAH12.130	Fire door fitting with split spindle		119	per pair
250XAH13.137	Apartment fire door fitting		119	per pair
250XAH22.130	Front door half fitting with security escutcheon		119, 150	per pair
250XAH23.130	Front door half fitting with security escutcheon and cylinder cover		119, 150	per pair
250XAL01.130	Standard door fitting		119	per pair
250XAL02.130	Vacant/engaged fitting		119	per pair
250XAL06.130	Lever handle with flat rose		120	per pair
250XAL11.130	Fire door fitting		119	per pair
251XAB	Lever handle (B-technology)		120	per pair
251XABLT	Lever handle, female part (B-technology)		120	per piece
251XAH	Lever handle (H-technology)		120	per pair
251XAHLT	Lever handle, female part (H-technology)		120	per piece
260XAB01.130	Standard door fitting		127	per pair
260XAB02.130	Vacant/engaged fitting		127	per pair
260XAB22.130	Front door half fitting with security escutcheon		127, 151	per pair
260XAFG.1	Window handle		214	per piece
260XAH01.130	Standard door fitting		127	per pair
260XAH03.137	Apartment door fitting		127	per pair
260XAH11.130	Fire door fitting		127	per pair
260XAH12.130	Fire door fitting with split spindle		127	per pair
260XAH13.137	Apartment fire door fitting		127	per pair
260XAH22.130	Front door half fitting with security escutcheon		127, 151	per pair
260XAH23.130	Front door half fitting with security escutcheon and cylinder cover		127, 151	per pair
260XAL01.130	Standard door fitting		127	per pair
260XAL02.130	Vacant/engaged fitting		127	per pair
260XAL06.130	Lever handle with flat rose		128	per pair
260XAL11.130	Fire door fitting		127	per pair
261XAB	Lever handle (B-technology)		128	per pair
261XABLT	Lever handle, female part (B-technology)		128	per piece
261XAH	Lever handle (H-technology)		128	per pair
261XAHLT	Lever handle, female part (H-technology)		128	per piece
285.20R	Backplate (short) (R-technology)		71	per pair
285.20RKN	Backplate (short) (R-technology), short stems		71	per piece
285.20RNR	WC Backplate (short) (R-technology)		71	per pair
285.23R	Backplate (short) (R-technology)		71, 81	per pair
285.23RKN	Backplate (short) (R-technology), short stems		71, 81	per piece
285.23RNR	WC Backplate (short) (R-technology)		71, 81	per pair
305.122.23	Special rose		70, 72	per pair
305.20E	Lever rose (E-technology)		72	per pair
305.20EKN	Lever rose (E-technology), short stems		72	per piece
305.20R	Lever rose (R-technology)		70	per pair
305.20RKN	Lever rose (R-technology), short stems		70	per piece
305.21PCB	Lever rose (B-technology)		94	per pair
305.21PCBKN	Lever rose (B-technology), short stems		94	per piece

Item Number	Name	Status	Page	Unit
305.21PCH	Lever rose (H-technology)		94	per pair
305.21PCHKN	Lever rose (H-technology), short stems		94	per piece
305.21XAB	Lever rose (B-technology)		56, 90, 102, 113, 120, 128	per pair
305.21XABKN	Lever rose (B-technology), short stems		56, 90, 102, 113, 120, 128	per piece
305.21XAH	Lever rose (H-technology)		56, 90, 102, 113, 120, 128	per pair
305.21XAHKN	Lever rose (H-technology), short stems		56, 90, 102, 113, 120, 128	per piece
305.21XAHGL	Lever rose (H-technology) for glass door fittings		56, 90, 102, 113	per pair
305.21XAHP SKN	Lever rose (H-technology)		142	per piece
305.21XAL	Lever rose		90, 120, 128	per pair
305.23E	Lever rose (E-technology)		72	per pair
305.23EKN	Lever rose (E-technology), short stems		72	per piece
305.23PDR	Lever rose, antimicrobial		73	per pair
305.23PDRKN	Lever rose, antimicrobial, short stems		73	per piece
305.23R	Lever rose (R-technology)		70, 80	per pair
305.23RKN	Lever rose (R-technology), short stems		70, 80	per piece
306.23	Escutcheon		70, 72, 80, 94	per pair
306.23ES	Security escutcheon		70, 80, 94, 161	per pair
306.23ESF	Spacer		70, 80, 94, 161	per piece
306.23ESRC	Security escutcheon	new	70, 80, 94, 160	per piece
306.23ESZ	Security escutcheon, with cylinder cover		70, 80, 94, 161	per pair
306.23ESZF	Spacer		70, 80, 94, 162	per piece
306.23ESZRC	Security escutcheon	new	70, 80, 94, 161	per piece
306.23FS	Escutcheon for fire door fitting		70, 80, 94	per pair
306.23FSKN	Escutcheon for fire door fitting, short stems		70, 80, 94	per piece
306.23KN	Escutcheon for fire door fitting, short stems		70, 72, 80, 94	per piece
306.23NR	Rose with turn knob		70, 72, 80, 94	per pair
306.23PD	Escutcheon, antimicrobial		73	per pair
306.23PDFS	Escutcheon for fire door fitting, antimicrobial		73	per pair
306.23PDFSKN	Escutcheon for fire door fitting, short stems		73	per piece
306.23PDKN	Escutcheon for fire door fitting, short stems		73	per piece
306.23PDNR	Rose with turn knob, antimicrobial		73	per pair
306.23VI	Escutcheon	new	33, 35	per pair
306.23VINR	Rose with turn knob	new	33, 35	per pair
306.23XA	Escutcheon		56, 90, 102, 113, 120, 128	per pair
306.23XAKN	Escutcheon, short stems		56, 90, 102, 113, 120, 128	per piece
306.23XAES	Security escutcheon		56, 90, 102, 112, 120, 128, 159	per pair
306.23XAESRC	Security escutcheon	new	56, 90, 102, 112, 120, 128, 159	per piece
306.23XAESZ	Security escutcheon, with cylinder cover		56, 90, 102, 112, 120, 128, 160	per pair
306.23XAESZRC	Security escutcheon, with cylinder cover	new	56, 90, 102, 112, 120, 128, 159	per piece
306.23XAFS	Escutcheon for fire door fitting		56, 90, 102, 113, 120, 128	per pair
306.23XAFSKN	Escutcheon for fire door fitting, short stems		56, 90, 102, 113, 120, 128	per piece
306.23XAL	Escutcheon		90, 120, 128	per pair
306.23XALNR	Rose with turn knob		90, 120, 128	per pair
306.23XANB	Rose with turn knob with extended turn knob		56, 90, 113	per pair
306.23XANR	Rose with turn knob		56, 90, 102, 113, 120, 128	per pair
306.23XI	Escutcheon	new	33, 35	per pair
306.23XINR	Rose with turn knob	new	33, 35	per pair
306PCM	Escutcheon	only available in Germany	19, 21, 23	
306PCMNR	Rose with turn knob	only available in Germany	19, 21, 23	
306XAM	Escutcheon	only available in Germany	19, 21	
306XAMNR	Rose with turn knob	only available in Germany	19, 21	

## General Information | Numerical Index

Item Number	Name	Status	Page	Unit
307.20SXAB	Lever rose (B-technology)		46	per pair
307.20SXABKN	Lever rose (B-technology), short stems		46	per piece
307.20SXAH	Lever rose (H-technology)		46	per pair
307.20SXAHKN	Lever rose (H-technology), short stems		46	per piece
307.20SXAL	Lever rose		46	per pair
307.21XAB	Lever rose (B-technology)		112	per pair
307.21XABKN	Lever rose (B-technology), short stems		112	per piece
307.21XAH	Lever rose (H-technology)		112	per pair
307.21XAHKN	Lever rose (H-technology), short stems		112	per piece
308XA	Escutcheon		46, 112	per pair
308XAKN	Escutcheon		46, 112	per piece
308XAES	Security escutcheon		47, 112, 158	per pair
308XAESRC	Security escutcheon	new	47, 112, 158	per pair
308XAESZ	Security escutcheon, with cylinder cover		47, 112, 158	per pair
308XAESZRC	Security escutcheon	new	47, 112, 158	per pair
308XAFS	Escutcheon for fire door fitting		46, 112	per pair
308XAFSKN	Escutcheon for fire door fitting, short stems		46, 112	per piece
308XAL	Escutcheon		46	per pair
308XALNR	Rose with turn knob		46	per pair
308XANR	Rose with turn knob		46, 112	per pair
315.20R	Lever rose (R-technology)		70	per pair
315.20RKN	Lever rose (R-technology), short stems		70	per piece
315.21PCH	Lever rose (H-technology)		94	per pair
315.21PCHKN	Lever rose (H-technology), short stems		94	per piece
315.21XAH	Lever rose (H-technology)		57, 91, 103	per pair
315.21XAHKN	Lever rose (H-technology), short stems		57, 91, 103	per piece
315.23PDR	Lever rose		73	per pair
315.23PDRKN	Lever rose, short stems		73	per piece
315.23R	Lever rose (R-technology)		70, 81	per pair
315.23RKN	Lever rose (R-technology)		70, 81, 168	per piece
316ES	Security escutcheon		70, 81, 94, 162	per pair
316ESF	Spacer		70, 81, 94, 162	per piece
316ESZ	Security escutcheon, with cylinder cover		70, 81, 94, 162	per pair
316PDR	Escutcheon, antimicrobial		73	per pair
316PDRFS	Escutcheon for fire door fitting, antimicrobial		73	per pair
316PDRFSKN	Escutcheon for fire door fitting, antimicrobial, short stems		73	per piece
316PDRKN	Escutcheon, antimicrobial, short stems		73	per piece
316R	Escutcheon		70, 81, 94	per pair
316RFS	Escutcheon for fire door fitting		70, 81, 94	per pair
316RFSKN	Escutcheon for fire door fitting, short stems		70, 81, 94	per piece
316RKN	Escutcheon, short stems		70, 81, 94	per piece
316XAES	Security escutcheon		56, 90, 102, 160	per pair
316XAESZ	Security escutcheon, with cylinder cover		56, 90, 102, 160	per pair
316XAH	Escutcheon		57, 91, 103	per pair
316XAHKN	Escutcheon, short stems		57, 91, 103	per piece
316XAHFS	Escutcheon for fire door fitting		57, 91, 103	per pair
316XAHFSKN	Escutcheon for fire door fitting, short stems		57, 91, 103	per piece
316XAPSKN	Escutcheon for panic bar		142	per piece
317.21XAH	Lever rose (H-technology)		47	per pair

Item Number	Name	Status	Page	Unit
317.21XAHKN	Lever rose (H-technology), short stems		47	per piece
318XA	Escutcheon		47	per pair
318XAKN	Escutcheon, short stems		47	per piece
318XAES	Security escutcheon		47, 159	per pair
318XAESZ	Security escutcheon, with cylinder cover		47, 159	per pair
318XAFS	Escutcheon for fire door fitting		47	per pair
318XAFSKN	Escutcheon for fire door fitting, short stems		47	per piece
326.20L	Window rose		215	per piece
326.20XAL	Window rose		215	per piece
33.1700	Double hook for cloakroom rails		286	per piece
33.1770A	Pictogram-set		293	per piece
33.1770B	Pictogram-set		293	per piece
33.1770D	Pictogram-set		293	per piece
33.1770E	Pictogram-set		293	per piece
33.1771A	Pictogram-set		293	per piece
33.1771B	Pictogram-set		293	per piece
33.1771D	Pictogram-set		293	per piece
33.1771E	Pictogram-set		293	per piece
33.1772A	Pictogram-set		293	per piece
33.1772B	Pictogram-set		293	per piece
33.1772D	Pictogram-set		293	per piece
33.1772E	Pictogram-set		293	per piece
33.2010	Pull handle		242	
33.2020	Pull handle		243	
33.2023	Pull handle		244	
33.2070	Pull handle		245	
33.2070S	Pull handle		245	
33.7010	Cloakroom rail		288	
33.7010.6H	Cloakroom rail		288	
33.7010.6V	Cloakroom rail		288	
33.7010.7H	Cloakroom rail		288	
33.7010.7V	Cloakroom rail		288	
33.7030	Cloakroom rail		290	
33.7100A	Cloakroom rail		291	
33.7100B	Ceiling support		291	
33.7300.PB8	Cloakroom rail		287	
33.7310.6HP	Cloakroom rail		289	
33.7310.P8	Cloakroom rail		289	
33.7310.PB8	Cloakroom rail		289	
33.7332.6HL	Caterpillar large		291	per piece
33.7332.6HPL	Caterpillar large, left-facing, with pictogram holder		291	per piece
33.7332.6HPR	Caterpillar large, right-facing, with pictogram holder		291	per piece
33.7332.6HR	Caterpillar large		291	per piece
33.7336.6HL	Caterpillar small		291	per piece
33.7336.6HPL	Caterpillar small, left-facing, with pictogram holder		291	per piece
33.7336.6HPR	Caterpillar small, right-facing, with pictogram holder		291	per piece
33.7336.6HR	Caterpillar small		291	per piece
33.7410.PB8	Cloakroom rail		289	

## General Information | Numerical Index

Item Number	Name	Status	Page	Unit
33602	Hinge spacer		273, 328	per piece
39194	Latch		326	per piece
40.1710	Hook for cloakroom rails		286	per piece
40.2010	Pull handle		242	
40.2010R	Pull handle		242	
40.2020	Pull handle		243	
40.2023	Pull handle		244	
41382	Tumbler		285	per piece
42527	Key		307	per piece
477.05.100	Waste bin		308	per piece
477.05D100	Waste bin, antimicrobial		308	per piece
477.20.010	Toilet brush		306	per piece
477.20.100	Toilet brush unit		306	per piece
477.20.10005	Toilet brush unit		306	per piece
477.20D010	Toilet brush, antimicrobial		306	per piece
477.20D100	Toilet brush unit, antimicrobial		306	per piece
477.21.100	Toilet roll holder		307	per piece
477.21.150	Toilet roll holder		307	per piece
477.21.200	Spare roll holder		307	per piece
477.21D100	Toilet roll holder, antimicrobial		307	per piece
477.21D200	Spare roll holder, antimicrobial		307	per piece
477.30.020	Hook		286	per piece
477.90.010	Single hook		296, 309	per piece
477.90.015	Hook		296	per piece
477.90.025	Double hook		296	per piece
477.90.030	Single hook		296, 309	per piece
477.90.035	Coat hook		296	per piece
477.90.040	Hook		296	per piece
477.90.045	Coat hook		309	per piece
477.90.050	Triple hook		297	per piece
477.90.051	Triple hook		297	per piece
477.90.052	Triple hook		297	per piece
477.90.060	Coat hook		299	per piece
477.90.061	Coat hook		299	per piece
477.90.070	Coat hook		299	per piece
477.90.071	Coat hook		299	per piece
477.90.080	Coat hook		299	per piece
477.90.081	Coat hook		299	per piece
477.90D010	Single hook, antimicrobial		296, 309	per piece
477.90D025	Double hook, antimicrobial		296	per piece
477.90D050	Triple hook, antimicrobial		297	per piece
49444	Cover lifter		201	per piece
505340A	Renovation solution for stainless steel handles		254	per piece
506132	Support		234	per piece
506133	Support		235	per piece
506138	Support		235	per piece
507700	Adapter for panic bar		142	per pair

Item Number	Name	Status	Page	Unit
508774	3rd support CombiSystem		235	per piece
508775	4th support CombiSystem		235	per piece
509520	Adapter for panic bar	new	142	per pair
535.42ML	Flush pull		340	per piece
535.75ML	Flush pull		340	per piece
53712	Guiding sleeve			per piece
538.60ML	Flush pull		340	per piece
538.75ML	Flush pull		340	per piece
538.90ML	Flush pull		340	per piece
539	Flush pull		341	per piece
542	Flush pull		341	per piece
548.01	Backplate		332	per pair
548.02	Counter washer		333	per pair
548.106	Furniture handle ø 10 mm		332	per piece
548.110	Furniture handle ø 10 mm		332	per piece
548.13.128	Furniture handle ø 13 mm		334	per piece
548.13.192	Furniture handle ø 13 mm		334	per piece
548.13.96	Furniture handle ø 13 mm		334	per piece
548.138	Furniture handle ø 10 mm		333	per piece
548.13H	Hook		334	per piece
548.13RS	Backplate		334	per pair
548.16.192	Furniture handle ø 16 mm		335	per piece
548.16.288	Furniture handle ø 16 mm		335	per piece
548.17.128	Furniture handle		336	per piece
548.17.128.4	Furniture handle		336	per piece
548.17.64GKW	Furniture handle		336	per piece
548.17.96	Furniture handle		336	per piece
548.17.96.4	Furniture handle		336	per piece
548.74	Furniture handle ø 10 mm		332	per piece
548.86	Furniture handle ø 10 mm		332	per piece
548RD42	Furniture handle ø 10 mm		333	per piece
548RD50	Furniture handle ø 10 mm		333	per piece
54964	Stabilization set		234	per piece
550.23T.41	Pull handle		241, 327	per piece
550.250GKLT	Pull handle		237	per piece
550.250LT	Pull handle		236	per piece
550.300GKWLT	Pull handle		238	per piece
550.33GKLT	Pull handle		237	per piece
550.33GKRLT	Pull handle		240	per piece
550.33GKWLT	Pull handle		238	per piece
550.33KSLT	Pull handle		239	per piece
550.33LT	Pull handle		236	per piece
550.33PDGKLT	Pull handle, antimicrobial		237	per piece
550.33PDLT	Pull handle, antimicrobial		236	per piece
550.40GKLT	Pull handle		237	per piece
550.40KSLT	Pull handle		239	per piece
550GKLT	Pull handle		237	per piece
550KRKIGA	Pull handle		241, 327	per piece
550KRLT	Pull handle		240	per piece

## General Information | Numerical Index

Item Number	Name	Status	Page	Unit
550LT	Pull handle		236	per piece
552	Handle		335	per piece
554	Glass rebated key		215	per piece
557.13	Cupboard knob		338	per piece
557.20	Cupboard knob		338	per piece
557.23	Cupboard knob		338	per piece
557.32	Cupboard knob		339	per piece
557.32.4	Cupboard knob		339	per piece
557.32.6	Cupboard knob		339	per piece
557.32.7	Cupboard knob		339	per pair
557.32K	Knob		339	per piece
557.50	Cupboard knob		339	per piece
557.50.6	Cupboard knob		339	per piece
557.50.7	Cupboard knob		339	per pair
557.50K	Knob		339	per piece
557.55	Cupboard knob		339	per piece
557.55.6	Cupboard knob		339	per piece
557.55.7	Cupboard knob		339	per pair
559.23	Cupboard knob		338	per piece
570.1	Coat hanger		292	per piece
570.2	Coat hanger		292	per piece
570.3	Coat hanger		292	per piece
570.4	Coat hanger		292	per piece
571.3	Coat hanger		292	per piece
571.4	Coat hanger		292	per piece
59705	Key		201	per piece
60.9R	Lever spindle		200	per piece
60173	Brush container, synthetic material		323	per piece
610	Door stop		270	per piece
611.30	Door stop		270	per piece
611.60	Door stop		270	per piece
611.90	Door stop		270	per piece
611.105	Door stop		270	per piece
611XA.15	Door stop		269	per piece
611XA.30	Door stop		269	per piece
611XA.65	Door stop		269	per piece
615	Door stop		270	per piece
620.1	Door stop		270	per piece
620.2	Door stop		270	per piece
620.3	Door stop		270	per piece
625	Door stop		270	per piece
625.1	Fußplatte		269, 270	per piece
625XA	Door stop		269	per piece
63500	Brush container, crystal glass		323	per piece
63510	Rose		323, 325	per piece
63511	Rose		323, 325	per piece

Item Number	Name	Status	Page	Unit
63512	Rose		324, 325	per piece
63513	Rose		324, 325	per piece
63518	Rose		324	per piece
63519	Rose		324	per piece
63700	Centring punch		201	per piece
680.010	Interior flap for letter plate		266	per piece
680.010.1	Interior flap for letter plate		266	per piece
680.100	Letter plate		266	per piece
680.110	Letter plate		266	per piece
680.110.1	Letter plate		266	per piece
680.111	Letter plate		266	per piece
680.111.1	Letter plate		266	per piece
680.112	Letter plate		266	per piece
680.112.1	Letter plate		266	per piece
685.1.11	Door bell panel		267	per piece
685.1.21	Door bell panel		267	per piece
69.6B	Lever spindle		200	per piece
70.9R	Spindle		200	per piece
702.165.0	House numerals		267	per piece
702.165.1	House numerals		267	per piece
702.165.2	House numerals		267	per piece
702.165.3	House numerals		267	per piece
702.165.4	House numerals		267	per piece
702.165.5	House numerals		267	per piece
702.165.6	House numerals		267	per piece
702.165.7	House numerals		267	per piece
702.165.8	House numerals		267	per piece
702.165.9	House numerals		267	per piece
702.165.A	House numerals		267	per piece
702.165.B	House numerals		267	per piece
702.165.BS	House numerals		267	per piece
702.165.C	House numerals		267	per piece
702.165.D	House numerals		267	per piece
710XA.150.1	Symbol male,		264	per piece
710XA.150.2	Symbol female		264	per piece
710XA.150.3	Symbol accessibility		264	per piece
711D	Symbol push		265	per piece
711DXA	Symbol push		264	per piece
711Z	Symbol pull		265	per piece
711ZXA	Symbol pull		264	per piece
713	Pictogram-holder		285	per piece
713.5	Pictogram-holder		285	p. Set
72.3PS	Spindle for anti-panic lock with split follower		147	per piece
72.3R	Spindle for anti-panic lock with split follower		200	per piece
72.7B	Spindle		200	per piece
72.9PS	Spindle		147	per piece
72.9R	Spindle		200	per piece

## General Information | Numerical Index

Item Number	Name	Status	Page	Unit
73.1	Spindle		200	per piece
79.6B	Spindle		200	per piece
800.03.400	Tumbler rack with hooks, 4 places	new	282	per piece
800.03.401	Tumbler rack, 4 places	new	283	per piece
800.03.410	Extension set tumbler rack with hooks, 4 places	new	282	per piece
800.03.411	Extension set tumbler rack, 4 places	new	283	per piece
800.20.01090	Toilet brush		320	per piece
800.20.01091	Toilet brush		320	per piece
800.20.01099	Toilet brush		320	per piece
800.20.10041	Toilet brush unit		318	per piece
800.20.10045	Toilet brush unit		318	per piece
800.20.20090	Toilet brush unit		320	per piece
800.20.20091	Toilet brush unit		320	per piece
800.20.20099	Toilet brush unit		320	per piece
800.21.10040	Toilet roll holder		319	per piece
800.21.11040	Toilet roll holder		318	per piece
800.21.11090	Toilet roll holder		320	per piece
800.21.30040	Spare roll holder		319	per piece
800.90.01040	Hook		319	per piece
800.90.01090	Hook		321	per piece
800.90.02040	Hook		319	per piece
800.90.02090	Hook		321	per piece
800.90.03090	Single hook		322	per piece
800.90.03091	Single hook		295, 322	per piece
800.90.03099	Single hook		295, 322	per piece
800.90.04090	Double hook		322	per piece
800.90.04091	Double hook		295, 322	per piece
800.90.04099	Double hook		295, 322	per piece
800.90.05090	Triple hook		322	per piece
800.90.05091	Triple hook		295, 322	per piece
800.90.05099	Triple hook		295, 322	per piece
800.90.06040	Double hook		319	per piece
800N	Door vent		271	per piece
800PSB	Door vent		271	per piece
801.90.010	Single hook		298	per piece
801.90.020	Double hook		298	per piece
801.90.030	Double coat hook		297	per piece
801.90.031	Double coat hook with pictogram-holder		297	per piece
801.90.040	Double coat hook		298	per piece
801.90D010	Single hook, antimicrobial		298	per piece
801.91.010	Symbol male		265	per piece
801.91.020	Symbol female		265	per piece
801.91.030	Symbol accessibility		265	per piece
805.05.200	Hygiene waste bin		315	per piece
805.05.210	Hygiene combination		315	per piece
805.06.700	Hygiene bag dispenser		314	per piece
805.20.010	Toilet brush		310	per piece
805.20.020	Toilet brush		304	per piece
805.20.100	Toilet brush unit		310	per piece
805.20.200	Toilet brush unit		312	per piece

Item Number	Name	Status	Page	Unit
805.21.100	Toilet roll holder		311	per piece
805.21.200	Spare roll holder		311	per piece
805.21.500	Toilet roll holder		312	per piece
805.21.550	Toilet roll holder, double		313	per piece
805.21.600	Large toilet roll holder		314	per piece
805.90.011	Single hook		294, 311	per piece
805.90.025	Double hook		294, 311	per piece
805.90.030	Single hook		294, 311	per piece
805.90.100	Single hook		313	per piece
805.90.110	Single hook		313	per piece
805.90.120	Double hook		313	per piece
815.20.100	Toilet brush unit		323	per piece
815.20.10005	Toilet brush unit		323	per piece
815.20.10090	Toilet brush unit		323	per piece
815.20.10095	Toilet brush unit		323	per piece
815.21.100	Toilet roll holder		324	per piece
815.21.10090	Toilet roll holder		324	per piece
815.21.200	Toilet roll holder with lid		324	per piece
815.21.20090	Toilet roll holder with li		324	per piece
815.21.300	Spare roll holder		324	per piece
815.21.30090	Spare roll holder		324	per piece
815.21.310	Spare roll holder, double		325	per piece
815.21.31090	Spare roll holder, double		325	per piece
815.90.010	Hook		325	per piece
815.90.01090	Hook		325	per piece
815.90.020	Double hook		325	per piece
815.90.02090	Double hook		325	per piece
850.300	Locking system		326	per piece
850.301	Locking system		326	per piece
850.350	Locking system		326	per piece
850.500	Counter stay		326	per piece
921037	Spare brush head		306, 310	per piece
921038	Spare brush head		306, 310	p. Set
921044	Spare brush head		306, 310	p. Set
921050	Spare brush head		304, 316, 318, 320	per piece
921051	Spare brush head		304, 316, 318, 320	per piece
921052	Spare brush head		304, 316, 318, 320	per piece
950.90.01050	Single hook		300	per piece
950.90.02550	Double hook		300	per piece
AF50.1	Hinge spacer		273, 328	per piece
B8107.100	Triple-roll hinge		274	per piece
B8107.160	Triple-roll hinge		274	per piece
B8107.160FS	Triple-roll hinge		274	per piece
B9107.100	Triple-roll hinge		275	per piece
B9107.160	Triple-roll hinge		275	per piece
B9107.160FS	Triple-roll hinge		275	per piece
B9505.50L	Screw-on hinge		273, 328	per piece

## General Information | Numerical Index

Item Number	Name	Status	Page	Unit
B9505.50R	Screw-on hinge		273, 328	per piece
B9505.75LF	Screw-on hinge (spring hinge)		273, 328	per piece
B9505.75LK	Screw-on hinge		273, 328	per piece
B9505.75RF	Screw-on hinge (spring hinge)		273, 328	per piece
B9505.75RK	Screw-on hinge		273, 328	per piece
BA1.30PA	Fixing type 1...PA		255	per piece
BA1.30STG	Fixing type 1...STG		255	per piece
BA1.33PA	Fixing type 1...PA		255	per piece
BA1.33STG	Fixing type 1...STG		255	per piece
BA1.40PA	Fixing type 1...PA		255	per piece
BA2.30PA	Fixing type 2...PA		255	per piece
BA2.30STG	Fixing type 2...STG		255	per piece
BA2.33PA	Fixing type 2...PA		255	per piece
BA2.33STG	Fixing type 2...STG		255	per piece
BA2.40PA	Fixing type 2...PA		255	per piece
BA20.4	Fixing type 4		328	per piece
BA4.08.12	Fixing type 4.08.12		252	per piece
BA4.08.12XA2	Fixing type 4.08.12X...		252	per piece
BA4.08.12XA3	Fixing type 4.08.12X...		252	per piece
BA4.08.12XA3R	Fixing type 4...		252	per piece
BA4.12.20	Fixing type 4...		252	per piece
BA4.12.20R	Fixing type 4...		252	per piece
BA4.12.20XA2	Fixing type 4...X...		252	per piece
BA4.12.20XA3	Fixing type 4...X...		252	per piece
BA4.12.20XA3R	Fixing type 4...X...		252	per piece
BA4.20.30	Fixing type 4...		252	per piece
BA4.20.30R	Fixing type 4...		252	per piece
BA4.20.30XA2	Fixing type 4...X...		252	per piece
BA4.20.30XA3	Fixing type 4...X...		252	per piece
BA4.20.30XA3R	Fixing type 4...X...		252	per piece
BA4.30.40	Fixing type 4...		252	per piece
BA4.30.40R	Fixing type 4...		252	per piece
BA4.30.40XA2	Fixing type 4...X...		252	per piece
BA4.30.40XA3	Fixing type 4...X...		252	per piece
BA4.30.40XA3R	Fixing type 4...X...		252	per piece
BA4.40.50	Fixing type 4...		252	per piece
BA4.40.50R	Fixing type 4...		252	per piece
BA4.40.50XA2	Fixing type 4...X...		252	per piece
BA4.40.50XA3	Fixing type 4...X...		252	per piece
BA4.40.50XA3R	Fixing type 4...X...		252	per piece
BA4.50.60	Fixing type 4...		252	per piece
BA4.50.60R	Fixing type 4...		252	per piece
BA4.50.60XA2	Fixing type 4...X...		252	per piece
BA4.50.60XA3	Fixing type 4...X...		252	per piece
BA4.50.60XA3R	Fixing type 4...X...		252	per piece
BA4.60.70	Fixing type 4...		252	per piece
BA4.60.70R	Fixing type 4...		252	per piece
BA4.60.70XA2	Fixing type 4...X...		252	per piece
BA4.60.70XA3	Fixing type 4...X...		252	per piece
BA4.60.70XA3R	Fixing type 4...X...		252	per piece
BA4.70.80	Fixing type 4...		252	per piece

Item Number	Name	Status	Page	Unit
BA4.70.80R	Fixing type 4...		252	per piece
BA4.70.80XA2	Fixing type 4...X...		252	per piece
BA4.70.80XA3	Fixing type 4...X...		252	per piece
BA4.70.80XA3R	Fixing type 4...X...		252	per piece
BA4.80.90	Fixing type 4...		252	per piece
BA4.80.90R	Fixing type 4...		252	per piece
BA4.80.90XA2	Fixing type 4...X...		252	per piece
BA4.80.90XA3	Fixing type 4...X...		252	per piece
BA4.80.90XA3R	Fixing type 4...X...		252	per piece
BA5.0	Fixing type 5.0		251	per piece
BA5.0.35.40	Fixing type 5.0...		253	per piece
BA5.0.40.45	Fixing type 5.0...		253	per piece
BA5.0.45.50	Fixing type 5.0...		253	per piece
BA5.0.50.55	Fixing type 5.0...		253	per piece
BA5.0.55.70	Fixing type 5.0...		253	per piece
BA5.0.70.85	Fixing type 5.0...		253	per piece
BA5.1	Fixing type 5.1...		250	per piece
BA5.1.55.70	Fixing type 5.1...		253	per piece
BA5.1.55.70R	Fixing type 5.1...		253	per piece
BA5.1.70.85	Fixing type 5.1...		253	per piece
BA5.1.70.85R	Fixing type 5.1...		253	per piece
BA5.1G	Fixing type 5.1...		250	per piece
BA5.1GR	Fixing type 5.1...		250	per piece
BA5.1R	Fixing type 5.1...		250	per piece
BA5.2	Fixing type 5.2...		250	per piece
BA5.2.38.43	Fixing type 5.2...		253	per piece
BA5.2.38.43R	Fixing type 5.2...		253	per piece
BA5.2.43.48	Fixing type 5.2...		253	per piece
BA5.2.43.48R	Fixing type 5.2...		253	per piece
BA5.2.48.55	Fixing type 5.2...		253	per piece
BA5.2.48.55R	Fixing type 5.2...		253	per piece
BA5.2R	Fixing type 5.2...		250	per piece
BA5.3L16	Fixing type 5.3...		250	per piece
BA5.3L16R	Fixing type 5.3...		250	per piece
BA5.3L17	Fixing type 5.3...		250	per piece
BA5.3L17R	Fixing type 5.3...		250	per piece
BA5.3L18	Fixing type 5.3...		250	per piece
BA5.3L18R	Fixing type 5.3...		250	per piece
BA5.3L19	Fixing type 5.3...		250	per piece
BA5.3L19R	Fixing type 5.3...		250	per piece
BA5.3L20	Fixing type 5.3...		250	per piece
BA5.3L20R	Fixing type 5.3...		250	per piece
BA5.3L21	Fixing type 5.3...		250	per piece
BA5.3L21R	Fixing type 5.3...		250	per piece
BA5.3L22	Fixing type 5.3...		250	per piece
BA5.3L22R	Fixing type 5.3...		250	per piece
BA5.3L23	Fixing type 5.3...		250	per piece
BA5.3L23R	Fixing type 5.3...		250	per piece
BA5.3L24	Fixing type 5.3...		250	per piece
BA5.3L24R	Fixing type 5.3...		250	per piece
BA5.3L25	Fixing type 5.3...		250	per piece
BA5.3L25R	Fixing type 5.3...		250	per piece

## General Information | Numerical Index

Item Number	Name	Status	Page	Unit
BA5.3L26	Fixing type 5.3...		250	per piece
BA5.3L26R	Fixing type 5.3...		250	per piece
BA5.3L27	Fixing type 5.3...		250	per piece
BA5.3L27R	Fixing type 5.3...		250	per piece
BA5.3L28	Fixing type 5.3...		250	per piece
BA5.3L28R	Fixing type 5.3...		250	per piece
BA5.3L29	Fixing type 5.3...		250	per piece
BA5.3L29R	Fixing type 5.3...		250	per piece
BA5.3L30	Fixing type 5.3...		250	per piece
BA5.3L30R	Fixing type 5.3...		250	per piece
BA5.3L31	Fixing type 5.3...		250	per piece
BA5.3L31R	Fixing type 5.3...		250	per piece
BA5.7.08.13R	Fixing type 5.7...		235	per piece
BA5.7.1	Fixing type 5.7...		250	per piece
BA5.7.13.18R	Fixing type 5.7...		235	per piece
BA5.7.18.23R	Fixing type 5.7...		235	per piece
BA5.7.1R	Fixing type 5.7...		250	per piece
BA5.7.2	Fixing type 5.7...		250	per piece
BA5.7.23.28R	Fixing type 5.7...		235	per piece
BA5.7.28.33R	Fixing type 5.7...		235	per piece
BA5.7.2R	Fixing type 5.7...		250	per piece
BA5.7.33.38R	Fixing type 5.7...		235	per piece
BA5.7.38.43	Fixing type 5.7...		235	per piece
BA5.7.38.43R	Fixing type 5.7...		235	per piece
BA5.7.3L16	Fixing type 5.7.3L...		250	per piece
BA5.7.3L16R	Fixing type 5.7.3L...		250	per piece
BA5.7.3L17	Fixing type 5.7.3L...		250	per piece
BA5.7.3L17R	Fixing type 5.7.3L...		250	per piece
BA5.7.3L18	Fixing type 5.7.3L...		250	per piece
BA5.7.3L18R	Fixing type 5.7.3L...		250	per piece
BA5.7.3L19	Fixing type 5.7.3L...		250	per piece
BA5.7.3L19R	Fixing type 5.7.3L...		250	per piece
BA5.7.3L20	Fixing type 5.7.3L...		250	per piece
BA5.7.3L20R	Fixing type 5.7.3L...		250	per piece
BA5.7.3L21	Fixing type 5.7.3L...		250	per piece
BA5.7.3L21R	Fixing type 5.7.3L...		250	per piece
BA5.7.3L22	Fixing type 5.7.3L...		250	per piece
BA5.7.3L22R	Fixing type 5.7.3L...		250	per piece
BA5.7.3L23	Fixing type 5.7.3L...		250	per piece
BA5.7.3L23R	Fixing type 5.7.3L...		250	per piece
BA5.7.3L24	Fixing type 5.7.3L...		250	per piece
BA5.7.3L24R	Fixing type 5.7.3L...		250	per piece
BA5.7.3L25	Fixing type 5.7.3L...		250	per piece
BA5.7.3L25R	Fixing type 5.7.3L...		250	per piece
BA5.7.3L26	Fixing type 5.7.3L...		250	per piece
BA5.7.3L26R	Fixing type 5.7.3L...		250	per piece
BA5.7.3L27	Fixing type 5.7.3L...		250	per piece
BA5.7.3L27R	Fixing type 5.7.3L...		250	per piece
BA5.7.3L28	Fixing type 5.7.3L...		250	per piece
BA5.7.3L28R	Fixing type 5.7.3L...		250	per piece
BA5.7.3L29	Fixing type 5.7.3L...		250	per piece
BA5.7.3L29R	Fixing type 5.7.3L...		250	per piece

Item Number	Name	Status	Page	Unit
BA5.7.3L30	Fixing type 5.7.3L...		250	per piece
BA5.7.3L30R	Fixing type 5.7.3L...		250	per piece
BA5.7.3L31	Fixing type 5.7.3L...		250	per piece
BA5.7.3L31R	Fixing type 5.7.3L...		250	per piece
BA5.7.43.48	Fixing type 5.7...		253	per piece
BA5.7.43.48R	Fixing type 5.7...		253	per piece
BA5.7.48.55	Fixing type 5.7...		253	per piece
BA5.7.48.55R	Fixing type 5.7...		253	per piece
BA5.7.55.70	Fixing type 5.7...		253	per piece
BA5.7.55.70R	Fixing type 5.7...		253	per piece
BA5.7.70.85	Fixing type 5.7...		253	per piece
BA5.7.70.85R	Fixing type 5.7...		253	per piece
BA55.70	Upgrade set		253	per piece
BA55.70R	Upgrade set		253	per piece
BA6.3.25	Fixing type 6.3...		251	per piece
BA6.3.25R	Fixing type 6.3...		251	per piece
BA6.3.35	Fixing type 6.3...		251	per piece
BA6.3.35R	Fixing type 6.3...		251	per piece
BA6.3.60	Fixing type 6.3...		251	per piece
BA6.3.60R	Fixing type 6.3...		251	per piece
BA6.7	Fixing type 6.7...		251	per piece
BA6.7R	Fixing type 6.7...		251	per piece
BA70.85	Upgrade set		253	per piece
BA70.85R	Upgrade set		253	per piece
BA8.08.12	Fixing type 8.08.12		254	per piece
BA8.08.12X	Fixing type 8.08.12X		254	per piece
BA8.12.20	Fixing type 8...		254	per piece
BA8.12.20R	Fixing type 8...		254	per piece
BA8.20.30	Fixing type 8...		254	per piece
BA8.20.30R	Fixing type 8...		254	per piece
BA8.30.40	Fixing type 8...		254	per piece
BA8.30.40R	Fixing type 8...		254	per piece
BA8.40.50	Fixing type 8...		254	per piece
BA8.40.50R	Fixing type 8...		254	per piece
BA8.50.60	Fixing type 8...		254	per piece
BA8.50.60R	Fixing type 8...		254	per piece
BA8.60.70	Fixing type 8...		254	per piece
BA8.60.70R	Fixing type 8...		254	per piece
BA8.70.80	Fixing type 8...		254	per piece
BA8.70.80R	Fixing type 8...		254	per piece
BA8.80.90	Fixing type 8...		254	per piece
BA8.80.90R	Fixing type 8...		254	per piece
BA9.1.15.20	Fixing type 9.1...		251	per piece
BA9.1.18.23	Fixing type 9.1...		251	per piece
BL305.6.00	Installation jig		201	per piece
BL305.6.10U	Installation jig		201	per piece
BL850.300	Installation jig		326	per piece
BM1106	Mounting material for framed doors (10 pieces)		201	per piece

## General Information | Numerical Index

Item Number	Name	Status	Page	Unit
BM1182	Fixing material for partition waal doors		273, 328	p. Set
BM1183	Fixing material for partition waal doors		273, 328	p. Set
FSDG550.08	Push & pull handle set		136	per pair
FSDG550.08D	Push & pull handle set		136	per piece
FSDG550.08DF	Push & pull handle set		136	per pair
FSDG550.08F	Push & pull handle set		136	per piece
FSDG550.08Z	Push & pull handle set		136	per piece
FSDG550.08ZF	Push & pull handle set		136	per pair
FSDG550.18	Push & pull handle set		136	per piece
GL0501PC000K	Symbol 55 x 55 mm, blanc		263	per piece
GL0501PC150K	Symbol push		263	per piece
GL0501PC160K	Symbol pull		263	per piece
GL0501XA000K	Symbol 55 x 55 mm, blanc		262	per piece
GL0501XA150K	Symbol push		262	per piece
GL0501XA160K	Symbol pull		262	per piece
GL0601PC010K	Symbol guide male		263	per piece
GL0601PC020K	Symbol guide female		263	per piece
GL0601PC030K	Symbol guide accessibility		263	per piece
GL0601PC040K	Symbol guide male and female		263	per piece
GL0601XA010K	Symbol guide male		262	per piece
GL0601XA020K	Symbol guide female		262	per piece
GL0601XA030K	Symbol guide accessibility		262	per piece
GL0601XA040K	Symbol guide male and female		262	per piece
GL0901PC000K	Signage guide, guide blanc		263	per piece
GL0901PC010K	Signage guide, guide male		263	per piece
GL0901PC020K	Signage guide, guide female		263	per piece
GL0901PC030K	Signage guide, guide accessibility		263	per piece
GL0901PC040K	Signage guide, guide male and female		263	per piece
GL0901XA000K	Signage guide, guide blanc		262	per piece
GL0901XA010K	Signage guide, guide male		262	per piece
GL0901XA020K	Signage guide, guide female		262	per piece
GL0901XA030K	Signage guide, guide accessibility		262	per piece
GL0901XA040K	Signage guide, guide male and female		262	per piece
MV72	Installation jig			per piece
PS111XA10	Panic bar to EN 1125		141	per piece
PS111XA20	Panic bar to EN 1125		141	per piece
PS111XA30	Panic bar to EN 1125, BKS		141	per piece
PS111XA40	Panic bar to EN 1125, BKS		141	per piece
PS160XA10	Panic bar to EN 1125		140	per piece
PS160XA20	Panic bar to EN 1125		140	per piece
PS160XA30	Panic bar to EN 1125, BKS		140	per piece
PS160XA40	Panic bar to EN 1125, BKS		140	per piece
S39184	Push/pull handle set		136	per piece
S39185	Push/pull handle set		136	per piece
TS.200	Door protector		271	per piece
TS.200SK	Door protector		271	per piece
TS.SO15	Door protector		271	per piece

Item Number	Name	Status	Page	Unit
TS.SO15SK	Door protector		271	per piece
TS.SO15SKU	Door protector		271	per piece
TS.SO15U	Door protector		271	per piece
TS.SO20	Door protector		271	per piece
TS.SO20SK	Door protector		271	per piece
TS.SO20SKU	Door protector		271	per piece
TS.SO20U	Door protector		271	per piece
ZF27	Cutter and centre bit		201	per piece
ZF27HM	Cutter and centre bit		201	per piece

**PREMIUM QUALITY**

Selected materials and careful workmanship ensure durable products of outstanding quality. HEWI has always produced its polyamide products in its own factory in North Hesse, Germany. As a premium brand, HEWI offers high-quality, long-lasting system solutions and enables consistent design throughout, from the entrance door through to the sanitary room.

**CE CODING PURSUANT TO THE MEDICAL PRODUCTS ACT**

Medical products are subject to directive 93/42 EEC and are legally required to be marked with the letters 'CE'. The CE seal may only be used if the product in question has successfully completed the CE conformity evaluation procedure. The guarantee that safety standards are adhered to is, therefore, given in the case of HEWI marked products.

**GS-TESTED SAFETY**

Our cloakroom products are subject to voluntary testing. With HEWI you therefore acquire tested safety (and hence the GS abbreviation). For you this means: you can depend on HEWI products always satisfying the current safety standards and in most cases they even exceed them.

**SUSTAINABILITY**

Resource-saving methods, the highest quality and extreme durability contribute to the development of environmentally friendly products. At HEWI each work step is tested for environmental compatibility and optimized if necessary. Since 1998 the HEWI environmental management system is international standard. HEWI products can be recycled.



**CERTIFICATIONS**

The following certifications have been confirmed by accredited certification firms for the scope: development, production and sale of signage systems, hardware, electronic locking systems, handrails, sanitary accessories and accessibility products as well as injection moulding products made of synthetic materials including the necessary moulds and resources:

**EN ISO 9001**

As early as 1994 all our corporate processes were already being performed in accordance with DIN EN ISO 9001 quality guidelines. As a result, we are committed to the highest quality at all product stages, from the planning to the development through to manufacturing and shipping. For you, this means, at HEWI you always get top quality.

**EN ISO 14001**

HEWI's environmental management system conforms to international standards and has been certified by accredited companies since 1998. These long life cycles and the longterm strategy of using timeless designs contribute to relieving the environment.

**EN ISO 50001**

Through a consistent energy management, we are committed to systematically exploit potential energy savings in business and purposefully implement measures. Since 2014 supports a comprehensive energy management system to continuously improve our energy performance.

**EN ISO 13485**

Since 2006, HEWI has also had a quality management system certificate for medical devices, which includes design & development, manufacture and sale of barrier-free products as well as sanitary accessories with therapeutic and physical effect.

Copies of the certificates can be issued on request.

**AIR SECURITY – KNOWN CONSIGNOR**

Confirmed by the German Federal Aviation Authority ("Luftfahrt Bundesamt"), HEWI has had "Known Consignor" status since 2013. We are therefore entitled to ship cargo by air in a simplified and secure way.

**SAFETY WITH SYSTEM**

Of the 14,000 member companies, around 80 have the much sought-after quality seal for occupational safety – since June HEWI has also been one of them. With the audit, the company's entire occupational safety organisation is optimised and in this way, accidents and stoppages are reduced.

**PARTNERS**

HEWI is actively involved in a broad-based network and is therefore a member of diverse associations.



**DELIVERY PERIODS**

The delivery periods (LZ) named in our order confirmations are given in workdays and cover the time from the receipt of the order until dispatch. The delivery periods given relate to standard commercial delivery quantities. They do not apply to the colours marked on the jacket flap.

**MINIMUM ORDER VALUE**

The minimum purchase order value amounts to EUR 100. For orders lower than EUR 100 we debit a surcharge of EUR 15.

**EXPRESS ORDERS**

The extra freight costs for express orders/scheduled goods are at the expense of the invoice recipient.

**NEUTRAL DISPATCH**

A lump sum extra cost of EUR 15 is charged for dispatch of a delivery with a net goods value up to EUR 150.00 to a delivery address that differs from the order address.

**MAX. SURCHARGES**

The maximum total surcharge for small order + express order + neutral dispatch is EUR 30.

**LUMP SUM FREIGHT CHARGE**

We add a lump sum freight charge of EUR 4.50 for dispatch of a delivery up to EUR 250.00 net goods value. From EUR 250.00 net goods value the delivery is made carriage paid.

**POLYAMIDE**

High gloss surfaces and brilliant colours characterize the HEWI products made of high-quality polyamide. The non-porous surface is easy to clean. Polyamide is extremely robust. A corrosion resistant steel core of the lever handle increases stability. We will send you care instructions as PDF. These can be requested under [international@hewi.com](mailto:international@hewi.com).

**STAINLESS STEEL**

Stainless steel has a non-porous and therefore particularly hygienic surface. Minimal maintenance requirements sufficient to prevent dirt, bacteria or microorganisms accumulate on the surface. The material is extremely robust and resistant to scratches. We will send you care instructions as PDF. These can be requested under [international@hewi.com](mailto:international@hewi.com).

# International Terms and Conditions of Sale

## § 1 Applicability of these International Terms and Conditions of Sale

1. The terms and conditions set out in these International Terms and Conditions of Sale shall form an integral part of the Contract of Sale and apply, if the buyer's relevant place of business is outside of Germany. These International Terms and Conditions of Sale apply exclusively. The buyer's terms and conditions which conflict or differ from these International Terms and Conditions of Sale and/or from the legal provisions do not apply, even if we do not object to them or render performance or accept the buyer's performance.

2. These Terms and Conditions of Sale do not apply if the goods are bought for personal, family or household use and we knew or ought to have known at any time before or at conclusion of the Contract of Sale that the goods were bought for any such use. The buyer declares that the goods are not bought for personal, family or household use.

## § 2 Formation of the Contract of Sale

1. A Contract of Sale always requires a written order of the buyer.

2. We may accept the buyer's written order with our order acknowledgement (hereinafter the "Order Acknowledgement") within 10 (ten) calendar days after receipt of the buyer's order.

## § 3 Applicable Law

1. The Contract of Sale is governed by the United Nations Conventions of 11 April 1980 on Contracts for the International Sale of Goods (UN Sales Convention / CISG) in the English version and all legal questions beyond the scope of the CISG are governed by the Swiss law of obligations (Obligationenrecht). The CISG also applies to all agreements as to the jurisdiction of courts and arbitral tribunals.

2. Should commercial terms be used the Incoterms® 2010 of the International Chamber of Commerce apply taking into account the provisions stipulated in these International Terms and Conditions of Sale.

## § 4 Specifications of the goods; Third party rights

1. The goods to be delivered have to conform to the specifications and quality requirements set out in the Order Acknowledgement. To the extent no specifications or quality requirements are stated in the Order Acknowledgement, the goods conform with the contract if they are fit for the purpose which is usual in Germany and fit for the purpose for which goods of the same description are usually used for in Germany. Unless otherwise explicitly agreed to, the goods do not have to conform to any laws or regulations existing outside of Germany.

2. Should the buyer intend to use the goods in circumstances which are unusual or which could entail a particular risk to the safety and health of any person or to the environment, the buyer has to inform us in writing

about these intentions before concluding the Contract of Sale.

3. Rights and claims of third parties (in particular rights and claims based on title or industrial property rights) only constitute a defect in title if these rights and/or claims are in force and registered in Germany and impede the use of the goods in Germany.

## § 5 Obligation to deliver; Passing of risk

1. We have to deliver the goods referred to in the Order Acknowledgement including a packaging that is suitable for the means of transportation.

2. Delivery has to be made FCA Incoterms 2010 at our premises in 34454 Bad Arolsen/Germany. We are not obliged to contract for carriage and we are not obliged to inform the buyer that the goods have been delivered or that the carrier or another person nominated by the buyer has failed to take the goods within the time agreed. We are however entitled to contract for carriage in our own name at the buyer's risk and expense; the costs resulting therefrom will be charged to the buyer with the invoice. We are also entitled to contract for carriage on behalf of the buyer at the buyer's risk and expense. In all such instances where we contract for carriage at buyer's risk and expense, the place of performance for delivery will be 34454 Bad Arolsen/Germany.

3. Adherence to the delivery date respectively the delivery period stated in the Order Acknowledgement is not of the essence and non-adherence to the delivery date or the delivery period respectively does not constitute a fundamental breach of contract. If delivery periods are agreed to, we reserve the right to determine the exact delivery time within the delivery period.

4. All delivery dates and delivery periods are dependent upon the buyer performing all of his obligations in due time. In particular, the buyer has to procure or confirm any necessary permits, drawings etc. and make agreed payments in due time.

5. We are entitled to make partial deliveries and to invoice these separately.

6. The passing of risk takes place with delivery in accordance with § 5 sec. 2. Should the buyer fail to take delivery, the risk passes at the time the buyer fails to take delivery.

7. In addition to our statutory rights we are entitled to suspend the performance of our obligations if there are reasonable indications that the buyer will not perform his obligations under the Contract of Sale, in particular not be able to pay the agreed price in due time.

## § 6 Delivery Note, Invoice and other documents

1. We will provide the buyer with a delivery note issued according to our standard.

2. Irrespective of the Incoterms-clause used, we are not obliged to clear the goods for export. We will however

at the buyer's risk and expense apply for any necessary export licences and formalities as regards customs provided that the buyer has provided us with all necessary information.

3. We will provide the buyer only with such documents explicitly stated on the Order Acknowledgement.

## § 7 Force Majeure

Any inability to supply as a result of force majeure or other unforeseen incidents outside our responsibility including, without limitation, strike, lock out, acts of public authorities, subsequent cease of export or import opportunities shall, for their duration and in accordance with their impact, relieve us from the obligation to comply with any agreed delivery period and delivery time as well as any other obligation.

## § 8 Obligation to pay the purchase price

1. The buyer is obliged to pay the agreed purchase price to the bank account nominated by us. Insofar as pursuant to the Order Acknowledgement the packaging costs are not included in the purchase price, these costs are to be paid in addition to the purchase price. The place of payment is 34454 Bad Arolsen/Germany. Banking fees accrued outside of Germany will be borne by the buyer. The payment shall be made without any deductions and is due for payment on the date or within the time limit as stated on the Order Acknowledgement. A time limit for payment stated on the Order Acknowledgement shall be calculated from the date of invoice. In the absence of any payment dates or time limits stated on the Order Acknowledgement, payment shall be made within 30 (thirty) calendar days after date of invoice. The buyer's acceptance of the goods is no precondition for the payment to become due.

2. The agreed prices shall exclude any statutory VAT applicable at the date of delivery.

3. The buyer is only entitled to exercise a lien or to suspend his performance if this is based on the same transaction as well as based on a due and undisputed or finally adjudicated counterclaim of the buyer.

4. The buyer may only offset any claims insofar as the buyer's counterclaim is acknowledged, undisputed or assessed in a legally binding.

5. If and till such time the buyer is in arrears with payment of the purchase price, the buyer is obliged to pay interest at the rate of nine (9) percentage points above the base rate of the German Central bank per annum.

## § 9 Non-Conforming goods; Goods with a defect in title

1. The goods do not conform to the contract if at the time the risk passes they significantly deviate from the requirements set out in § 4 sec. 1 and sec. 2.

2. The goods are not free from rights or claims of third parties if at the time the risk passes they significantly

deviate from the requirements set out in § 4 sec. 3.

## § 10 Duty of examination and notification

1. Without prejudice to the legal provisions, the buyer is obliged to examine the goods comprehensively in respect of deviations as regards type, quantity, quality and packaging. If necessary, the buyer is obliged to conduct the examination with the help of external third parties.

2. Notice of non-conformity has to be made in within ten (10) calendar days. For very obvious non-conformities, the period for such notification starts with the delivery of the goods, in all other cases after the buyer has discovered the non-conformity or ought to have discovered it. Notice of non-conformity has to be given in writing. The notice of non-conformity has to clearly indicate and describe the non-conformity in such a way that we can take remedial actions.

3. Apart from the aforesaid as well as with respect to defects in title, the statutory provisions apply.

## § 11 Limitation Period

Without prejudice to claims resulting from a malicious, grossly negligent or intentional conduct as well as claims due to injury of life, body or health, the buyer's claims in respect of the delivery of non-conforming goods and goods with a defect in title become time-barred one (1) year after delivery of the goods.

## § 12 Remedies in case of non-conforming goods and goods with a defect in title; Limitation of Liability

1. In case of delivery of non-conforming goods, the buyer can claim delivery of substitute goods, rectification of a non-conformity by repair, reduce the purchase price or declare avoidance of the Contract of Sale only in accordance with the legal provisions. Delivery of substitute goods and rectification of a non-conformity by repair does not include the removal of the non-conforming goods nor the assembly of the repaired or of the substitute goods.

2. To the extent any costs associated with performing remedies are increased by the fact that the buyer has removed the goods to a place not stated in the Order Acknowledgement or, in the absence of such an indication, to a place other than the buyer's place of business, these costs will be borne by the buyer.

3. Delivery of substitute goods or repair does not lead to a restart or extension of the limitation period.

4. If we deliver non-conforming goods or goods with a defect in title or breach any other obligation resulting from the Contract of Sale or the business relationship with the buyer, the buyer is entitled to demand damages only in accordance with the following provisions and any recourse to concurrent bases of claim (in particular of a non-contractual nature) is excluded:

a. We are not liable for the conduct of our suppliers or subcontractors. Neither are we liable for damages to which the buyer has contributed.

b. The buyer has to prove that either our directors or employees or other members of staff have deliberately or negligently breached contractual obligations owed to the buyer.

c. In case of liability, the amount of damages for late delivery is limited to 0,5 per cent for each full week of delay, up to a maximum of 5 per cent of the purchase price of the goods delivered late or not at all, and in case of remedies because of delivery of non-conforming goods and/or goods with a defect in title and in case of all other breaches of obligations is limited to the purchase price of the goods affected.

d. Irrespective of § 12 sec. 5 c), we are not liable for loss of profit.

e. The aforesaid limitations in § 12 sec. 5 do not apply

i. to injury of life, body or health,

ii. if we have acted maliciously, grossly negligent or intentionally,

iii. if we are liable according to product liability laws, and

iv. to liabilities which may not be excluded or limited according to the applicable laws.

5. Apart from the aforesaid, the statutory provisions apply.

## § 13 Right to use Software; Rights in documents etc.

1. In case the goods include software, with the delivery of the goods the buyer is hereby granted a non-exclusive, royalty-free license to use the software, but strictly and only in connection with the goods purchased under this Contract of Sale. With the exception of the right to make one backup copy, the buyer is not entitled to copy the software.

2. We reserve all intellectual property rights in any documents, pictures, drawings etc. (collectively "Documents") arising in connection with the performance of the obligations arising under the Contract of Sale and such Documents shall belong exclusively to us.

## § 14 Other Provisions

1. Title of the goods that have been delivered remains with us until all of our claims against the buyer have been settled.

2. We are not obliged to perform any obligations not stated in the written Order Acknowledgement or in these International Terms and Conditions of Sale.

3. There are no side agreements to the Contract of Sale.

4. Any amendments to a concluded Contract of Sale require our written confirmation, duly approved by signature.

5. The buyer is not entitled to assign his rights and obligations against us to a third party.

6. The place of performance for delivery is governed in § 5 sec. 2, the place of performance for the payment in § 8 sec.1. For all remaining obligations and irrespective of the agreement of a differing Incoterms-clause, the place of performance is agreed to be 34454 Bad Arolsen/ Germany, including for a replacement delivery, for the rectification of non-conformities and for the restitution of the contractual obligations in case of avoidance of the Contract.

7. All communications, declarations, notices etc. (hereinafter collectively "Notices") are to be drawn up exclusively in German or English. Notices by means of fax or email fulfill the requirement of being in writing. A signature is not required, unless these International Terms and Conditions of Sale explicitly require a signature.

## § 15 Agreement on arbitration and jurisdiction











1. If the Buyer's place of business is located within the European Economic Area and/or within Switzerland, for all disputes, including disputes under insolvency law, arising out of or in connection with a Contract of Sale and/or these International Terms and Conditions of Sale, including its validity, invalidity, violation or cancellation as well as other disputes arising out of the business relationship between the Buyer and us, the state court which has jurisdiction for 34454 Bad Arolsen/ Germany shall have exclusive jurisdiction. Instead of bringing an action before the state court which has jurisdiction for 34454 Bad Arolsen/Germany, we are also entitled to bring an action before the state court of the Buyer's place of business.

2. If the Buyer's place of business is located outside of both the European Economic Area and Switzerland, all contractual and extra-contractual disputes, including disputes under insolvency law, arising out of or in connection with a Contract of Sale and/or these International Terms and Conditions of Sale, including its validity, invalidity, violation or cancellation as well as other disputes arising out of the business relationship between the Buyer and us shall be finally settled in accordance with the Swiss Rules of International Arbitration of the Swiss Chambers' Arbitration Institution in force on the date on which the Notice of Arbitration is submitted in accordance with these Rules. The place of the arbitration shall be Zurich/Switzerland, the language used in the arbitral proceedings shall be English.










## § 16 Severability

If provisions of these International Terms and Conditions of Sale should be or become partly or wholly ineffective, the remaining provisions will continue to apply. We and the buyer are bound to replace the ineffective provision with a legally valid provision as close as possible to the commercial meaning and purpose of the ineffective provision.

## HEWI Emergency Door Fittings

Material designation	— Panic bar —			LRV	Similar to: RAL design RAL standard NCS colour sample
	Tubular handle	Basic material	Push & pull handle		
<b>XA..</b> satin				53	- -
<b>98</b> HEWI signal white				86	- RAL 9003 -
<b>99</b> HEWI pure white				83	RAL 100 90 05 RAL 9010 S 0502-G50Y
<b>92</b> HEWI anthracite grey				9	RAL 240 30 05 RAL 7016 -
<b>90</b> HEWI jet black				5	- RAL 9005 S 9000-N
<b>33</b> HEWI ruby red				9	RAL 030 30 45 RAL 3003 S 3560-R
<b>73</b> HEWI meadow green				6	RAL 260 20 15 RAL 5011 -

## HEWI bicolor Roses surfaces

	Roses
<b>XA..</b> mat	
<b>XC..</b> polished	
<b>Brass</b> mat	
<b>Brass</b> polished	
<b>Copper</b> mat	
<b>Copper</b> polished	
<b>Bronze</b> mat	
<b>Bronze</b> polished	
<b>Black chrome</b> mat	
<b>Black chrome</b> polished	

### HEWI Colours compared with RAL and NCS

HEWI Colours have been classified by RAL and NCS and allocated the nearest possible colour classification. Identical colours do not exist in the RAL and NCS systems. In cases where HEWI colours and the colour classification differ too greatly, no classification appears in the table.

**Personal colour comparison should still be performed.**

Due to printing process colours shown may differ slightly from the product.

# HEWI Polyamide

LRV	Similar to: RAL design RAL standard NCS colour sample	Cabinet Furniture		Hooks		Cloakroom		Hinges		Door Accessories		Handles			Functional Fittings			Ranges and Systems				mini		bicolor		Number   Colour
		Outside	Inside	Range 130	Left Assortment	550KRKIGA 550.23T.41	Security escut-cheons	Protective Door Fitting	Push/Pull Handle	Range 130	System 162	System 111 E-techn.	System 111 R-techn.	133 PCM	162.21 PCM	111.23 PCM	162.21 PC	111.23 PC								
86	- RAL 9003																								<b>98</b> HEWI signal white	
83	RAL 100 90 05 RAL 9010 S 0502-G50Y																								<b>99</b> HEWI pure white	
58	RAL 000 80 00 RAL 7035 S 2000-N																								<b>97</b> HEWI light grey	
37	- S 3502-G																								<b>95</b> HEWI stone grey	
9	RAL 240 30 05 RAL 7016																								<b>92</b> HEWI anthracite grey	
5	- RAL 9005 S 9000-N																								<b>90</b> HEWI jet black	
30	RAL 080 60 10 RAL 1035 S 4005-Y20R																								<b>86</b> HEWI sand	
14	- S 6005-Y50R																								<b>84</b> HEWI umber	
49	- S 1070-G90Y																								<b>18</b> HEWI mustard yellow	
29	- S 2060-Y40R																								<b>24</b> HEWI orange	
23	- S 0580-Y80R																								<b>36</b> HEWI coral	
9	RAL 030 30 45 RAL 3003 S 3560-R																								<b>33</b> HEWI rruby red	
36	- S 2070-G60Y																								<b>74</b> HEWI apple green	
18	RAL 130 50 40 RAL 6017																								<b>72</b> HEWI may green	
20	RAL 220 50 15 S 4020-B30G																								<b>55</b> HEWI aqua blue	
6	RAL 260 20 15 RAL 5011																								<b>50</b> HEWI steel blue	

## HEWI active+ Antimicrobial Material

LRV	Product	550.33PDGKLT	550.33PDLT	Hooks*	Push & pull handle*	Window handles Sy.111*	Syst. 111 R-techn.*	Number   Colour
86	- RAL 9003							<b>98</b> HEWI signal white active+

## HEWI Stainless Steel

LRV	Door access. inside	Pull handles		Ranges and Systems								Number   Colour		
		System 100, 111, 162	Range 180	Range 180	Range 260	Range 250	Range 170	System 162	System 111	System 100	mini 111/162			
53														<b>XA..</b> satin
60														<b>XC..</b> mirror polished

## Applications



>90		Glass white
5		Glass black

### Ranges and Systems



Window handles, handles and entrance door half fittings are assigned to the respective ranges and systems. Differences in the colour system are marked directly on the product.

\* Only for selected products.

Neutral colours		signal white
		pure white
		light grey
		stone grey
		anthracite grey
		jet black

Warm colours		sand
		umber

Colours		mustard yellow
		orange
		coral
		ruby red
		apple green
		may green
		aqua blue
		steel blue

Range 180		glass white
		glass black

Stainless steel			satin   mirror polished
-----------------	---	---	-------------------------

bicolor roses			brass, mat   polished
			copper, mat   polished
			bronze, mat   polished
			black chrome, mat   polished