


Information on:
DIN 18273



Fire door fittings are subject to special requirements with respect to their design, functional and load criteria. These requirements are defined in the following standards:

DIN 4102, Part 5 + 18
DIN 18082, Part 1
DIN 18095, Part 1 + 2
DIN 18273.

Design details and functional and load/use criteria for fire door fittings are defined in these standards. HEWI fire door fittings fulfil the requirements of the DIN standards and have been tested by the MPA NRW. Their test certificate No. is: 120724396-02. HEWI fire door fittings are quality monitored according to the guidelines of construction products list A (6.17) and have monitoring certificate (ÜZ) of the MPA NRW, monitoring agreement No.: 129910-DO20.13.

Please note:

This only applies if the fittings are installed as a complete unit with all accessory parts from a single manufacturer, i.e. the components of several manufacturers may not be mixed.

Quote from DIN18273, Section 5.1:

"Lever handle fittings for fire and smoke-proof doors must form an assembly whose individual parts must be coordinated with each other by the fittings manufacturer. The fittings manufacturer must name and label these individual parts as belonging together (e.g. in parts lists). Putting together lever handle fittings from unnamed individual parts - even of the same manufacturer - is not permitted, even if it has been verified that these individual parts are suitable according to this standard."

The "Fachverband Schloss+Beschlagindustrie" - trade association for the lock and fittings industry in Germany, has published the following information on the uniform procedure of fitting manufacturers in Germany with respect to fire door fittings and components:

Supplementary notes on lever handle fittings for fire and smoke-proof doors to DIN 18273

Supply as complete assembly

If the complete lever handle assembly is supplied for fire and smoke-proof doors by one fittings manufacturer in the form of spindle, lever handle, bearing and accessories, the procedure remains as to date; separate marking of the complete supplied unit is not necessary.


Naming of compliance of the products with DIN 18273 is contained on the accompanying documents, separate marking of the individual parts is not necessary.

Supply of fire door fittings as individual components

If the fittings are supplied as individual parts, several obligations to maintain the Ü marking in accordance with DIN 18273 are transferred to the fittings trader/seller. They must point out in their documentation that only components which belong together fulfil the criteria of DIN 18273.

The fittings traders must clearly assign components which belong together in their documentation according to the manufacturer's information.

Different lever handles of a fittings manufacturer may look different but belong to the same technical type. If components are supplied individually to the trade by the fittings manufacturer, a marking is attached to the outer packaging or the product. This marking has the following uniform form::

Manufacturer's mark + 

The fittings trader is then responsible of informing the installation company/buyer in a suitable way. The installation firm/user is responsible for selecting and installing approved combinations only.

Free composition by fittings trade/installation firm (user)

Free composition of fire door fittings from components of one manufacturer or even the mixing of lever handle fittings of different manufacturers suitable for fire and smoke protection is not permitted.

Interior doors (massive doors)

Fittings for inside doors are available in E/R/B/H-technology with following functions:

Standard door fitting

Function: the door can be locked with a key from the inside and outside.
Unlocked doors can be opened from both sides with the lever handle.

Apartment door fitting

Function: the door can be locked from the inside and outside.
The unlocked door can be opened from the inside with the lever handle, but, from the outside, only with the key.
Apartment door fittings can only be used in conjunction with a variable lock.

Vacant/engaged fitting

Function: the door can be locked from the inside by means of the thumb turn. In case of emergency, the locked door can be opened from the outside with a coin or a square key, depending on the emergency opening type.
The unlocked door can be opened from both sides with the lever handle. Vacant/engaged fittings can only be used with a bathroom or WC door lock.

Fire and smoke control doors

Fittings for fire and smoke control doors are available in R/H-technology with following functions:

Fire door fitting

Function: the door can be locked with a key from the inside and outside.
Unlocked doors can be opened from both sides with the lever handle.

- Tested to DIN 18273FS and marked with the „Ü“ seal
- Square spindle 9 mm
- Fire door fittings for lever spindle 8 mm (e.g. Switzerland) on request.

Apartment fire door fitting

Function: the door can be locked with a key from the inside and outside.
The unlocked door can be opened from the inside with the lever handle, but, from the outside, only with the key.

- Tested to DIN 18273FS and marked with the „Ü“ seal
- Square spindle 9 mm
- Fire door fittings for lever spindle 8 mm (e.g. Switzerland) on request.

Fire door fitting with split spindle

Function: the door can be locked with a key from the inside and outside.
Unlocked doors can be opened from both sides with the lever handle.

Should the door be locked, the handle unlocks the door in the direction of the escape route. This is made possible by an anti-panic-pin which is split in the middle, each part being able to rotate independently. Anti-panic fittings can only be used in conjunction with a lock for escape doors (with split lock nut).

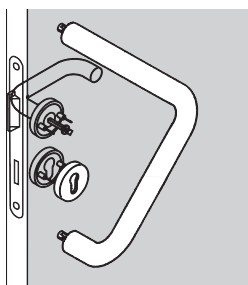
- Tested to DIN 18273FS and marked with the „Ü“ seal
- Anti-panic square spindle 9 mm
- Test to EN 179 on request



→ further information on
Ü-seal **see left**

Front door**Practical example**

with handle 111X...3030G3 and fixing type BA5.1

**Half fitting**

Function: the door can be locked from the inside and outside. The unlocked door can be opened from the inside with the lever handle, but, from the outside, only with the key.
Apartment door fittings can only be used in conjunction with a variable lock.

In order to enhance the level of security offered, we advise you to order half fittings for front doors in conjunction with:

- Security escutcheons
- Security escutcheons with cylinder cover