

WRAS[®]

Water Regulations Advisory Scheme

This certifies that

CRANE LIMITED

has had the undermentioned product examined, tested and found, when correctly installed, to comply with the requirements of the United Kingdom Water Supply (Water Fittings) Regulations/Scottish Water Byelaws.

HATTERSLEY FIG 30C & FIG 30C LS AND CRANE D155C & D255C RANGES OF GATE VALVES.


Reference should be made to the accompanying acceptance letter for installation requirements

The product so mentioned will be listed in the Water Fittings and Materials Directory for a period until:

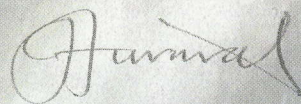
3 DECEMBER 2014

0912313

Certificate No.



Chairman, Test and Assessment Group



Secretary

WRAS
APPROVED
PRODUCT

Ref. No: 0912313
Sample No: SO90217

10th December 2009

Brian Wiggins
Crane Ltd
Epsilon Terrace
West Road
Ipswich
IP3 9FJ

Dear Brian Wiggins

VALVES

1. Samples of the fittings or units described below have been subjected to relevant tests and examinations contained in the "Regulators' specifications", and after considering the test reports the Technical Committee's Product and Assessment Group (PAG) of the Water Regulations Advisory Scheme (WRAS or "the Scheme") finds that the fittings or units so described comply with, and their use when correctly installed, does not contravene the requirements of The Water Supply (Water Fittings) Regulations 1999, The Water Byelaws 2004 Scotland, and The Water Regulations (Northern Ireland) 1991.

0912313

VALVES

2290

Stop - Gate - Metal.

IRN R001

Tradename:

Range of gate valves comprising a bronze wedge gate and body, non-rising spindle stem with a screwed in bonnet. Supplied with either a lockshield or a hand wheel operating member. Maximum working pressure 16.0 bar.

Size: 15, 22, 28, 35, 42 and 54 mm

Model: Crane Brand
Fig 30C – 15, 22, 28, 35, 42 and 54 mm
Fig 30C LS – 15, 22, 28, 35, 42 and 54 mm
Hattersley Brand
D155C – 15, 22, 28, 35, 42 and 54 mm
D255C – 15, 22, 28, 35, 42 and 54 mm

Marking: Crane Valves
Crane and size cast onto body. Data disc on operating member

showing Crane, maximum operating temperatures and pressures and arrow showing direction of operation.
Hattersley Valves
HH and size cast onto body Data disc on operating member showing Hattersley, maximum operating temperatures and pressures and arrow showing direction of operation.


Manufacturer: Crane YongXiang

Factor: Crane Ltd

2. Installation Requirements & Notes are set out on Page 3.
3. Fittings or units (and any non-metallic components contained within them) are re-assessed and, where necessary, retested every 5 years. You will be advised when your product is due for re-assessment. The extent of any retesting required for a product will be at the discretion of the Technical Manager.
4. **Acceptance for listing entitles you to identify your product with the Scheme's "WRAS" Mark. The use of the Mark will make the identification easier of the approved products by Water Undertakers.** Copies of the 'Mark' are available on request for the purposes of producing artwork.
5. Manufacturers or applicants may only quote in their sales literature, terms used in this letter when indicating the decision of the Group in respect to their fittings or units, namely that the **Product and Assessment Group of the Scheme finds that the use of these fittings or units, when correctly installed, will not contravene the requirements of The Water Supply (Water Fittings) Regulations 1999, The Water Byelaws 2004 Scotland or The Water Regulations (Northern Ireland) 1991 and that a reference to the fittings or units will be included in the Scheme's Water Fittings and Materials Directory:** this may be abbreviated to "Water Regulations Advisory Scheme - Approved Product" or "WRAS - Approved Product".
6. Since the incorrect installation of water fittings could result in contravention of the Regulations or Byelaws requirements, **the attention of your customers should be drawn to any Installation Requirements for Regulations or Byelaws compliances set out on Page 3.**
7. Would you please supply the Scheme with a copy of any of your company's literature which may or will make reference to the Scheme's decisions about the products and/or quotes any of the installation requirements.
8. A condition of listing is that **no modification to the fittings or units described above shall be made without first notifying the Scheme** and submitting to the Scheme details of the modification and, if so required, samples of the fittings or units as so modified for consideration by the Scheme's Product and Assessment Group. Failure to comply with this condition may result in the removal from the Water Fittings and Materials Directory of the entry relating to the fittings or units in question.

9. Your products are required to be replicas of the samples described above, and the right is reserved to carry out quality surveillance inspections of your production arrangements, reasonable written notice of which will be given.
10. Please note that the use of the items described in any particular area of supply is at the discretion of the local Water Undertaking.
11. Manufacturers or factors having appliances or units referred to in the Scheme's Directory which incorporate individually approved components and materials are asked to ensure that such components and materials continue to be approved and/or listed in the Directory, during the current period of approval of their appliance. This may require modifications to approved appliances to ensure their retention in the Scheme's Directory. The Scheme must be informed of any such modifications, (see paragraph 8).
12. You are asked to verify the details of your product as set out in Paragraph 1 and advise us of any discrepancies.

Yours sincerely



Jason Furnival
Secretary, Product and Assessment Group

INSTALLATION REQUIREMENTS & NOTES

You are advised to draw customers' attention to the installation requirements and notes set out below which must be followed to ensure that the fittings described above are installed in accordance with the requirements of the Regulations and Byelaws:

IRN R001

See text of entry for Installation Requirements or Notes.

PAG. 0912313