

The Plywood Specifiers Guide

ISB4

Engineering



High Quality Birch Plywood for Structural and Engineering Applications



Plywood Panels which are Suitable for Structural and Engineering Applications.

The highest quality birch plywood


Birch plywood panels featuring a consistent high density and grain structure provide a very high strength to weight ratio which is ideal for a wide range of structural and engineering applications. Having a consistent density and grain pattern, birch panels are one of the very few plywood products that have reference tables giving loading values for bending strength and modulus of elasticity.

Industries that require birch plywood for structural applications:

- Construction and architectural design
- Vehicle body building
- Auditoria and theatre
- Loading platforms
- Pedestrian bridges
- Scaffold boards
- Ship/boat building
- Bespoke boxing/packaging

The unique properties of birch plywood provide a multi-purpose, high quality product which can be easily machined and worked to fine finishes and tolerances. Due to its clean and aesthetically pleasing appearance it can be used for clear decorative purposes or overlaid with many different laminates for industrial and functional applications which may require specific performance criteria.

Our extensive range of birch plywood for structural and engineering industries is produced by a range of manufacturers who are renowned for their technical knowledge and ability to produce very high-quality plywood. Products are produced using selected premium birch logs to ensure that all stringent requirements are fully satisfied.





Specialist birch plywood with different face grade qualities offering a multitude of attributes for structural and engineering applications

Panel thicknesses ranging from 0.4mm right up to 50mm.

Applicable Products

- ✓ Birch
- ✓ Birch Laser
- ✓ Birch Special Coated- Smooth
- ✓ Birch Special Thin

Applications

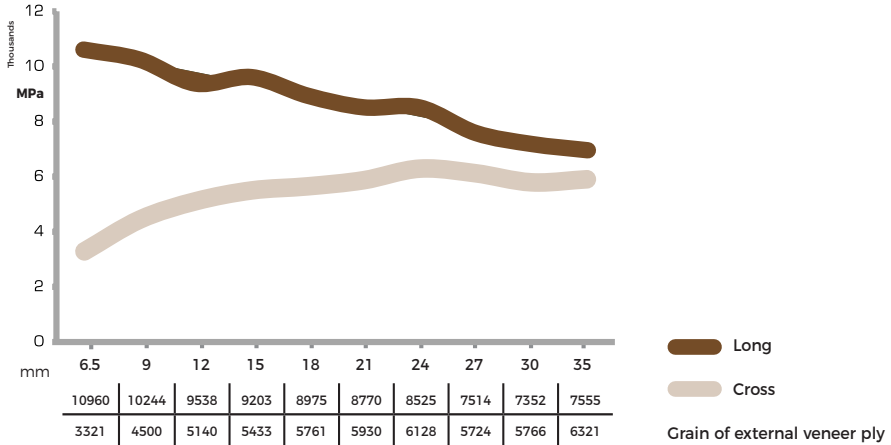


STRUCTURAL & ENGINEERING

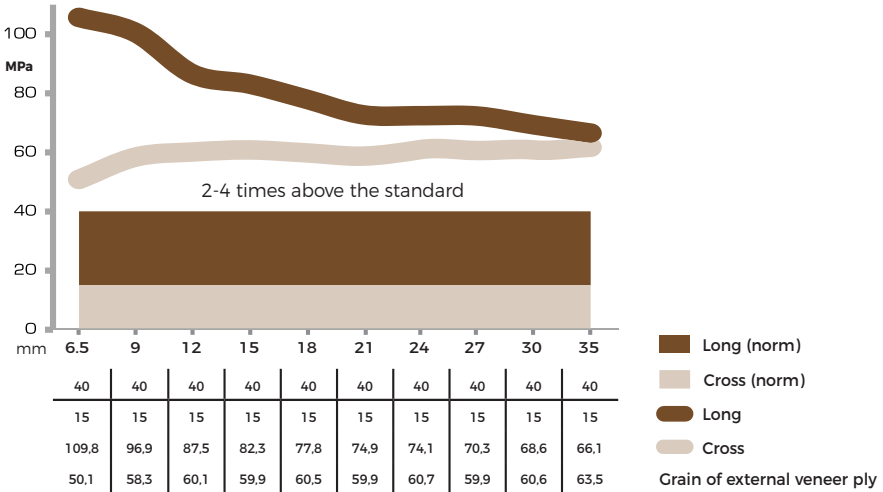
SPECIFICATION DETAIL:	
Thicknesses(mm)	3 4 5 6 9 12 15 18 21 24 27 30 35 40 50
Number of plies	3 3 4/5 5 7 9 11 13 15 17 19 21 25 29 36
Dimensions (mm)	1525 x 1525, 2440 x 1220, 1220 x 3050, 1525 x 3050
Average density	Approx. 700 kg/m ³
Product standard	EN 636-2
Glue bond	EN 314-2 Class 3 (Exterior)
Formaldehyde release	Class E1 (Tested to EN 717-2) - CARB Phase 2 compliant (On Request)
Moisture content	8%-10% at manufacture
Grading	B or S+/BB, BB/BB, BB/CP, CP/CP, C/C
Core	Uniform and consistent core construction
Environmental certification	FSC® & PEFC™
European Timber Regulation (EUTR) status:	Compliant
CE marked	BS EN 13986
Material safety data sheet	Available

Loading Values

Mean Modulus of Elasticity



Bending Strength



CONTACT:

Hanson Plywood Limited
 Drakes Industrial Estate
 Shay Lane, Halifax
 West Yorkshire, HX3 6RL

Tel: 01422 330444
 Fax: 01422 330706
 Email: sales@hanson-plywood.co.uk
 www.hanson-plywood.co.uk



For more information visit: www.hanson-plywood.co.uk