



*driveway, patio &
path collection*

Formpave[®]
Innovators in Permeable Paving

Hanson Formpave - Innovators in permeable paving for over 20 years.

It all began with Hanson Formpave.

Established in 1989, Hanson Formpave pioneered what is now commonly referred to as sustainable urban drainage systems (SUD's), utilising permeable paving. From these early beginnings, Hanson Formpave have become the market leading innovators in this field with the AquaFlow® Permeable Paving System winning The Queen's Awards for Enterprise: Innovation. For more information on AquaFlow® see P18-23.

Add value.

The Hanson Formpave Collection represents a definitive range of high quality, permeable and conventional concrete block paving products, designed to enhance and add value to your home.

Add personality.

With a wide selection of colours, block types and finishes, its not difficult to find the desired look - whether it be a driveway, patio or path. Each product in the range has been selected, refined and evolved to give a distinctive and unique personality to suit even the most exacting requirements.

Add sustainability.

As a founding member of the UK Green Building Council, Hanson are at the forefront of 'whole system' design solutions. Innovations including water harvesting, thermal heat transfer, permeable paving and recycled content credentials. This positions the Hanson Formpave range as a truly sustainable option.

Planning your paving.

Hanson Formpave's permeable paving products are designed to meet the current regulations on 'the installation of paving in front gardens' exceeding 5m². Legislation states that planning permission is required to install an impermeable surface (such as concrete, tarmac and cemented paving slabs), at the front of a property which is adjacent to a road, to help manage rainwater running into the roadway.

Customer Service

For further advise regarding your project in relation to the Hanson Formpave range you can contact us on 01594 836999, or visit www.hanson.com/uk/formpave for more information.

The full range of products shown in this brochure can be purchased directly through your local builders merchant.


Contact Us

Tel: 01594 836999

Email: sales@formpave.co.uk

Web: www.hanson.com/uk/formpave

Contents



EcoGranite Collection P6 to P9




Chartres Collection P10 to P15



Royal Forest Collection P16 to P17



Permeable Paving Systems P18 to P23



Kerbs and Accessories P24 to P25



Technical Information P26 to P27




Patterns, How to lay a driveway, patio & path P28 to P29



Important general information P30 to P31

Managing your investment

Choosing the right product and setting your budget are key to ensuring your project adds real value to your home.



Looking for inspiration

Inspiration for your driveway, patio or path project can be derived from many sources - a picture in a magazine, a website or a visit to a garden show. Planning requires careful consideration in order that the finished project complements its surroundings.

Ensure you take time to identify exactly what you want from your space, whether it be a first impression, a place to relax, an area in which to socialise or to potter.

Once you have formulated your ideas, it is now time to consider which system and which style of block paving will be chosen to bring your project to life.

Choosing the paving system for you

Our product range is categorised into two distinct system areas:

Conventional - Classic Combined Paving, Cobbles and Royal Forest Paving.

Permeable - Permeable Combined Paving and Permeable Paving - representing the sustainable system for homeowners, protecting them from the risk of heavy rainfall flooding, or where a SUD's system is mandatory.

Once you have decided upon the system that suits your needs, you can then choose the style of block paving which gives the look you desire, as the table opposite shows.

Conventional

Classic Combined Paving

The EcoGranite and Chartres collections of Conventional Classic Combined Paving comprises 3 paver sizes: small, medium and large and in 3 and 5 stunning colourways respectively.

See pages 6-7 and pages 10-13 for details.



Cobbles

The EcoGranite and Chartres collections of Conventional Cobbles emulate the old stone traditionally used in rural and heritage sites, providing a high class finish and a variety of traditional colours.

See pages 8-9 and pages 14-15 for details.



Paving

The Royal Forest collection of Conventional Paving is the solid and reliable rectangular paving range.

Available in a distinctive range of 8 colours which can be easily combined to create individual patterns and designs.

See pages 16-17 for details.



Permeable

Permeable Combined Paving

The Aquasett collection of Permeable Combined Paving comprises 3 paver sizes: small, medium and large and available in 4 colours and 2 contemporary finishes.

See pages 18-19 for details.



Permeable Paving

The Aquapave collection of Permeable Paving is available in a distinctive range of 5 colours which can be easily combined to create individual patterns and designs.

See pages 20-21 for details.



The Aquasett and Aquapave collections form part of the Aquaflo® Permeable Paving System. See pages 22-23 for details.

For more information contact us

Tel: 01594 836999

Email: sales@formpave.co.uk

Web: www.hanson.com/uk/formpave



Chartres Classic Combined Paving



Aquasett Permeable Combined Paving



Chartres Cobbles



Royal Forest Paving

EcoGranite

Classic Combined Paving

**UP TO 77%
RECYCLED
CONTENT**



EcoGranite contains up to 77% recycled content, making it one of the most sustainable paving options currently available.



Balmoral



Victoria



Cornish Natural

The EcoGranite range consists of Classic Combined Paving, Cobbles, and Edgings, providing endless design options. The textured surface finish exposes the sparkling granite with the non-slip properties that make it ideal for driveways, paths and patios. The EcoGranite Classic Combined Paving Collection consists of 3 paver sizes: small, medium and large, each layer being mixed to the designers taste to create a totally unique pattern.

EcoGranite Classic Combined Paving is available in 60mm thickness as standard. 80mm thick blocks, suitable for more heavily trafficked areas, are also available to special order.


See page 26 for product technical information.




EcoGranite Classic Combined Paving in Cornish Natural



EcoGranite Classic Combined Paving in Cornish Natural




EcoGranite Edging in Cornish Natural



EcoGranite Edging Block in Balmoral



EcoGranite Cobbles in Victoria

**UP TO 77%
RECYCLED
CONTENT** 

EcoGranite contains up to 77% recycled content, making it one of the most sustainable paving options currently available.



Balmoral



Victoria



Cornish Natural

EcoGranite Cobbles enable the homeowner to produce designs tailored to the needs of the individual, from traditional formal coursing to more unusual patterns such as circles or flanders fans, creating an authentic, rustic feel to any project.

EcoGranite Cobbles are available in 60mm thickness as standard. 80mm thick blocks, suitable for more heavily trafficked areas, are also available to special order.

Starter Circles for EcoGranite are also available see page 27.

See page 26 for product technical information.



EcoGranite | Cobbles

EcoGranite Cobbles in Victoria

Chartres

Classic Combined Paving



Chartres Classic Combined Paving
in Traditional and Purbeck



Chartres Classic Combined Paving in Vendage




Traditional




Pennant



Vendage



Purbeck



Cotswold

The concept of Chartres paving was inspired by the beautiful medieval city of Chartres in northern France, and created to emulate the old stone traditionally used in rural and heritage sites, providing a high class finish.

Chartres Classic Combined is a mixed paving comprising of 3 paver sizes, small, medium and large. Each layer is mixed enabling the specifier to create a variety of laying patterns.

Chartres Classic Combined Paving is available in 50mm and 60mm thickness as standard. 80mm thick blocks, suitable for more heavily trafficked areas, are also available to special order.

See page 26 for product technical information.



Bull nose kerb in Red Brindle



Chartres Classic Combined Paving in Traditional



Chartres Classic Combined Paving in Pennant



Chartres Classic Combined Paving in Cotswold

Chartres edging and Chartres starter circles have been specifically designed to complement the Chartres collection and are available in the same colours with an olden finish, see page 27.

Kerbs and accessories are also available to complement the Chartres Classic Combined Paving range, see pages 24 to 25 for further information.

See page 26 for product technical information.



Chartres Classic Combined Paving in Vendage


Chartres | Classic Combined Paving



Traditional



Cotswold



Purbeck



Vendage



Pennant



Chartres Cobbles in Purbeck*

Chartres Cobbles have been created to emulate the old stone traditionally used in rural and heritage sites and provides a high class finish. The classic traditional look will enhance your home and ensure your driveway, patio and path looks great for many years.

Chartres Cobbles are available in 60mm thicknesses as standard. 80mm thick blocks, suitable for more heavily trafficked areas, are also available to special order.

See page 26 for product technical information.

*The images shown on these pages feature wide joints achieved using a jointing compound.



Chartres Cobbles in Purbeck*

Chartres | Cobbles



Royal Forest | Paving


Royal Forest Paving in Red Brindle




Royal Forest Paving in Vendage




Royal Forest Paving in Red Brindle



Royal Forest Paving in Vendage



Royal Forest Paving in Golden Brindle



Charcoal Grey



Autumn Yellow



Golden Brindle




Natural



Red Brindle



Vendage



Purbeck



Burnt Red


The Royal Forest Paving collection is a solid, reliable rectangular paving range, available in eight distinctive colours which can easily be combined to create individual patterns and designs. Kerbs and accessories are available to complement the range.

See page 27 for product technical information.

Aquasett Permeable Combined Paving provides an attractive and efficient solution for homeowners to the possibility of heavy rainfall and flooding, and can be combined with the Aquaflow® Permeable Paving System (see Page 22 to 23) to provide a full surface water management solution. Supplied in an olden finish, and available in six colours, all ideal for rural and character properties and for those looking for a high class finish.

Aquasett Permeable Combined Paving is available in 60mm thickness as standard. 80mm thick blocks, suitable for more heavily trafficked areas, are also available to special order.

See page 27 for product technical information.



Aquasett Permeable Combined in Pennant




Traditional



Vendage



Pennant



Red Brindle



EcoGranite Cornish Natural



EcoGranite Balmoral



Aquasett Permeable Combined in Traditional



Aquasett Permeable Combined Paving in Pennant

AquaSett | Permeable Combined Paving



AquaPave | Permeable Paving



Aquapave Permeable Paving in Charcoal

Aquapave Permeable Paving is a high performance paving, available in 5 attractive colours and can be used with Formpave's robust kerbs and edging to complement the finish. When combined with the Aquaflow® Permeable Paving System (see Page 22 to 23) it can provide a full surface water management solution.

Aquapave Permeable Paving is available in 60mm thickness as standard. 80mm thick blocks, suitable for more heavily trafficked areas are available.

See page 27 for product technical information.



Burnt Red



Golden Brindle



Red Brindle



Charcoal



Natural

Aquaflow® | Permeable Paving System & Water Harvesting

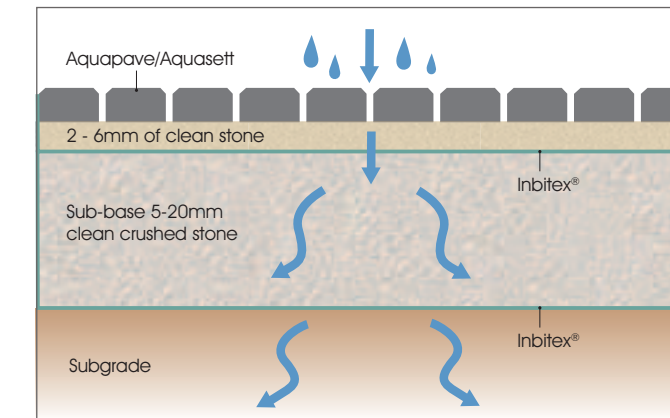


Aquaflow® permeable paving system

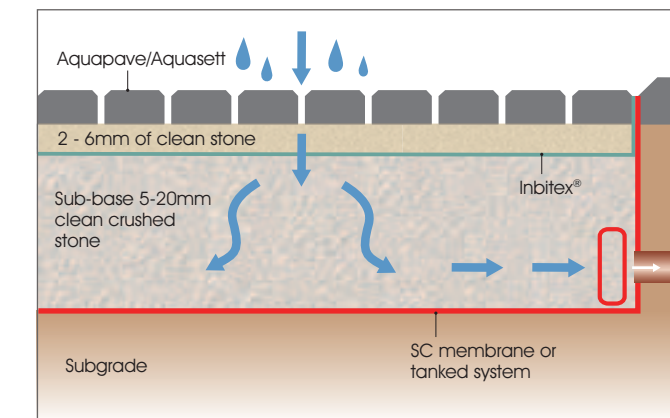
Aquaflow® is the permeable paving SUD's system from Hanson Formpave, combining the functionality and aesthetics of the Aquasett and Aquapave paving collections with the sustainable credentials of surface water management, making a key contribution to the environment.

The Aquaflow® system consists of a specifically designed and constructed sub-base incorporating Inbitex®, a unique geotextile membrane developed specifically for Hanson Formpave. Inbitex® is used as a filter/separation layer to optimise the cleansing of water entering a permeable paving attenuation system providing:

- Direct infiltration to the ground
- Discharge into storm water drains or
- Store water within sub base and harvest via a sump and pump



Concrete block permeable paving with infiltration to the ground.



Concrete block permeable paving with pipe to drains or harvesting system.



Added potential of water harvesting with Aquaflow® permeable paving

Water falling on to the paved area infiltrates down through the joints between the Aquasett or Aquapave blocks and passes through the Inbitex® geotextile layer, which cleans the water of silts, oils and other pollutants. The clean water travels through the sub-base and is stored within the sub base reservoir area.

The Aquaflow® system sub-base acts as a storage tank and using a pump from the sump, the water can be easily harvested.

This recycled water is suitable for uses such as flushing toilets, washing cars and watering soft landscaping. The Aquaflow® system, in conjunction with a water harvesting system, can reduce the household's requirements for mains water by up to 50%. and, can therefore be used where there are hose pipe restrictions.

Car washing becomes an environmentally friendly pursuit as the majority of the water used will automatically be cleaned and recycled as it passes through the permeable paving on the driveway.

The capacity of the system is dependant on the size of the driveway, but additional storage can be achieved by increasing the pump chamber (sump) size. It will be necessary to calculate the approximate quantities of water required set against the estimated quantity of rainfall, which can be done using average rainfall figures.



Aquasett Permeable Combined Paving in Pennant

Kerbs & Accessories

the finishing touches




Edge Block in EcoGranite Balmoral




Bull Nose Kerb in Charcoal



Edge Block in EcoGranite Balmoral



Bull Nose Kerb in Red Brindle



Standard Kerb in Red Brindle



Textured Bullnose Kerb in Charcoal




Edging in Royal Forest Charcoal Block



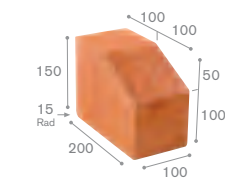
EcoGranite Kerb in Cornish Natural

Standard kerbs

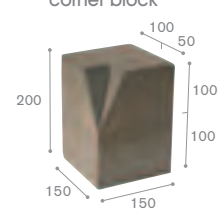
High position



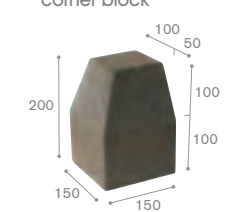
Low position




High internal corner block



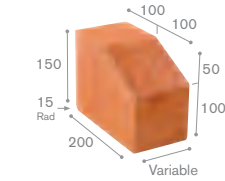
High external corner block



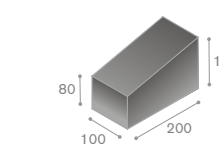
Standard radius kerb high position



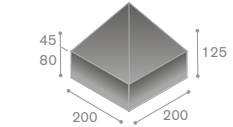
Low position




Crossover kerb block




Crossover external corner



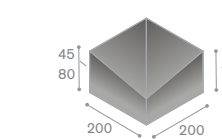
Low internal corner block



Low external corner block



Crossover internal corner

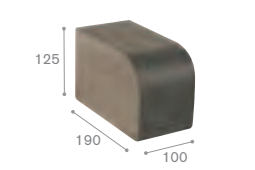


all dimensions are in mm


Note: Transition kerbs are available to complement the Standard kerbs

Bull nose kerbs

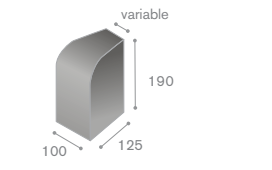
Bull nose kerb block low position



Bull nose kerb block high position



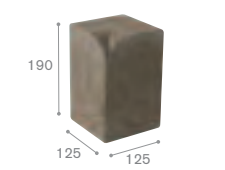
Bull nose radius kerb



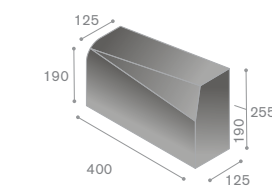
Bull nose external corner



Bull nose internal corner

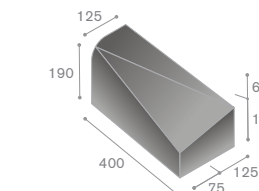


Road kerb to bull nose



Left and right hand

Bull nose to crossover



Left and right hand

Colours available




Natural



Burnt Red



Red Brindle



Charcoal

All colours are available in both Standard kerbs and Bull nose kerbs

Kerbs and accessories

Add the finishing touches to your driveway, patio or path with our comprehensive range of kerbs and edging.

Standard kerbs

- Can be used in both high and low profiles, with internal and external angles
- Can be also inverted to form steps

Bull nose kerb system


- Provides a softer profile edge restraints
- Available in a smooth and textured finish

EcoGranite, Chartres edging & kerbs

- Designed to complement each range in material, colour and texture
- Can be laid flush with block paving or as an up stand

Edges


EcoGranite edging and Chartres edging



Textured finish

Colours available

EcoGranite



EcoGranite Balmoral



EcoGranite Cornish Natural

Chartres



Traditional



Vendage



Cotswold



Pennant







Purbeck







Technical information

EcoGranite Classic Combined Paving			
	Block depth	60mm	80mm*
	Quantity per pack Small blocks - 100 x 150mm	98	70
	Quantity per pack Medium blocks - 150 x 150mm	196	140
	Quantity per pack Large blocks - 250 x 150mm	140	100
	Coverage per pack (M ²)	11.2	8
	Weight per pack (tonnes)	1.47	1.42
Colours		UP TO 77% RECYCLED CONTENT	
			
Balmoral**	Victoria	Cornish Natural**	
Finishes		Textured	

* 80mm ideal for heavy loads - most suitable for commercial applications
 ** Balmoral and Cornish Natural EcoGranite colour/finish are available in Aquasett Permeable Combined Paving and Aquapave Permeable Paving.

EcoGranite Cobbles			
	Block depth	60mm	80mm*
	Quantity per pack Square Cobbles - 100 x 100mm	1120	800
	Coverage per pack (M ²)	11.2	8
	Weight per pack (tonnes)	1.47	1.42
Colours		UP TO 77% RECYCLED CONTENT	
			
Balmoral**	Victoria	Cornish Natural**	
Finishes		Textured	

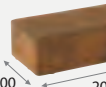








* 80mm ideal for heavy loads - most suitable for commercial applications
 ** Balmoral and Cornish Natural EcoGranite colour/finish are available in Aquasett Permeable Combined Paving and Aquapave Permeable Paving.

Chartres Classic Combined Paving				
	Block depth	50mm	60mm	80mm*
	Quantity per pack Small blocks - 100 x 150mm	98	98	70
	Quantity per pack Medium blocks - 150 x 150mm	196	196	140
	Quantity per pack **Large blocks - 250 x 150mm	140	140*/280	100
	Coverage per pack (M ²)	11.2	11.2/10.5	8
	Weight per pack (tonnes)	1.23	1.47/1.38	1.42
Colours				
				
Traditional	Pennant	Vendage	Purbeck	Cotswold
Finishes			Olden	


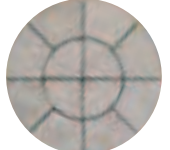


* 80mm ideal for heavy loads - most suitable for commercial applications.
 ** Chartres Large 60mm also available as an individual item in Charcoal - ideal for edging










Chartres Cobbles			
	Block depth	60mm	80mm*
	Quantity per pack Square Cobbles - 100 x 100mm	1120	800
	Coverage per pack (M ²)	11.2	8
	Weight per pack (tonnes)	1.47	1.42
Colours			
			
Traditional	Pennant	Vendage	Purbeck
Finishes			Olden

* 80mm ideal for heavy loads - most suitable for commercial applications







Royal Forest Paving				
	Block depth	50mm	60mm	80mm*
	Quantity per pack Standard Rectangular blocks - 200 x 100mm	424	424	296
	Coverage per pack (M ²)	8.48	8.48	5.92
	Weight per pack (tonnes)	0.933	1.10	1.04
Colours				
				
Charcoal Grey	Autumn Yellow	Golden Brindle	Red Brindle	Vendage
				
Purbeck	Natural	Burnt Red		
Finishes			Standard	

* 80mm ideal for heavy loads - most suitable for commercial applications.

Starter Circles EcoGranite & Chartres		
EcoGranite Starter Circle		
		Twelve individual blocks provide a simple and effective start to forming a circle laying pattern. These are available in matching colours and textures for each range to special order.
Balmoral	Cornish Natural	
Chartres Starter Circle		
		
Traditional	Pennant	Cotswold
		
Vendage	Purbeck	

Aquasett Permeable Combined Paving			
	Block depth	60mm	80mm*
	Quantity per pack Small blocks - 100 x 150mm	98	90
	Quantity per pack Medium blocks - 150 x 150mm	196	140
	Quantity per pack Large blocks - 250 x 150mm	140	100
	Coverage per pack (M ²)	11.2	8
	Weight per pack (tonnes)	1.47	1.42
Colours			
			
Traditional	Vendage	Pennant	Red Brindle
			
EcoGranite Balmoral**	EcoGranite Cornish Natural**		
Finishes			Olden/Textured


* 80mm ideal for heavy loads - most suitable for commercial applications.
 ** EcoGranite contains up to 77% recycled content.

Aquapave Permeable Paving			
	Block depth	60mm	80mm*
	Quantity per pack Standard Rectangular blocks - 200 x 100mm	424	296
	Coverage per pack (M ²)	8.48	5.92
	Weight per pack (tonnes)	1.10	1.04
Colours			
			
Burnt Red	Golden Brindle	Red Brindle	Charcoal
			
Natural			
Finishes			Standard


* 80mm ideal for heavy loads - most suitable for commercial applications.

Laying Patterns


Laying patterns for EcoGranite and Chartres Classic Combined Paving & Aquasett Permeable Combined Paving




Stretcher Bond arranged to avoid vertical lines



Laying patterns for EcoGranite and Chartres Cobbles




Traditional Cobble laying pattern




Stretcher Bond


Laying patterns for Royal Forest Paving & Aquapave Permeable Paving




Stretcher Bond



Basket Weave



90° Herringbone



45° Herringbone



Stack Bond

How to lay a block paved driveway, patio or pathway

Preparation

Remove the existing driveway and sub-base to a depth of approximately 250mm, depending on the ground being excavated. Soft ground may require a greater depth.

Remove all weeds and other unwanted organic matter from the sub-base. Weeds can be treated with a general weed killer (always read manufactures instructions for use) or, a more popular option is a weed control fabric known as geotextile. This can be used to cover the whole area that is to be paved to prevent weeds.



Sub-base construction

The sub-base is the load-bearing layer of a block driveway and should never be absent. The sub-base should be a minimum thickness of 150mm. For paths and patios, this can be reduced.

Any soft spots in the sub-base should be excavated, and filled with a compacted suitable material. Thoroughly compact the sub-base using a vibrating plate compactor.

Edge restraint

Edging or kerb restraints must be placed around the whole perimeter. The restraint must be laid on and haunched with concrete in order for it to restrain the body of the paving and prevent it from moving.

Inspection chambers

Inspection chambers (manhole covers) must be set in place. Recommendation should be sought particularly if the inspection chamber is to take the weight of a vehicle. The cover must be set to the correct height and fixed in place with cement or concrete. Using a string line between two finished levels should aid this.

Laying course

The block paving should be laid directly onto a 25-40mm thick bed of coarse, grit/sharp sand, which should be screed. Prepare a lightly pre-compacted bedding layer and lay the blocks directly on to the bed.

Permeable paving - We advise seeking a professional contractor when laying permeable paving.

The screeded laying course should be at a level that will leave the paving blocks 4-8mm high, which allows for the blocks to be compacted when laid.



Laying paving

The paving blocks should be laid to a specific pattern, and a fully interlocked herringbone pattern should be used for driveways where possible. To avoid spotting of shades in the paving it is advised that a mix of pavers from a minimum of 2 packs is used.

A fully interlocked 'Herringbone' pattern should be used for areas to be trafficked by vehicles whenever possible or practical. Other patterns are fine for foot-traffic areas such as paths and patios. Ensuring the perimeter edge restraint is set, the blocks can be laid.

Begin laying at the bottom of any slope and work uphill. The pattern should be aligned to the house, to ensure that it is square or parallel.

To lay the blocks, push up against the preceding blocks and then lower down onto the laying course. Do not place blocks onto the bed then push across to adjoin preceding blocks as the sand will become trapped between the block, causing the laying pattern to become distorted.



Full blocks should be laid first and care must be taken to avoid standing on the prepared laying course area. Using a taut string line will ensure the pattern does not glide off line. To prevent problems developing, check the alignment approximately every meter.

Cutting in

Once the full blocks have been laid and the alignment of the pattern has been checked, the cutting in can be started. When cutting blocks use a block splitter and avoid any cut pieces less than one-quarter of a full block, and approximately 5mm.

Compaction and jointing

After the cutting in of the blocks is completed and the paving checked for alignment, it can be compacted and jointed. Ensure the surface is clean and free from any gravel, dirt or off-cuts. Compact the surface using a vibrating plate compactor.

Following the initial compaction, inspect the paving to ensure no blocks have become damaged or broken, and replace any if so.



Joint filling sand (supplied by Formpave)

Next, the special kiln-dried joint filling sand can be spread. Ensure the surface is dry to avoid the sand not flowing and filling the joints. Depending on the type of block paving used, each 25kg bag of jointing sand will cover approximately 8-10m². Spread the sand using a brush and chase it into the joints, ensuring each joint is correctly filled.

After the joints are full, sweep the access sand to one corner of the driveway to be used later. Use the vibrating plate compactor to compact the surface. Joints formerly filled may now appear empty and will require more joint filling sand.

Ensuring the joints are full, the driveway can now be used. The joint filling sand will tend to settle slightly over a period in time and will therefore require a top up.

Important general information

Maintenance and care – conventional block paving

General cleaning

Paving requires regular maintenance to include occasional cleaning. In normal circumstances, regular sweeping will be sufficient to prevent the build up of debris.

General cleaning of dirt and algae can be carried out using plenty of hot detergent solution, such as washing up liquid, and brushed vigorously using a stiff outdoor brush. Ensure that the paving is then rinsed thoroughly with clean water.

A range of specialist cleaning products are also available; contact your local merchant for details.

Cleaning dirt and grime can be done using a light power hose at a medium pressure, with any joint material being replaced. It is strongly advised that high pressure power washers are not used due to the aggressive power washing that can damage the product surface. A trial area should be tested prior to any large scale power washing taking place.

It should be noted that lighter coloured blocks may exhibit tyre marks and will therefore require more cleaning and maintenance when used in certain situations.

Weeds

Large weeds should be removed by hand and the area then treated with a weed killer. Small weeds can be directly treated with weed killer, and should start to die within a few days. When using any weed killer, the manufacturer's instructions should always be followed.

Algae, Moss and Lichen

When removing thick growths of moss or lichen, scrapping out of the joints must be carried out, followed by treatment of the area using a moss killer. Anti-moss paving cleaner is designed to remove moss, algae and lichens and is best applied during dry weather. After the product has been applied, it will take a few days to be fully effective. Having killed the moss and lichens, the remains can be easily brushed off. When using any cleaning agent, the manufacturer's instructions should always be followed.

Block paving sealer

Block paving can be sealed with a resin based sealer to combat stains and weed growth and enhance the colour and appearance of the paving. When using any resin based sealer always refer to the manufacturer's instructions.

Maintenance and care – permeable block paving

The permeable paving blocks have small channels around the block that allow water to drain through the surface of the paving into a specially designed sub-base. The surface therefore needs to be protected from fine material such as soil and sand. Special care should be taken, for example, if you have a delivery of turf or top soil. You must ensure the driveway is covered to prevent spillages which could affect the draining capabilities of the surface.

Maintenance

The Aquaflow area should be swept regularly to keep it free of leaves and other debris. The system will deal with small quantities of oil spillages, but should be covered for vehicle maintenance such as an oil change.

As with any block paved area, if there is any damage, or the surface becomes stained in any way, the blocks can be easily removed and replaced. However if, for any reason it is necessary to disturb the sub-base system beneath the blocks it is essential that it is replaced by the procedure shown here.

1. New SC Membrane should be cut and installed allowing a 300mm overlap, all edges should be sealed with a double sided adhesive tape.
2. Replace the layer of sub-base stone with clean 5-20mm stone, compact stone to the level beneath the Inbitex layer. If the system incorporates a SC Intergrid and a patch is damaged during maintenance, the patch will require a grid allowing an overlap of 300mm either side.
3. New Inbitex should be cut and installed ensuring that any joints are overlapped by 300mm.
4. Replace the laying course 2-6mm stone and screed to finished level.
5. Relay blocks and compact with plate vibrator.
6. Scatter and brush in Aquaflow surface dressing ensuring all joints are filled.



Products

Upon delivery and prior to being laid, all products should be examined for defects or damages.

Installation

Products should be laid in accordance with the latest British Standard.

Joint filling sand

Hanson Formpave specially kiln dried sand is recommended for use with all types of concrete block paving with the exception of permeable paving. Available in 25kg bags, 1 bag provides coverage for approximately 8 –10m².

Aquaflow surface dressing grit

Hanson Formpave Aquaflow surface dressing grit is recommended for use with permeable block paving systems. Available in 25kg bags, 1 bag provides coverage for approximately 8 –10m².

Colour and finish variations

Hanson Formpave manufactures concrete block paving products are made from naturally occurring materials with outstanding density and stability, however, as with all concrete products, slight variations in colour and finish may occur.

Hanson Formpave makes every effort to ensure consistency with product colour, yet variations between product batches can occur. Hanson Formpave strongly recommended that products are taken from two or more packs and mixed during laying to minimise any colour variation.

The colour of new paving block products will inevitably differ compared to products that have been laid for a length of time. Please note: 'Natural' as used in the Aquapave, Royal Forest and Kerb range is not coloured with the aid of pigments. The colour is that of the raw materials used and may vary.

Efflorescence

All concrete products may suffer from efflorescence; a white crystalline deposit occurring naturally on the surface. If efflorescence occurs it may mask the colour of the product for a period of time, but will disappear with use, and is in no way detrimental to the performance of the product. No responsibility can be accepted for this natural occurrence.

Surface grazes

During installation from, for example any plate vibrating process, minor scuffs and marks can occur on the block paving, but over time these will weather.

Manufacturing and Quality Systems

Hanson Formpave, a BSI registered company, production plants has the BS EN ISO 9001: 2000 Quality Assurance and BS EN ISO 14001 Environmental Management accreditations. The technology used in the works and the Company's quality assurance scheme provides complete works traceability of every block made.

Product development

The designs shown in this brochure are illustrative only. Every effort is made to ensure the accuracy of all textual and pictorial content in this brochure. Hanson Formpave reserves the right to change specifications without prior notice. All Hanson Formpave paving products are backed by BS EN ISO 9001 certification for product quality and service.

Adverse weather

Do not use frozen materials or lay sand bedding on frozen or frost covered sub-bases. Protect stock piled bedding sand to ensure it does not become saturated. Protect un-compacted areas of paving from heavy rainfall.

High skid resistance paving BS Technical specification

All cement and bituminous bound surfaces eventually show a degree of polishing during use. This produces lower slip skid resistance and can be more dangerous in wet weather. Hanson Formpave have developed High skid resistant blocks and paving manufactured from gritstone with a polished stone value of 70.

Hanson Formpave standard products possess excellent wet skid resistance. There are, however, occasions when enhanced skid resistance surfacing is desirable, for example:

- on steps
- on access ramps
- on areas to be used by elderly or infirm people
- on roads with heavy traffic loading
- or in shopping precincts.

The polished skid resistance of Hanson Formpave products can be increased by specifying a textured finish where available (to special order only).

Samples

Sample blocks are available from your nearest Hanson Formpave stockist upon request.

Colour Reproduction



Every care has been taken to reproduce the colour of the blocks in this document as accurately as possible. However, we cannot reproduce exact colours and recommend that you examine a sample block.

Our companies and products

Hanson UK is the leading supplier of heavy building materials to the UK construction industry. We are split into three business lines – Hanson Cement, Hanson Building Products and Hanson Quarry Products. Hanson UK is owned by the HeidelbergCement Group, which employs over 53,000 people and operates worldwide. Hanson UK employs around 4,200 people across over 300 sites.

For detailed information on all areas of Hanson and our products visit: hanson.com/uk

Hanson UK products and services

Concrete <ul style="list-style-type: none"> • Ready-mixed concrete • Ready-mixed mortar • Dry silo mortar • Screed • EcoPlus  	Aggregates <ul style="list-style-type: none"> • Sand • Gravel • Crushed rock • Recycled aggregates 	Asphalt <ul style="list-style-type: none"> • Hot rolled asphalt • Stone mastic asphalt • Asphalt macadams 	Contracting <ul style="list-style-type: none"> • Highway maintenance • Road surfacing • Civil engineering • Wind farm construction • Waste to energy facilities • MOD works
--	---	---	--

Bulk cement products

- Grey
- White
- Blends
- Regen (GGBS)



Packed products

- Cement
- Ready to use concrete, mortars, asphalt, aggregate and sand



Bricks

- Clay bricks and brick specials
- Clay pavers
- Bespoke clay products






Blocks

- Aircrete
- Aggregate



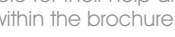
Precast concrete

- Retaining walls
- Culverts
- Barriers
- Floors
- Stairs
- Structural walls
- Basements
- Off-site solutions



Cladding and render systems

- Cladding and render systems
- External Wall Insulation (EWI)
- Structural EWI
- Fastbrick



Other products and services

- SUDS
- Geothermal



To find your nearest Hanson Formpave stockist, call us on 01594 836999 or visit www.hanson.com/uk/formpave

Hanson Formpave
Tuffhorn Avenue, Coleford
Gloucestershire, GL16 8PR



Tel: 01594 836999
Fax: 01594 810577
Email: sales@formpave.co.uk
www.hanson.com/uk/formpave

LT10087