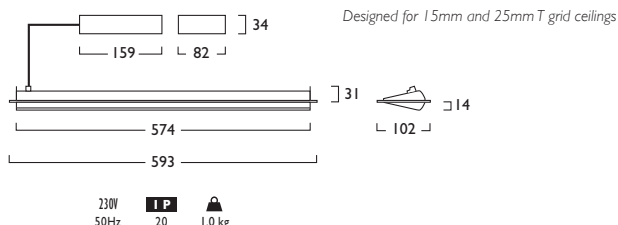




Wallwasher Grid

LED

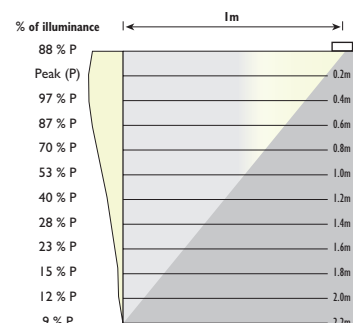
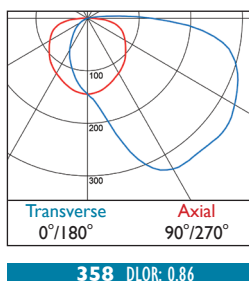
22W	LED	IM290	LED	22	I	358
28W	LED	IM290	LED	28	I	358



	CRI 80	22W	28W
3 Warm White LED (3000K)			
Lumen Output	2900 lm	3560 lm	
LOR	0.86	0.86	
CRI	80	80	
Total Power	24.6W	31.4W	
Power Factor	0.97	0.97	
Running Current	0.11A	0.14A	
Inrush Current	9A (40us)	9A (40us)	
Efficacy	104 lm/W	97 lm/W	
Emergency Output (BLF)	N/A	N/A	
4 Neutral White LED (4000K)			
Lumen Output	3240 lm	3960 lm	
LOR	0.86	0.86	
CRI	80	80	
Total Power	24.6W	31.4W	
Power Factor	0.97	0.97	
Running Current	0.11A	0.14A	
Inrush Current	9A (40us)	9A (40us)	
Efficacy	113 lm/W	108 lm/W	
Emergency Output (BLF)	N/A	N/A	

- Unique extruded aluminium 'drop down' asymmetric design
- Available in a choice of lumen outputs, delivering up to 3960 lumens
- Efficacies up to 113 lm/W
- Outstanding performance with an LOR of 0.86
- Zhaga Book 7 LED
- Utilises high quality lighting class LED semiconductors
- Delivers illumination directly into the wall and ceiling junction
- Tridonic converters including DALI, Digital and Switch Dim versions
- Recessing depth of only 31mm
- Life expectancy in excess of 60,000 hours (L70 B10)

Photometrics



Gear type F must be operated through a DSI

- A** Integral Driver
- F** Digital Dim
- J** Switch Dim
- S** DALI Dim

3 Warm (3000K) **4** Neutral (4000K)

I White (RAL 9010)

Interconnection options available contact Sales