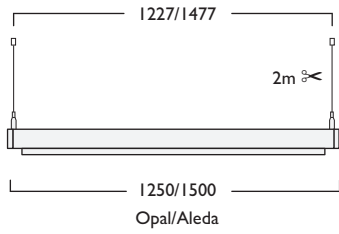


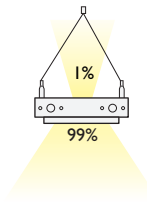
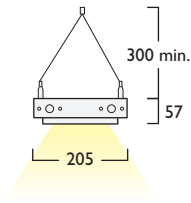
# Link

## Suspended & Surface

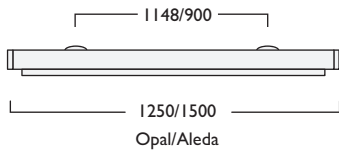
- Exciting and imaginative surface or suspended horizontal system
- Allows a diverse range of lighting scenarios to be created
- Neatly integrates general, accent and ambient lighting
- Engineering excellence with contemporary styling
- Branded components ensure maximum level of performance and reliability
- Suspended Modules are supplied with 2x 2m Twin Wire Suspensions



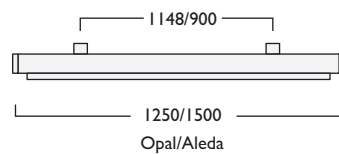
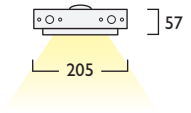
**Link Suspended**



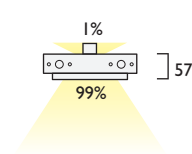
**+ Light Spill**



**Link Surface**



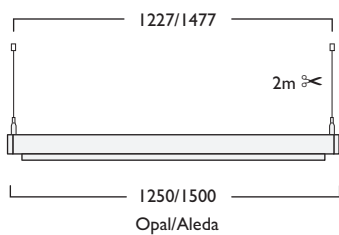
**Link Surface + Light Spill**



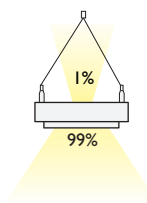
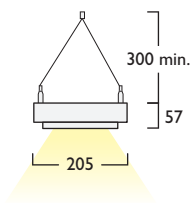
# Solo

## Suspended & Surface

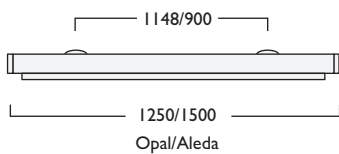
- Designed to complement Link Modules
- Slim, sleek design enhanced by choice of surface and suspended options
- Choice of light sources available
- Encompasses design, performance and quality engineering
- Available in a choice of powder coated finishes including corporate colours to order
- Suspended Modules are supplied with 2x 2m Twin Wire Suspensions



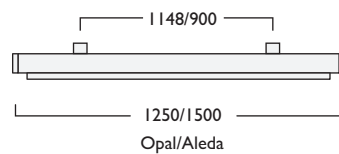
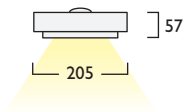
**Solo Suspended**



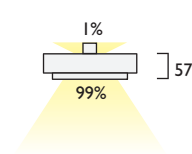
**+ Light Spill**




**Solo Surface**



**Solo Surface + Light Spill**





	CRI 80	25W	46W
<b>3 Warm White LED (3000K)</b>			
Lumen Output	4086 lm	6930 lm	
LOR	0.86	0.86	
CRI	80	80	
Total Power	26.3W	50.8W	
Power Factor	0.98	0.95	
Running Current	0.12A	0.23A	
Inrush Current	32.0A (240us)	33.0A (250us)	
Efficacy	133 lm/W	117 lm/W	
Emergency Output (BLF)	449 lm (11%)	415 lm (6%)	
<b>4 Neutral White LED (4000K)</b>			
Lumen Output	4286 lm	7240 lm	
LOR	0.86	0.86	
CRI	80	80	
Total Power	26.3W	50.8W	
Power Factor	0.98	0.95	
Running Current	0.12A	0.23A	
Inrush Current	32.0A (240us)	33.0A (250us)	
Efficacy	139 lm/W	122 lm/W	
Emergency Output (BLF)	469 lm (11%)	434 lm (6%)	

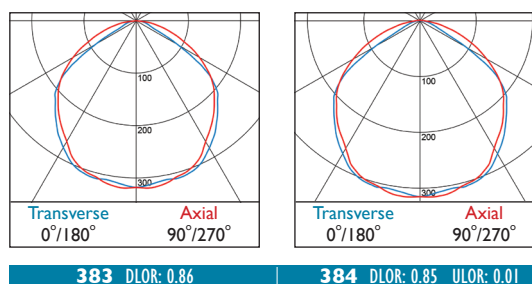
- Contemporary LED Module with high quality Opal polycarbonate diffuser
- Zhaga Book 7 LED
- Available in a choice of lumen outputs, delivering up to 7240 lumens
- Efficacies up to 139 lm/W
- Outstanding LOR of 0.86, light distribution for general lighting applications
- Diffuser is TP(b) rated
- Life expectancy in excess of 60,000 hours (L70 B10)
- Colour stability within 3 MacAdams
- 2x 2m Twin suspension wires and chrome clutches for ease of adjustment

## Linear Light4 Opal

### Link & Solo Modules

LED	25W LED	1250mm	050	LED	25	+	383	384
46W LED	1250mm	050	LED	46	+	383	384	

230V 50Hz **LP** 20  $\phi$   $\phi$  LA, LB, LD, LE  $\phi$   $\phi$  LC, LG, LF, LH 1148mm 8.9 kg



- LA** Link Suspended
- LB** Link + Light Spill Suspended
- LC** Link Surface
- LG** Link + Light Spill Surface
- LD** Solo Suspended
- LE** Solo + Light Spill Suspended
- LF** Solo Surface
- LH** Solo + Light Spill Surface

#### Gear types F & G must be operated through a DSI

- A** Integral Driver
- E** Emergency
- F** Digital Dim
- G** Digital Dim + Emergency
- J** Switch Dim
- K** Switch Dim + Emergency
- S** DALI Dim
- T** DALI Dim + Emergency
- C** DALI Dim + DALI Emergency

- 3** Warm (3000K)    **4** Neutral (4000K)
- I** White (RAL 9010)    **2** Urban Graphite (RAL 7046)    **3** Black (RAL 9005)
- I44** 2x 5m Twin Suspensions (wires only)

Tel: (0191) 280 9911    Email: [technical@hacel.co.uk](mailto:technical@hacel.co.uk)    Web: [www.hacel.co.uk](http://www.hacel.co.uk)