

Case Study : Kirklees College, Waterfront Quarter

Huddersfield, Yorkshire, UK. // September 2011



Project information	
Project name and location	Kirklees College, Waterfront Quarter, Huddersfield, Yorkshire, UK.
Date	August 2011 (due to open Sept 2012)
Building type and size	College / 24,000sq.metres (9 storeys)
Suspended services	Lighting, Electrical containment, Heating and Water Pipework
Products	Grippple Trapeze

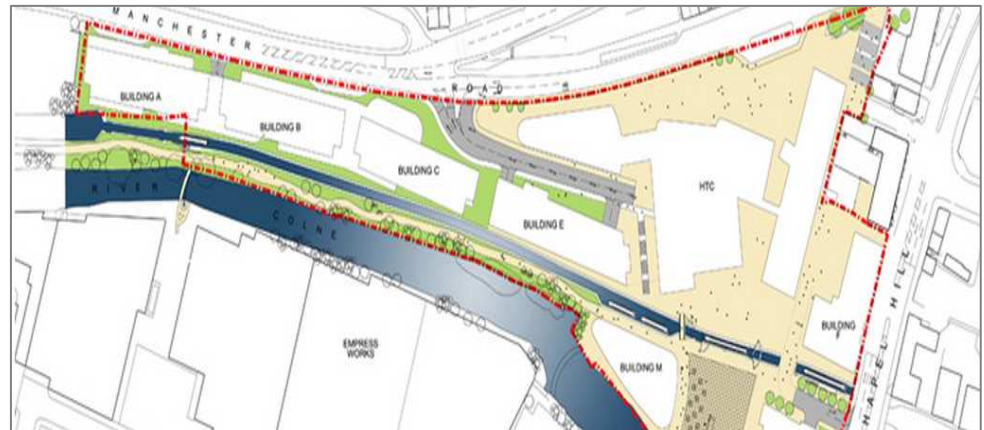


Project outline



The Waterfront Quarter is a superb multi-use development set to re-energise the Huddersfield waterfront. The development sits on the banks of both the river Colne and the Huddersfield Narrow canal.

In addition to the new college, it will host offices, hotels, restaurants, cafes and bars.



In September 2012, Kirklees College will open a brand new state-of-the-art campus. Work is underway on the multi-million pound building which will replace the current centre at the New North Road.

Only 13 colleges were given funding by the LSC (Learning & Skills Council) .

Preparation on the site began in November 2009 and building work which is due to last 104 weeks, started in Easter 2010. The development covers 24,000 sq.metres, with the tallest floors being 9 storeys high .


It aims to achieve a BREEAM excellence rating for its low environmental impact (Building Research Establishment Environmental Assessment Method) with the innovative technology used to support sustainability throughout the project build and also on a day-to-day basis.



GripplE's part in this excellence status is not insignificant. By using the GripplE Trapeze No.3 as opposed to traditional threaded rod, substantial carbon savings are made. From Environmental Impact Studies carried out by GripplE, for every one metre of wire rope used instead of threaded rod, a CO₂ saving of 1.2kg is made. That's a 95% reduction in CO₂ emissions.

Multiply this by the quantity used on site to-date and that adds up to almost **7 tonnes of CO₂ savings**.

Then add to this calculation, the shipping of bulky, heavy threaded rod to site, instead of compact, easy to carry GripplE and it really starts to make a difference.



It's too often the case on site, that contractors have to cope with the knock-on effects and delays outside their control, causing frustration and putting them behind schedule and ultimately costing money.

Airedale M&E Ltd. were the electrical contractors on site and Mark Lucciarini and Mark Gooch were proactive in devising an innovative way to ensure they got ahead of the game despite events outside their control.

They needed to install the electrical containment brackets as soon as possible, but obviously it could not obstruct the other trades on site nor impinge on the Health & Safety requirements.

Using threaded rod was never an option – hanging lengths of rod would be absolutely too dangerous and hazardous to work around.




However, with the Grippler Trapeze and wire rope system, the M8 stud was fitted to the ceiling and the Trapeze unit installed under the channel. Then the channel could be pushed tight up to the soffit, leaving a neat installation and no danger.

Then, when ready, the channel was dropped to the required height using the Trapeze integral adjustment key and then the containment was installed in seconds.



“This method worked really well. We could get ahead of the game and the guys were never waiting around for dry liners, walling contractors etc, to get OUR installation started.

This is not the first time we've used Grippler on a job and it certainly won't be the last!”

Project Engineer



“The Grippler system was so strong that we installed pipe work off Grippler suspensions as well”.



Visit

www.gripple.com

for more Grippler case studies