

Legni


- Timber effect
- Suitable for both floor + wall applications
- Frost-proof



grestec.co.uk / 0345 130 2241



110x900, 150x900, 225x900 (MM)



EAL6593
R10/B

EAL6573
R9/A

EAL6574
R11/B

EAL6582
R10/B

EAL6583
R10/A

EAL6594
R10/A

EAL6571
R11/C

EAL6581
R11/A

EAL6592
R10/C

100x600, 150x1200, 200x1200, 300x1200 (MM)



EAL6547
R9/A

EAL6596
R10/A

EAL6544
R10/B

EAL7484
R10/B

EAL7482
R11/B

EAL6548
R10/A


EAL7483
R10/A

EAL6546
R10/B

EAL6598
R10/A

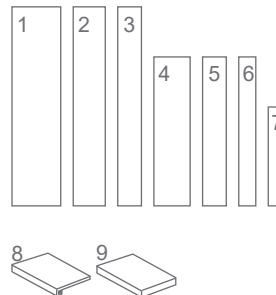


EAL6600
R10/A



EAL6597
R10/A



	SIZE (MM)	THICKNESS	FINISHES
1	300x1200	10MM	NAT
2	200x1200	10MM	NAT
3	150x1200	10MM	NAT
4	225x900	10MM	NAT
5	150x900	10MM	NAT
6	110x900	10MM	NAT
7	100x600	10MM	NAT
8	340x1200, 340x900, 340x450	10MM	NAT
9	340x1200, 340x900, 340x450	10MM	NAT



REQUEST SAMPLES, PRINT COLOURS MAY VARY.

FIND US ON:





Technical specification

Technical Characteristic	Standard	Average Values
Water absorption	ISO 10545-3	0.02%-0.04%
Sizes	ISO 10545-2	Conforms
Appearance	ISO 10545-2	Conforms
Bending strength	ISO 10545-4	55N/mm ²
Deep abrasion resistance	ISO 10545-6	130 mm ³
Coefficient of linear thermal expansion	ISO 10545-8	6,2x10 ⁻⁶ °C ⁻¹
Resistance to thermal shock	ISO 10545-9	Resistant
Frost resistance	ISO 10545-12	Frost proof
Resistance to chemical products	ISO 10545-13	Conforms
Colour resistant to light	DIN 51094	No change in brightness or colour
Stain resistance	ISO 10545-14	Class 5
Slip resistance (shod)	DIN 51130	See individual colours for details
Slip resistance (Barefoot)	DIN 51097	See individual colours for details

Cleaning and maintenance advice

Initial washing

The initial washing is fundamental for good treatment results. The initial washing is aimed at removing any laying residues and building grime.

Product	Deterdek (1:5 diluted in water)
Coverage	Deterdek (5 l per 100m ²)
Equipment	Single-disc professional polisher, liquid vacuum cleaner and cloth
Procedure	<ul style="list-style-type: none"> • After the floor is swept and soaked with water, spread the diluted Deterdek onto the floor. • Then scour with single-disc professional polisher. • Vacuum the residue, rinse the floor well and then mop with a liquid vacuum cleaner or a cloth.

Routine maintenance

The aim of the routine maintenance is to remove dirt and scuff marks. Must be carried out regularly.

Product	Filacleaner (Diluted 1:50 in warm water)
Equipment	Cloth or mop (For large areas the use of a cleaning machine is recommended)
Procedure	<ul style="list-style-type: none"> • Dilute Filacleaner in warm water • Wipe a cloth wet with the solution over the floor • Rinse the floor in case of concentrated solutions of Filacleaner

Special maintenance

Special maintenance is carried out in case of very stubborn dirt, when the routine maintenance is not enough to restore the original look of the surface.

Product	Fila PS/87 (1:5 diluted in water)
Coverage	5 l per 100m ² (when diluted 1:5)
Equipment	Single-disc professional polisher
Procedure	<ul style="list-style-type: none"> • Dilute Fila PS/87 in 1:5 in water • Apply to the floor previously soaked with water and leave for a few minutes • Scrub with a single disc professional polisher • Mop up residue with a liquid vacuum cleaner or cloth

FIND US ON:

