

Country

- Ceramic
- Matt + gloss finishes
- Chevron designs

13
COLOURS

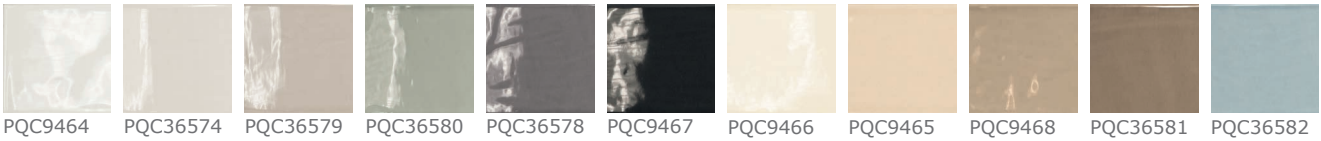
2
FINISH

4
TILE SIZES


grestec.co.uk / 0345 130 2241



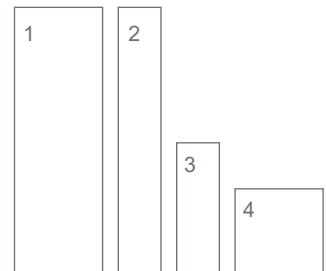
GLOSS



MATT



SIZE (MM)	FINISHES	PQC9464	PQC36574	PQC36579	PQC36580	PQC36578	PQC9467	PQC9466	PQC9465	PQC9468	PQC36581	PQC36582	PQC36576	PQC36577
1 132x400	MATT GLOSS	■	■	■	■	■	■	■	■	■	■	■	■	■
2 65x400	MATT GLOSS	■	■	■	■	■	■	■	■	■	■	■	■	■
3 65x200	MATT GLOSS	■	■	■	■	■	■	■	■	■	■	■	■	■
4 132x132	- GLOSS	■	■				■	■	■	■				



REQUEST SAMPLES, PRINT COLOURS MAY VARY.

FIND US ON:



Technical specification

Technical Characteristic	Standard	Average Values
Sizes	ISO 10545-2	Qualified
Water absorption	ISO 10545-3	15-18%
Bending strength	ISO 10545-4	>20N/mm ²
Thermal expansion coefficient	ISO 10545-8	Qualified
Thermal shock resistance	ISO 10545-9	Qualified
Hair crack resistance	ISO 10545-11	Qualified
Chemical resistance	ISO 10545-13	Class GHA
Stain resistance	ISO 10545-14	Class 5

Cleaning and maintenance advice

Initial washing

The initial washing is fundamental for good treatment results. The initial washing is aimed at removing any laying residues and building grime.

Product	Deterdek (1:5 diluted in water)
Coverage	Deterdek (5 l per 100m ²)
Equipment	Single-disc professional polisher, liquid vacuum cleaner and cloth
Procedure	<ul style="list-style-type: none"> • After the floor is swept and soaked with water, spread the diluted Deterdek onto the floor. • Then scour with single-disc professional polisher. • Vacuum the residue, rinse the floor well and then mop with a liquid vacuum cleaner or a cloth.

Routine maintenance

The aim of the routine maintenance is to remove dirt and scuff marks. Must be carried out regularly.

Product	Filacleaner (Diluted 1:50 in warm water)
Equipment	Cloth or mop (For large areas the use of a cleaning machine is recommended)
Procedure	<ul style="list-style-type: none"> • Dilute Filacleaner in warm water • Wipe a cloth wet with the solution over the floor • Rinse the floor in case of concentrated solutions of Filacleaner

Special maintenance

Special maintenance is carried out in case of very stubborn dirt, when the routine maintenance is not enough to restore the original look of the surface.

Product	Fila PS/87 (1:5 diluted in water)
Coverage	5 l per 100m ² (when diluted 1:5)
Equipment	Single-disc professional polisher
Procedure	<ul style="list-style-type: none"> • Dilute Fila PS/87 in 1:5 in water • Apply to the floor previously soaked with water and leave for a few minutes • Scrub with a single disc professional polisher • Mop up residue with a liquid vacuum cleaner or cloth