


# HydroPlanter FLEX


## Installation Guide



T: 01580 830800  
E: [enquiries@greenblueurban.com](mailto:enquiries@greenblueurban.com)  
W: [greenblue.com](http://greenblue.com)




1



Excavate hole as per engineers' designs.

2



Run drainage pipe to destination - either surface (A) or sub surface (B).


3



Assemble outlet point underneath planned rain garden - then insert red cap to prevent debris ingress.


T: 01580 830800  
E: [enquiries@greenblueurban.com](mailto:enquiries@greenblueurban.com)  
W: [greenblue.com](http://greenblue.com)

4




Backfill to outlet level and drain trench.

5



Lay HydroPlanter Flex Protective Fleece layer - cut Fleece around the outlet.

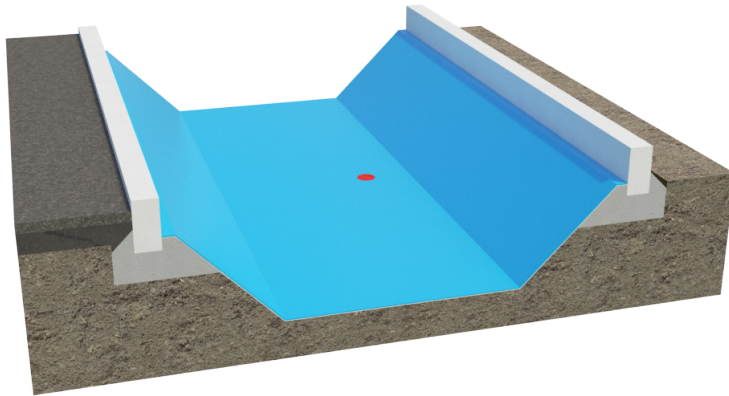
6



Lay HydroPlanter Flex Waterproof Liner.

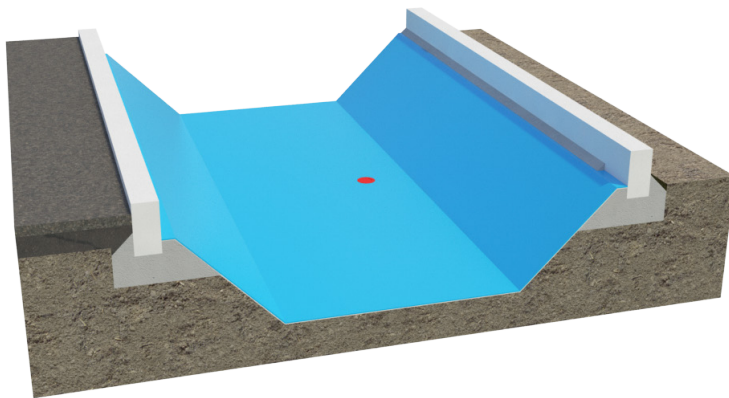
T: 01580 830800  
E: [enquiries@greenblueurban.com](mailto:enquiries@greenblueurban.com)  
W: [greenblue.com](http://greenblue.com)

7




Cut liner round outlet & insert HydroPlanter Flex Outlet Seal ensuring sound waterproof seal.

8



Finish liner off around perimeter if finishing to hard surface edging.


9



Position HydroPlanterFlex Exceedance Chamber over drain outlet.


T: 01580 830800  
E: [enquiries@greenblueurban.com](mailto:enquiries@greenblueurban.com)  
W: [greenblue.com](http://greenblue.com)

10




Run GLPIPE60A 60mm Perforated Drainage Pipe to HydroPlanter Flex Exceedance Chamber.

11



Fill GBUDRAINIA 10mm Pea Shingle Drainage Stone to 150mm depth.


12



Lay GBU Hessian Separation Membrane - Double layer lap 200mm up sides of liner and around exceedance chamber.


T: 01580 830800  
E: [enquiries@greenblueurban.com](mailto:enquiries@greenblueurban.com)  
W: [greenblue.com](http://greenblue.com)

13




Fill ArborSoil Hydro MAX soil to required level.

14



Lay stone/slate mulch approx. 20mm/30mm deep on surface.

15



Planting as per landscape architects' plan.

T: 01580 830800  
E: [enquiries@greenblueurban.com](mailto:enquiries@greenblueurban.com)  
W: [greenblue.com](http://greenblue.com)