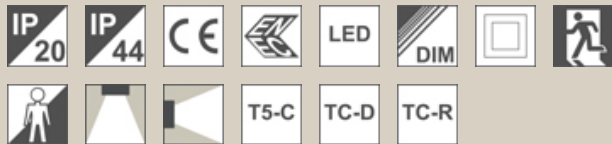


A10 | A10 LED

Decorative, flexible and energy efficient



Glamox A10-S is a very versatile circular luminaire with high light output and a decorative illumination on the ceiling or wall. A10 is available with compact fluorescent light source as well as LED technology. A10 LED is delivered with LED modules with lifetime of minimum 50.000 hours (L70).

This decorative luminaire fits very well in applications like corridors, staircases, bathrooms and locker rooms with its easy maintenance. Most of the variants comply with the demand for IP44 protection.

A10 is supplied with the housing and diffuser in Polycarbonate (PC) and a gear tray of steel. The focus on energy efficiency, modern light sources and ultra-sonic motion sensor, makes this a solution for the future. Our smart solution for emergency and semi-integrated battery box (IP 20) does not affect the decorative design.

A10 is available in two different sizes Ø350 and Ø440.

A10 | A10 LED



A10-S350



A10-S440



A10-S350



A10-S440

A10 | A10 LED

TECHNICAL DESCRIPTION

LIGHT SOURCE

LED
Colour tolerances: MacAdams 3
Colour rendering: CRI 80
Lifetime: Minimum 50 000 hour, L70, Max Ta

A10-S350
LED 1100 lumen out

A10-S440
LED 1400 lumen out
LED 2500 lumen out

For precise lumen values please see the data sheet on item level

Conventional with compact fluorescent tubes

A10-S350
1 x TC-D 18, 26W,
1 x T5-C 1x22,
2 x TC-D 18W,
2 x TC-R 14W,

A10-S440
1 x T5-C 40W,
2 x TC-D 26W,
2 x TC-R 17W

Supplied with or without light sources.

BALLAST

LED:
Fixed output (HF), DALI dimmable (100-1%), AC (light modulation with a frequency of 100Hz)
Conventional with compact fluorescent tubes:
Electronic ballast (HF), analogue dimming (HFDa), digital dimming (HFDd) or DALI

BODY MATERIAL & COLOUR

House and diffuser in Polycarbonate (PC) and geartray in steel.

MOUNTING

Surface mounted luminaire for installation on flush mounting box or on the ceiling and wall.

CONNECTION

5 pole push-in terminal block prepared for through wiring.

INTEGRATED EMERGENCY LIGHT

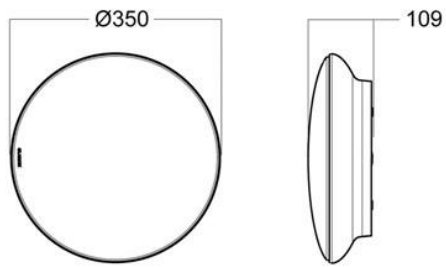
Most variants can be supplied with emergency lighting systems (Standard, SelfTest or DALI addressable).

INTEGRATED SENSORS

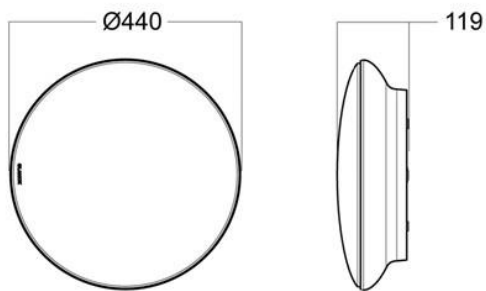
Ultrasonic movement sensor type U-SEN

A10 | A10 LED

MEASUREMENT DRAWINGS



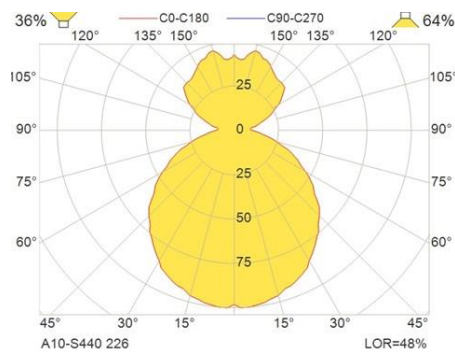
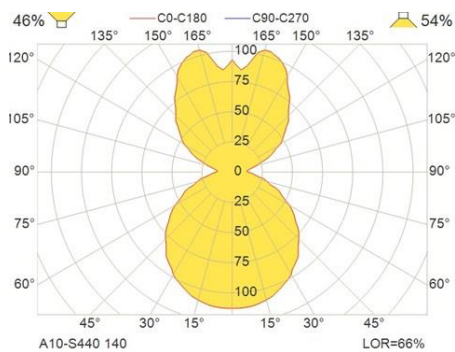
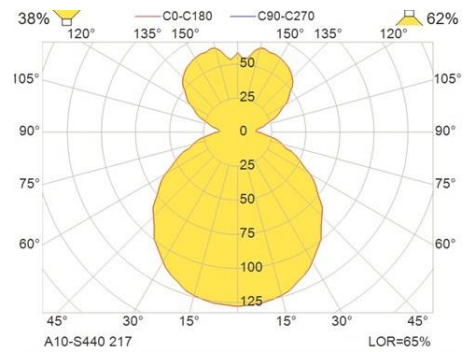
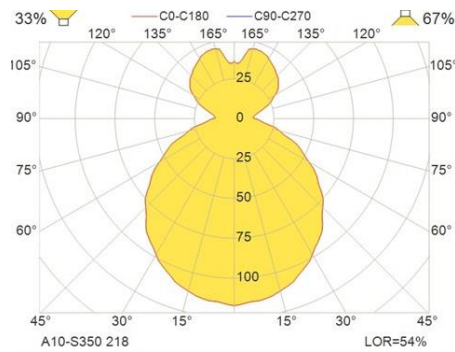
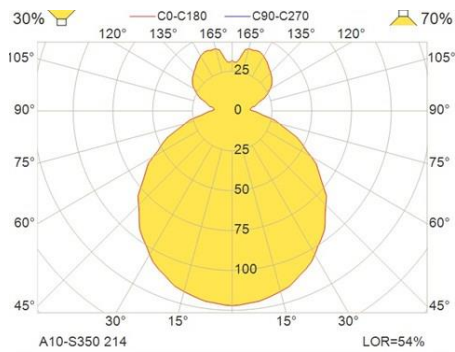
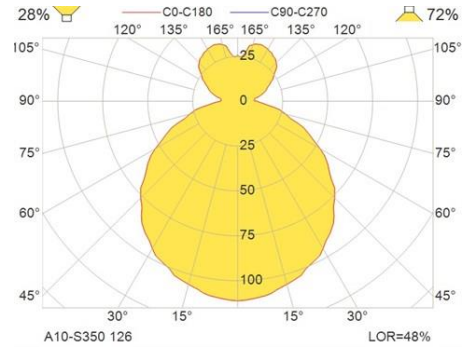
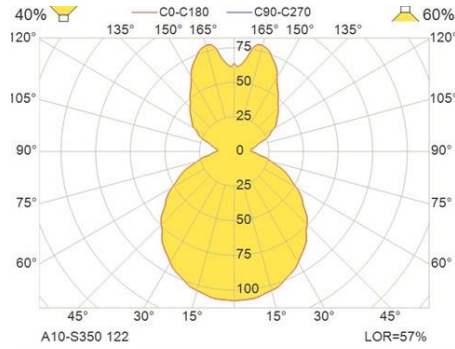
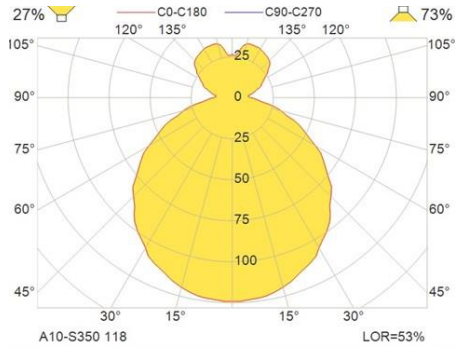
A10-S350



A10-S440

A10 | A10 LED

LIGHT MEASUREMENT DRAWINGS



A10 | A10 LED

GALLERY



Halo effect



Integrated emergency and battery box



A10 is well suited in stairways



A10 and A40



A10 in public bathroom



A10 in combination with A40