

## TECHNICAL INFORMATION

# Using Geberit washbasin taps with CLAGE E-mini instant water heaters

---

## 1 About this document

This Technical Information is about the use of Geberit washbasin taps with CLAGE E-mini instant water heaters.



The document shows which Geberit washbasin taps with electronic flush actuation can be combined with which electronic mini instant water heaters from CLAGE. This information is a joint recommendation from Geberit and CLAGE. The document also contains additional information such as planning rules, connection examples and accessories.

---

Contact:

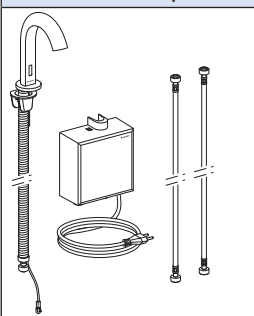
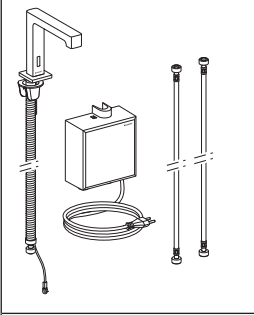
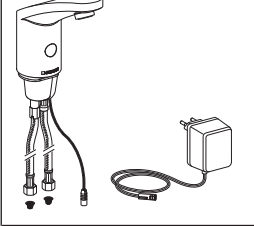
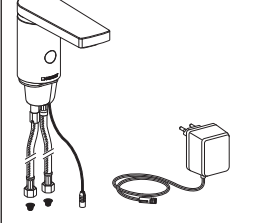
Valid as of: 01.09.2019  
Valid until: –

## TECHNICAL INFORMATION

# Using Geberit washbasin taps with CLAGE E-mini instant water heaters

## 2 Suitable Geberit washbasin taps

Table 1: Suitable Geberit washbasin taps

Washbasin tap	Tap aerator	Run-on time
 <p>Geberit washbasin tap Piave, deck-mounted, mains operation, with exposed function box, without mixer Art. no. 116.161.21.1</p>	<p>Geberit tap aerator (accessory):</p> <ul style="list-style-type: none"> <li>• With MCX3 E-mini instant water heater: 1.9 l/min, art. no. 243.637.00.1</li> <li>• With MCX7 E-mini instant water heater: 3.8 l/min, art. no. 243.636.00.1</li> </ul>	3seconds
 <p>Geberit washbasin tap Brenta, deck-mounted, mains operation, with exposed function box, without mixer Art. no. 116.171.21.1</p>		
 <p>Geberit washbasin tap type 185, mains operation, without mixer Art. no. 116.135.21.1</p>	<p>CLAGE tap aerator (included in scope of delivery with E-mini instant water heater):</p> <ul style="list-style-type: none"> <li>• With MCX3 E-mini instant water heater: CSP3</li> <li>• With MCX7 E-mini instant water heater: CSP6</li> </ul>	3seconds
 <p>Geberit washbasin tap type 186, mains operation, without mixer Art. no. 116.136.21.1</p>		

### Planning rules:

- only use washbasin taps without mixers
- only use the water-saving tap aerators specified in the table
- use washbasin taps with mains operation. Washbasin taps with battery operation can also be used, but a mains connection is usually present because of the E-mini instant water heater
- use the Geberit Service Handy to set the run-on time to 3 seconds:
  - Geberit washbasin taps Piave and Brenta: menu item 43 = [3]
  - Geberit washbasin taps type 185/186: menu item 30 = [C] and menu item 43 = [3]

Contact:

Valid as of: 01.09.2019  
Valid until: –

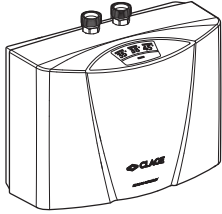
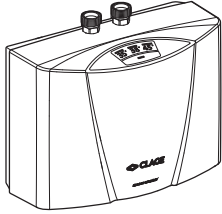
## TECHNICAL INFORMATION

# Using Geberit washbasin taps with CLAGE E-mini instant water heaters

### 3 Suitable CLAGE E-mini instant water heaters

The Geberit washbasin taps referred to above can be combined with the following CLAGE E-mini instant water heaters:

Table 2: Suitable CLAGE E-mini instant water heaters

E-mini instant water heater	Tap aerator	Temperature setting
 <p data-bbox="408 707 879 775">MCX3, 3.5 kW, 230 V, with mains plug Art. no. 1500-15003</p>	<p data-bbox="999 696 1217 792">CSP3 (included in scope of delivery)</p>	<p data-bbox="1257 725 1401 757">35 or 38 °C</p>
 <p data-bbox="408 967 959 1034">MCX7, 6.5 kW, 400 V, permanent connection Art. no. 1500-15007</p>	<p data-bbox="999 956 1217 1052">CSP6 (included in scope of delivery)</p>	<p data-bbox="1257 985 1401 1016">35 or 38 °C</p>

Contact:

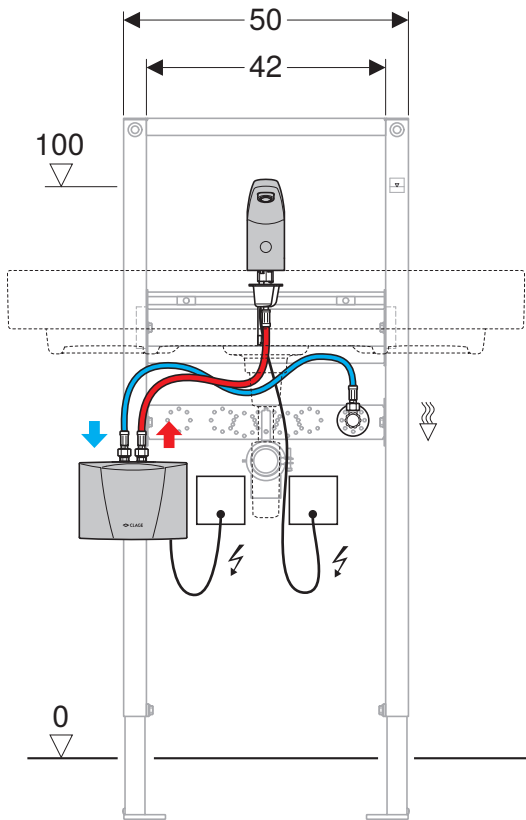
Valid as of: 01.09.2019  
Valid until: –

## TECHNICAL INFORMATION

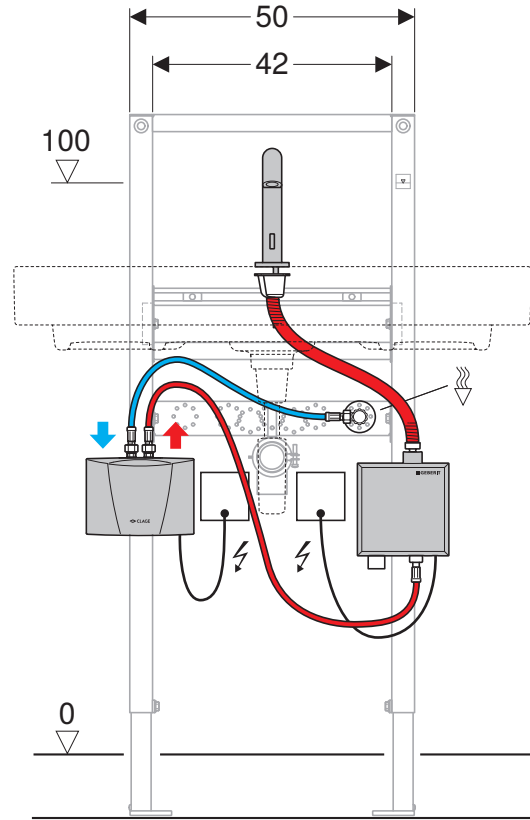
# Using Geberit washbasin taps with CLAGE E-mini instant water heaters

## 4 Connection examples

For Geberit washbasin taps type 185/186



For Geberit washbasin taps Piave/Brenta



Contact:

Valid as of: 01.09.2019  
Valid until: –