


AIPHONE

GT Series

Multi-Tenant Entry Security



GT Series

Multi-Tenant Entry Security

Up to **16 Entrances** and **500 Tenants** per building

Identify
Visitors

Unlock
Doors

Equality Act
Compliant
Design

Variety of
Stations

Easy to
Use



GT Series Solutions

Apartments & Condominiums

Easy to use entry panels and tenant stations for all types of multi-tenant buildings, even those with concierge

Office Buildings

The GT Series complements virtual receptionist systems by allowing tenants to view visitors and authorize entry.

High-Rise Complexes

Larger buildings have multiple entrance points such as garages and service entrances. The GT Series can accommodate up to 16 building entrances and 500 tenants.

Dormitories & Campus Housing


With custom access codes, card reader integration, and security screening, the GT Series provides additional safety features and conveniences for today's students.

Mixed-Use Buildings

Entry stations for a single door or multiple entrances provide security for residential or commercial tenants.

Assisted Living Communities

Optional panic switches and pull cords can be integrated into the GT Series to alert staff of an emergency with a resident.



GT Series Benefits

Retain Quality Residents



Provide the technological features today's residents are looking for in their homes.

Increase Property Value

Invest in dependable security products from a reputable manufacturer.

Reliable, Dependable Product

Aiphone stands behind its products, which is why the GT Series comes with a three year warranty.



SECURE BUILDING ENTRANCES


Provide 24/7 security with the GT Series. Keep buildings locked and allow tenants to safely identify visitors. If there is an issue at an entrance, tenants can quickly contact security or the manager's office.



170° PanTilt & Zoom video camera for larger viewing area



One touch door release from tenant stations or concierge



Access code keypad for keyless tenant entry into building



Perfect for service entrances, garages, or other secondary locations



Secondary video input at entrance panel for CCTV cameras



Choose from ready-to-install or modular entrance stations



Concierge or doorman visitor screening




USB port on digital entrance panels and GT-MK for programming system

Windows® 10, Windows 8, and Windows 7 compatible!

For Main Entrances, Service Doors, Garages, or Self-Service Reception Areas Entrance Stations

Up to 16 stations per system. Mix and match station styles.



All-in-One Panel

Energy Saver Mode

GT-DM

All-in-One Entrance Panel

- Audio and video
- Access control
- Scrolling directory
- Upload custom bitmaps for a unique welcome screen
- Motion sensor turns on LCD during Energy Saver Mode
- Voice guidance
- Stainless steel
- Flush or surface mount



Modular Panels

GT Series Modular Entrance Panels

Individual Components for Customization

- Audio and video or audio only
- Customize panels to accommodate the needs and budget
- Digital Display with Name Scrolling or Direct Select buttons
- Access control
- Voice guidance
- Variety of modules
- Flush or surface mount
- Readily Available in Marine Grade Stainless Steel or Zintec

For Building Owners and Property Management Firms

Mix & Match Stations to Provide Levels of Convenience

Studio homes can be equipped with basic GT Series stations while penthouses can have stations with added features, such as picture memory, concierge communication, and elevator control.

500 Unique Access Codes

Create different security codes for each tenant to access the building.

No Monthly Phone Bills

The GT Series is a hardwired system, preventing unnecessary monthly expenses.

Access Control Integration

Card reader modules are available to maintain building aesthetics.

Postal Service Access

Install Trade buttons and timer to allow access at designated times.



For Doormen or Managers' Offices Concierge Station

Up to 4 stations per system.

Provide visitor screening and emergency assistance



GT-MK

Concierge / Security Guard Station (optional)

- Up to 4 units per system
- Residents can easily call GT-MK using tenant stations



Replace the peephole!

Personal Door Stations

Up to 500 stations per system, 1 per tenant.

Allow tenants to conveniently identify who is on the other side of their own door using their inside tenant station.



JK-DA | JK-DV | JK-DVF | GT-D

Personal Tenant Door Stations (optional)

- Install outside individual tenant doors
- Safely confirm identity from inside
- 170° camera allows for large viewing area of hallway (JK-DA, JK-DV, and JK-DVF only)
- Requires GT-2C-L

CONTROL BUILDING ENTRANCES

When a visitor calls from a GT Series entrance station, tenants may view, communicate, and easily unlock the door for the guest. If there is an emergency, the tenant can contact the concierge station for help.



Hands-free communication once a door call is answered



Internal communication* between stations within a residence



PanTilt & Zoom feature allows for greater detail of visitors



OPTION button can control external devices, such as an elevator



For Inside Apartments, Condominiums, or Offices

Hands-Free Tenant Stations with PTZ

Up to 500 GT-2C-Ls, GT-1C-Ls, GT-1M-Ls, GT-1Ds, or GT-1As per system. Mix and match all tenant station styles within a system.



GT-2C-L - Master Station



GT-2H-L - Sub Master Station

Full Featured Tenant Stations*

Up to 4 units per tenant (up to 2,000 tenant stations total)

- Internal communication
- Record visitors automatically to see who stopped by
- Supports Suite Security
- Up to 4 units per tenant using only 1 power supply
- Use with Tenant Door Stations to replace peepholes
- PanTilt & Zoom camera control
- Visually identify and communicate with visitors
- Unlock doors
- Video output and standard doorbell input
- Communicate with Concierge Stations



GT-1C-L

Tenant Station

Up to 2 video stations and 2 audio stations per tenant

- PanTilt & Zoom camera control
- Visually identify and communicate with visitors
- Unlock doors
- Standard doorbell input
- Communicate with Concierge Stations



For noisy environments

GT-HS (optional)

Handset Accessory

- For use with the GT-2C-L, GT-2H-L, or GT-1C-L
- Easy to install add-on handset for noisy environments or to provide call privacy

Control entrances from a phone!

New

Unlock doors with a telephone or cell phone!

Now the GT Series can identify and assist visitors by simply answering the phone.



GT-TLI
Audio Only Telephone Line Adaptor

The best of both worlds!

Using the GT-TLI, building owners can choose to add audio only telephone entry control to some or all apartments. The GT-TLI can also dial out to roaming building staff or offsite property management firms.



Connect up to 4 alarm or utility sensors. When a device is triggered, the unit's siren will activate while alerting Concierge / Doorman Stations of trouble in the apartment.



Water Sensors
Detect leaks early to prevent extensive property damage



Personal Emergency Devices
Provide residents with safety and peace of mind



Emergency Pull Cords
Ideal for tenants living on their own

Basic Tenant Stations

Cost effective alternatives for the budget minded building owner. Mix and match all tenant station styles within a system.



GT-1M-L
Tenant Station
Up to 2 video stations + 2 audio only stations per tenant

- Visually identify and communicate with visitors
- Unlock doors
- Standard doorbell input
- Communicate with Concierge Stations



GT-1D
Audio Only Tenant Station
Up to 4 audio only stations per tenant

- Talk with visitors
- Unlock doors
- Standard doorbell input
- Communicate with Concierge Stations



GT-1A
Audio Only Tenant Station
Up to 4 audio only stations per tenant

- Talk with visitors
- Unlock doors
- Standard doorbell input
- Communicate with Concierge Stations



GT-TLI
Audio Only Telephone Line Adaptor
Use alone or with another tenant station

- Talk with visitors from a phone
- Unlock doors from a phone
- Transfers entrance call-ins to a phone number