



## ADA Cool

Air curtain for cold stores

- Recommended installation height 2,5 m\*
- Horizontal mounting
- Lengths: 0,9 and 1,2 m

### Application

ADA Cool keeps the cold air in cold stores and also makes it possible to have an open cold store area without doors. The air curtain creates an air barrier that prevents the intrusion of warm air and also insects, exhaust fumes, smoke, dust, etc. The cost of cooling is significantly reduced and the cold air stays where it is needed. ADA Cool reduces ice formation and condensation by the doorway and improves visibility when compared to plastic strips and fast folding doors.

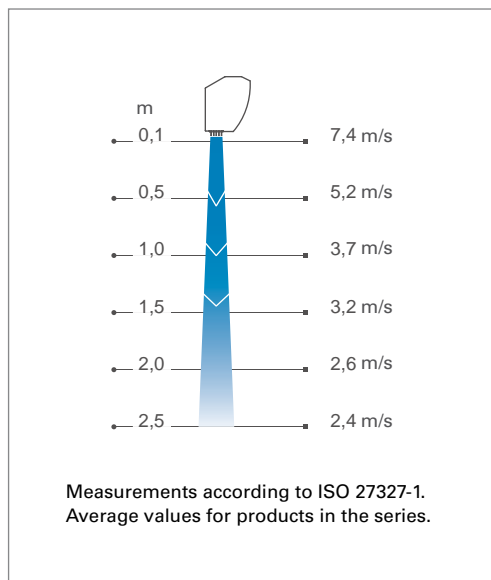
### Design

Thanks to compact design and air intake at the front, the air curtain can be mounted where space is limited between the ceiling and the upper edge of the doorway. ADA Cool has a simple connection making it possible to easily link units together in order to cover wide openings.



Optimized airflow with Thermozone technology.

### Air velocity profile



### Product specifications

- Specially designed outlet grilles for optimized performance.
- Compact and easily positioned.
- Easy installation with 1,8 m cable and plug.
- Several units can easily be linked together.
- Corrosion proof housing made of hot zinc-plate and powder enamelled steel panels. Colour: white, RAL 9016, NCS S 0500-N.

\*) Recommended installation height varies depending on the relevant premises.

## Technical specifications

✿ Ambient, no heat - ADA Cool

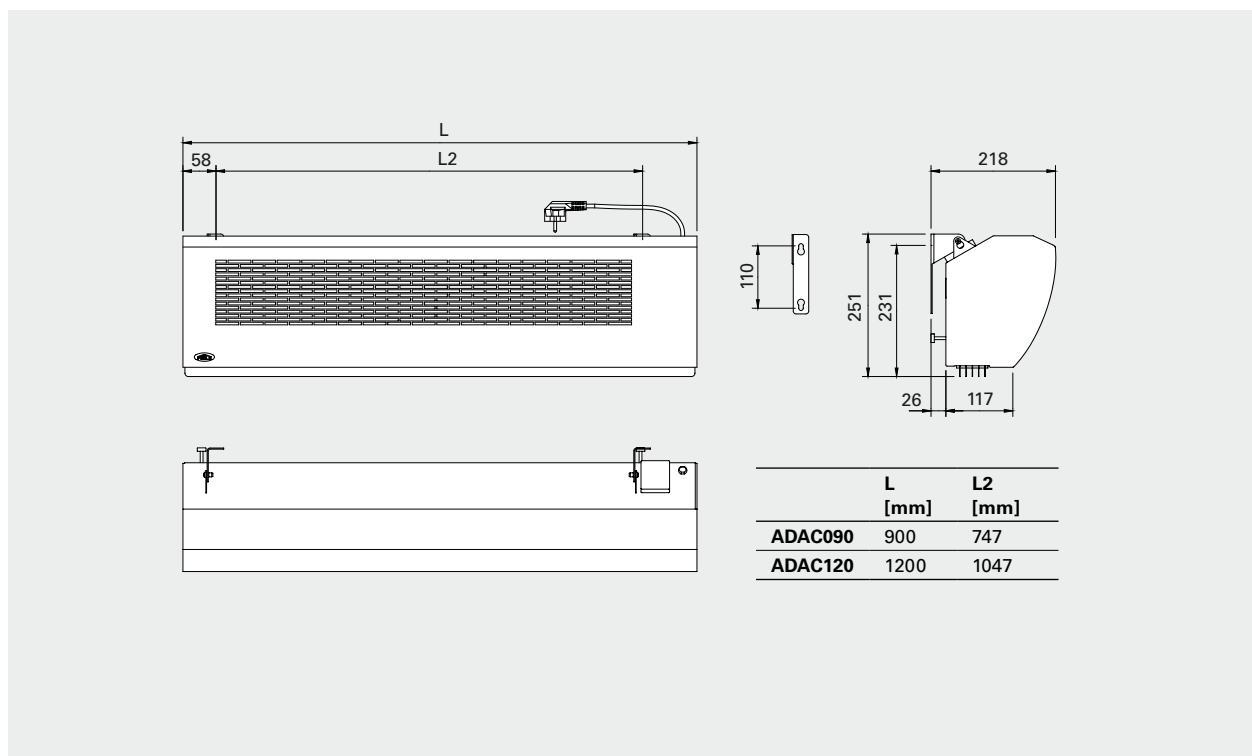
Type	Output [kW]	Airflow [m³/h]	Sound level* [dB(A)]	Voltage [V]	Amperage [A]	Length [mm]	Weight [kg]
<b>ADAC090</b>	0	800/1150	43/54	230V~	0,50	900	9,6
<b>ADAC120</b>	0	1100/1400	44/51	230V~	0,55	1200	11,8

\* ) Conditions: Distance to the unit 5 metres. Directional factor: 2. Equivalent absorption area: 200 m². At lowest/highest airflow.

Protection class: IP21.

CE compliant.

## Dimensions



# ADA Cool

## Mounting and connection

### Mounting

The air curtain is installed horizontally with the supply air grille facing downwards as close to the door as possible. As the unit is to be used to protect cold storage or freezer rooms, it must be mounted on the outside of the conditioned space. Usually the unit must be angled away from the cold storage to prevent hot air from being blown in. For the protection of wider doorways, several units can be mounted next to each other.

### Connection

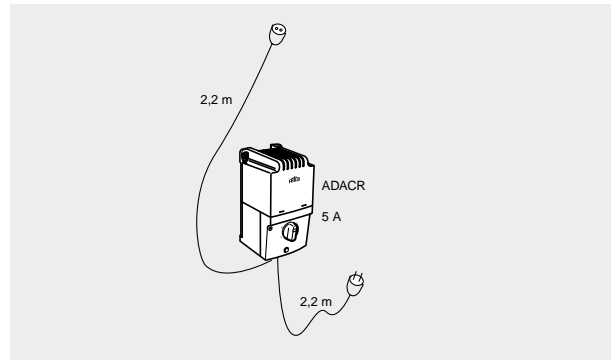
The unit is delivered with 1,8 m cord and plug and is supplied with sockets that make it easy to link up the units in series. The units should be supplemented with ADACR.



## Controls

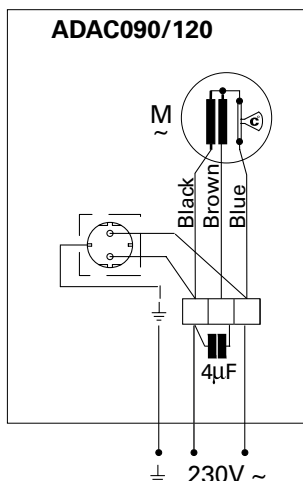
### ADACR, 5-step fan speed control

ADACR is a control and connection set consisting of a 5-step fan speed control, flexible cable and earthed plug. Can control a maximum of 7-9 units (max. 7 units at 60 Hz). Max input: 5 A. Dimensions: 200x105x105 mm. IP30.



## Wiring diagrams

### Internal wiring diagram



### Cold storage measurement

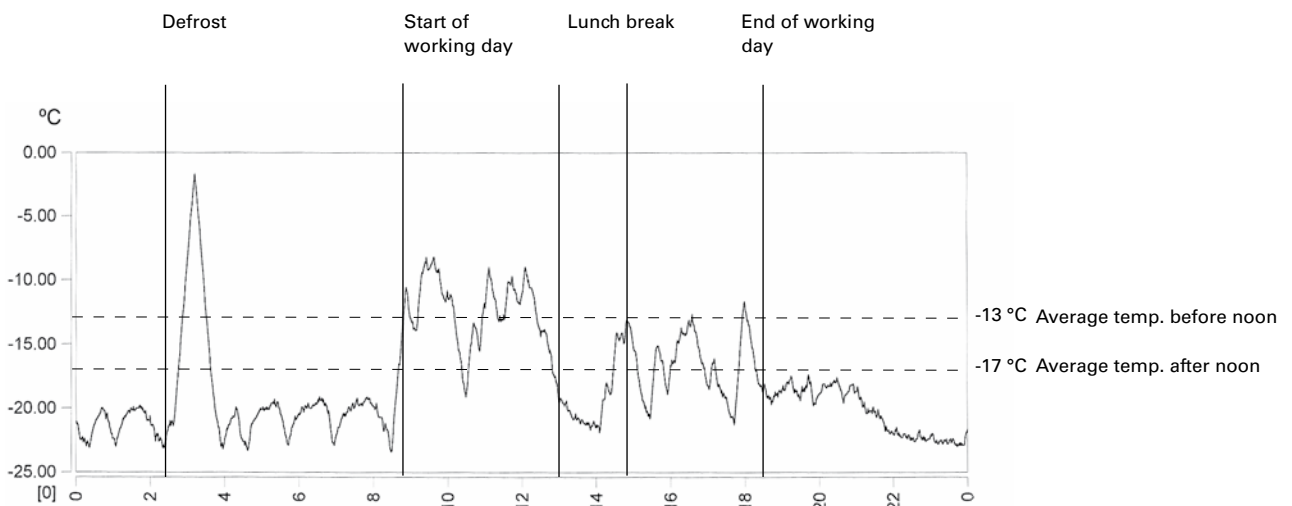
Manuel Carvalho SA, Portugal replaced plastic strips with Frico air curtain ADA Cool. They measured the temperature rise during a 24 hour period, 4 days before the installation of ADA Cool and 4 days after.

The graphs below are based on these figures. ADA Cool proved to be much more efficient in keeping the cold air inside the cold storage. Manuel Carvalho SA found further advantages compared with plastic strips. The risk of accidents is reduced when build-up of ice on the floor is prevented and visibility through the door is improved.



Customer: Manuel Carvalho SA  
 City: Gafanha da Nazare, Portugal  
 Cold storage dimension: 23x11x6m  
 Dimension of opening: 2,2x 2,5m  
 Cold storage temperature: -23 °C  
 Outside temperature: +20 °C

Temperature rise over a 24 hour period using plastic strips



Temperature rise over a 24 hour period using ADA Cool

