

fermacell Accessories




















Accessories – Allocation





















Status: June 2013






















fermacell®



Board product	Accessories	Application	Consumption	
Gypsum Fiberboards				
	mandatory:			
	fermacell Joint Filler		For filling the joints of Gypsum Fibreboards	approx. 0.2 kg/m ² for 10mm "one man boards" approx. 0.1 kg/m ² for boards of room height
	or fermacell Jointstick		For bonding the edges of Gypsum Fibreboards	approx. 20 ml/linear meter joint i.e. approx. 22 m ² wall surface (large size) or approx. 11m ² wall surface (small size)
	or fermacell Jointstick greenline		For bonding the edges of Gypsum Fibreboards, without hazard labeling	approx. 20 ml/linear meter joint i.e. approx. 22 m ² wall surface (large size) or approx. 11m ² wall surface (small size)
fermacell Screws		For fixing Gypsum Fibreboards to timber or DIN standard metal frame systems	10 to 13 pcs./m ² (each side)	
Tapered Edge Boards				
	mandatory:			
	fermacell Joint Filler		For bedding the tapes on Gypsum Fibreboards with tapered edge	approx. 0.2 kg/m ² for tapered edge boards
	fermacell Tapered Edge Mesh Jointing Tape		Reinforcement of tapered edge board joints, self-adhesive	depending on linear meter joint
	or fermacell Tapered Edge Paper Jointing Tape		Applied into the layer of filler, alternative to Tapered Edge Mesh Jointing Tape	depending on linear meter joint
fermacell Screws		For fixing Gypsum Fibreboards to timber or DIN standard metal frame systems	13 pcs./m ² wall	
optional:				
fermacell Fine Surface Treatment		For a high-quality finish	approx. 0.2 l/m ²	
fermacell Fine Surface Treatment (Powdered Form)		For complete coverage of surfaces	approx. 1000g/m ² at 1mm layer	
fermacell Fine Surface Treatment (Sprayable)		Ready-to-use filler for machine application	approx. 0,3l/m ²	
fermacell Roll-on Surface Treatment		Decorative finishing coat	approx. 0,5kg/m ² per coat	
fermacell Bonding Compound		For dot and dabbing fermacell boards	3-4 kg/m ²	
fermacell Joint Repair Tape		For use in joint repair	depending on linear meter joint	
fermacell Glue Scraper		For removing cured Jointstik and Floor Glue	-	
fermacell Board Knife		For scoring and snapping fermacell boards	-	
fermacell Spatula		For applying fine surface treatment	-	

Board product	Accessories	Application	Consumption	
 <p>Powerpanel H2O</p>	mandatory:			
	fermacell Jointstick		For bonding the edges of Powerpanel H2O boards	approx. 20 ml/linear meter joint i.e. approx. 22 m ² wall surface (large size) or approx. 11m ² wall surface (small size)
	or fermacell Jointstick greenline		For bonding the edges of Powerpanel H2O boards, without hazard labeling	approx. 20 ml/linear meter joint i.e. approx. 22 m ² wall surface (large size) or approx. 11m ² wall surface (small size)
	fermacell Powerpanel H2O Screws		For fixing Gypsum Fibreboards to timber or DIN standard metal frame systems, corrosion resistant	20 pcs./m ² wall
	optional			
	fermacell Powerpanel H2O Surface Finish		Full-surface cover, powder based	approx. 1.2 kg/m ² per mm layer
	fermacell Powerpanel Fine Surface Treatment		Ready-to-use light surface finish, for interior and exterior applications	approx. 1 l/m ² per mm layer
	fermacell Roll-on Surface Treatment		Decorative finishing coat	approx. 0,5kg/m ² per coat
	fermacell Glue Scraper		For removing cured Jointstik and Floor Glue	-
	 <p>Powerpanel H2O Tapered Edge</p>	mandatory:		
fermacell Powerpanel Fine Surface Treatment			For filling the Tapered Edges of Powerpanel H2O when painting or tiling	approx. 0,2l/m ²
or fermacell Flexible Tile Adhesive			For filling the Tapered Edges of Powerpanel H2O with an afterward tiling	approx. 0,2kg/m ²
fermacell Tapered Edge Mesh Jointing Tape			Reinforcement of tapered edge board joints, self-adhesive	depending on linear meter joint
fermacell Powerpanel H2O Screws			For fixing Gypsum Fibreboards to timber or DIN standard metal frame systems, corrosion resistant	20 pcs./m ² wall
 <p>Powerpanel HD</p>	mandatory:			
	fermacell Powerpanel HD Joint Reinforcement Tape		For reinforcing board joints, self-adhesive	depending on linear meter joint
	and fermacell Powerpanel HD Adhesive		For sealing the HD self adhesive tape	approx. 60 g per linear meter joint
	Always for <i>plastered facade</i> :			
	fermacell Powerpanel HD Light Mortar		For use with Powerpanel HD boards	approx. 6 m ² /bag at 5 mm layer
	and fermacell Powerpanel HD Reinforcement Mesh		For bedding as a continuous layer in fermacell HD Light Mortar	Overlapping approx. 10 cm
	optional			
fermacell Powerpanel HD Bellcast Profile		For a clean bottom edge detail	-	
fermacell Powerpanel HD Expansion Profile		2 part expansion joint profile	-	

Board product	Accessories	Application	Consumption
Dry Flooring Elements 	mandatory:		
	fermacell Floor Glue or fermacell Floor Glue greenline	 	For gluing fermacell flooring elements together For gluing fermacell flooring elements together, without hazard labeling
and Powerpanel H2O FlooringElement 	fermacell Perimeter Strip		For acoustic isolation between walls and fermacell flooring -
	fermacell Screws resp. fermacell Powerpanel H2O Floor Screws		For fixing fermacell flooring elements
optional			
<u>For levelling:</u>			
fermacell Dry Levelling Compound or fermacell Bonded Levelling Compound	 	For levelling uneven floors up to 100 mm A light weight cement based levelling compound for levelling from 30 mm to 2000 mm	approx. 10 l/m ² per 10 mm thickness approx. 10 l/m ² per 10 mm thickness
fermacell Self Levelling Compound		A self levelling compound for levelling from 0-20 mm	approx. 1.4 kg/m ² per 1 mm thickness
<u>Improvement of sound insulation:</u>			
fermacell Honeycomb or fermacell Honeycomb Infill	 	Special Honeycomb System for improved acoustic insulation	as required 30 mm honeycomb: approx. 2 bags/m ² 60 mm honeycomb: approx. 4 bags/m ²
<u>Use of carpets:</u>			
fermacell Joint Filler or fermacell Self Levelling Compound	 	For filling gaps between boards and stopping screwheads A self levelling compound for levelling from 0-20 mm	approx. 0.2 kg/m ² approx. 1.4 kg/m ² per 1 mm thickness
<u>For waterproofing:</u>			
fermacell Waterproofing Application		For waterproofing standard fermacell boards	approx. 800 - 1200 g/m ²
fermacell Deep Primer		For priming standard fermacell prior to Waterproofing application and H2O prior to tiling	approx. 100 - 200 g/m ² depending on substrate and dilution
fermacell Flexible Sealing Tape		For corner and joint protection	1m/linear meter joint
fermacell Internal/External Corners		For protection of internal and external corners	1 piece per corner
fermacell Pipe Penetration Patches		Elastic sealing patches	1 piece per pipe penetration
fermacell Flexible Tile Adhesive		Flexible tile adhesive for interior and exterior applications	6 notches - approx. 2.5 kg/m ² 8 notches - approx. 3.0 kg/m ² 10 notches - approx. 3.5 kg/m ²