

Epwin Group

An introduction to the Group's commercial offer for architects, specifiers and contractors of new build and refurbishment projects



LONG LIFE, LOW MAINTENANCE BUILDING COMPONENTS

Low Maintenance Building Products

The Epwin Group has developed into one of the UK's leading manufacturers of low maintenance building products. The Group supplies many of the major R&M and new build companies in both the public and private sectors as well as the wider trade market.

Supporting our Customers

Clients have access to a full range of technical and marketing support services from Epwin businesses. Design support ensures that we meet both technical and aesthetic requirements.

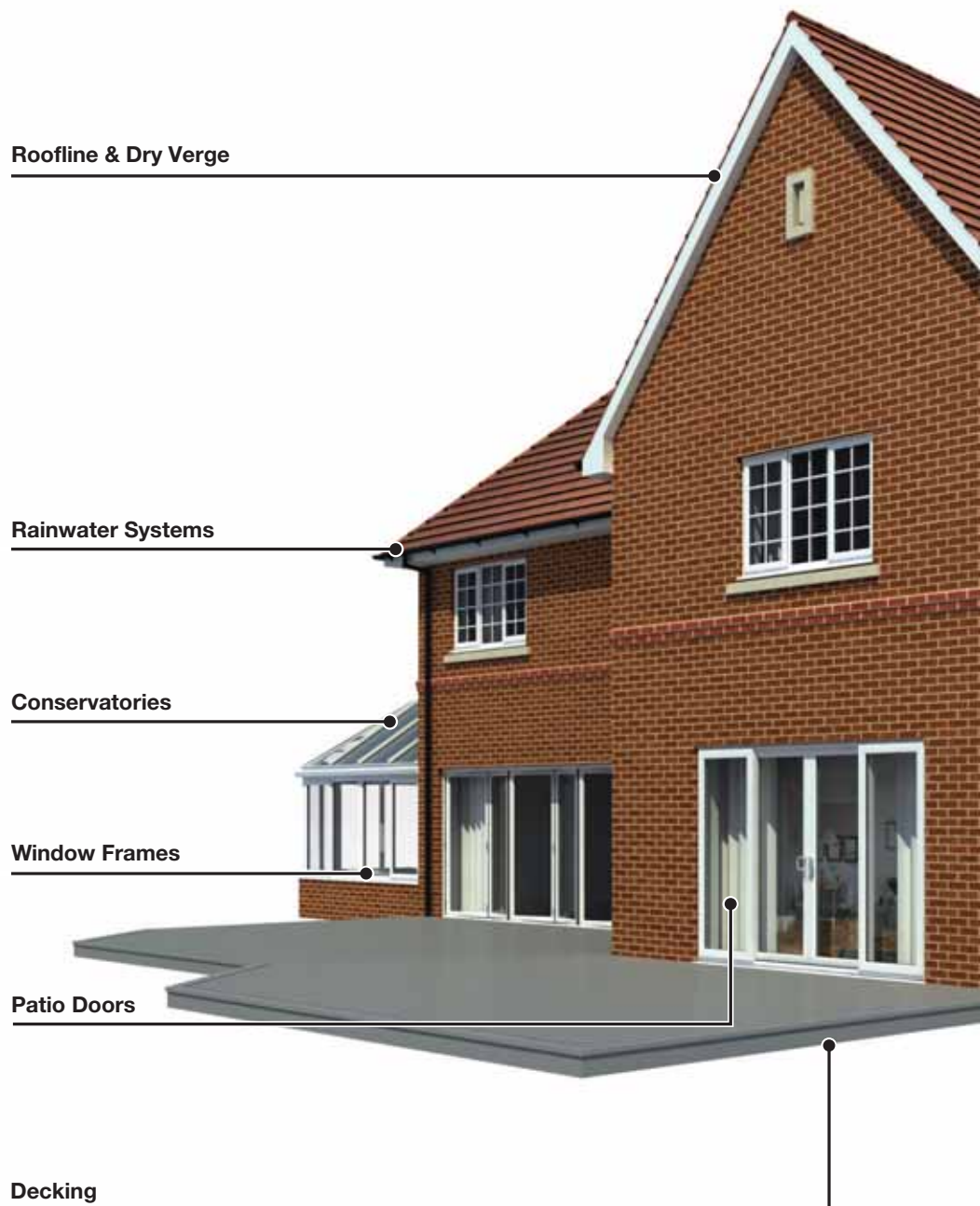
In the specification sector, scheduling and take off support ensure the correct products and quantities are ordered and supplied as required by customers.

Leaders in Quality

Epwin businesses carry relevant Certification and Accreditation for product and production systems including BSI, ISO9001, ISO14001 and OHSAS18001. Reliable product and installation guarantees also provide long-term client cover.

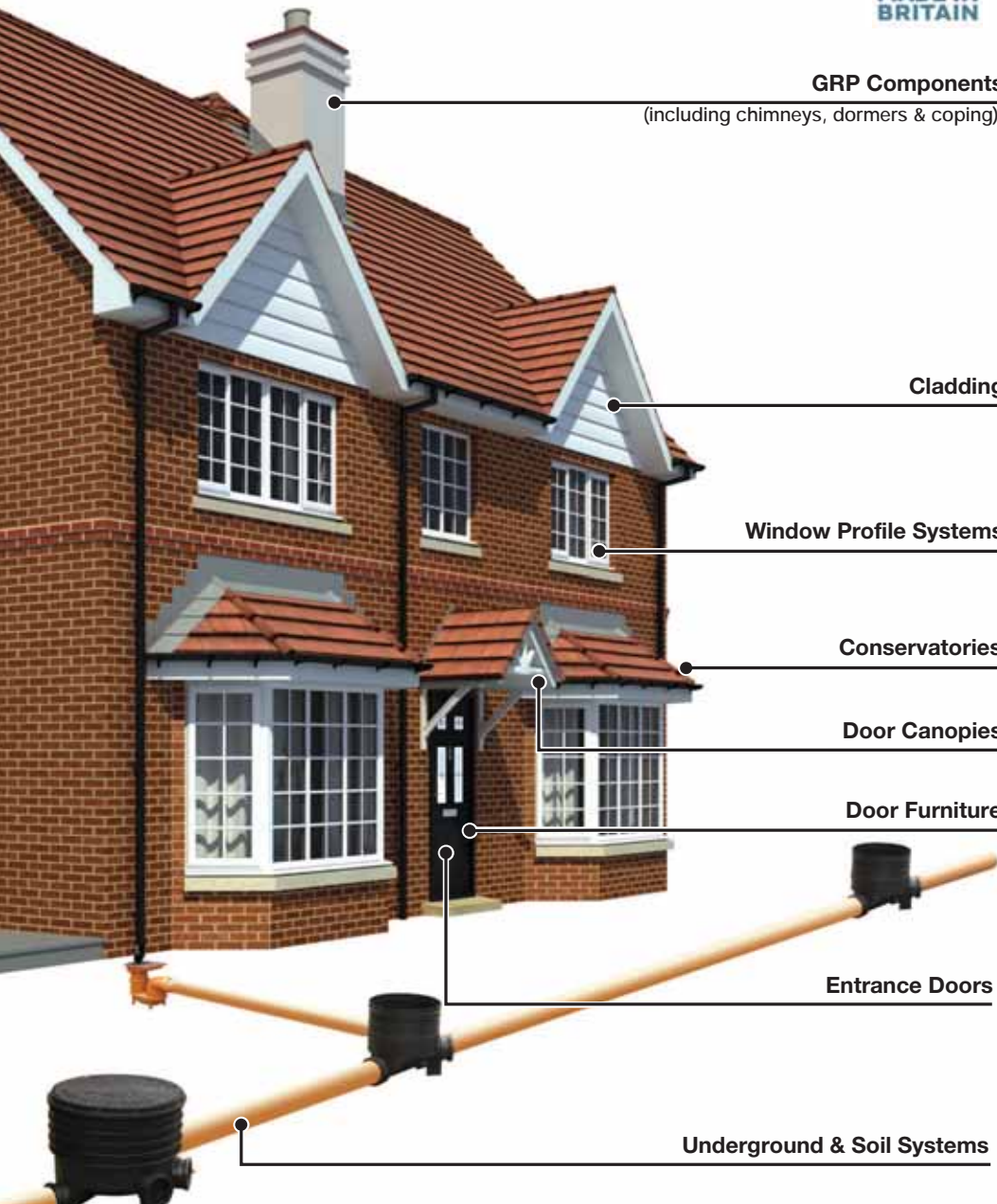
Servicing our Customers

Epwin businesses are able to manage their supply chain structures on behalf of customers. Most combinations of design, supply and fit can be catered for. Service levels are industry leading and a right-first-time approach is embedded in the management culture.



The Sustainable Material of Choice

Modern, efficient aluminium or PVC windows, doors and roofline products give decades of maintenance-free performance and can be fully recycled at the end of life.



GRP Components
(including chimneys, dormers & coping)

Cladding

Window Profile Systems

Conservatories

Door Canopies

Door Furniture

Entrance Doors

Underground & Soil Systems

Value

Aluminium, PVC and GRP products are capable of lasting the lifetime of a building. They represent excellent value, especially for doors, windows, fascias and dormers situated in exposed locations which are often inaccessible except via scaffold or cantilever platform systems.

Reduced Carbon

Products are made in efficient factories where continuous improvements in carbon reduction and energy savings are planned into the production process and are supported by the use of recycled material wherever practicable.

Epwin is at the forefront of developing wood-plastic composite products (WPC) for long term durable applications, replacing both hardwood and softwood with attendant carbon savings.

Top Industry Names

The Epwin Group is made up of some of the top names in the PVC construction components sector.

With its broad offer of products and means of supply, the Group is able to tailor its offer to exactly suite the requirements of its customers.

Windows, Doors & Curtain Walling

An unrivalled range of low maintenance, quality assured windows, doors and curtain walling offered in a range of styles and finishes to suit virtually any project.

Flush Casement

These Flush Casement windows have a contemporary, bevelled external appearance, with bevelled or sculptured internal options. This unit is one of the best on the market far surpassing others in its detailed design, energy efficiency and security. It is ideal for heritage properties while the simple lines, proportions and excellent range of colours mean it also has great potential in modern buildings. Available in 24, 28 and 32mm glazed options with a 1.2W/m²K* U-value and an A+ rating.

Casement Windows

A range of 60 and 70mm open out casement windows bringing thermal efficiency and a maintenance-free, long-lasting solution to any property. Highly accredited and available in a range of colours and finishes.

Fully Reversible

A 70mm internally beaded window system with a 180-degree pivot mechanism. Specially designed for medium-high rise applications and inaccessible locations, these windows fully rotate without impacting on the internal room space allowing for easy and safe cleaning from inside.

Vertical Sliding Windows

Ideal for new build, commercial and conservation properties. These windows combine the benefits and functionality of modern materials with the classic good looks of an authentic sash window design featuring Ovolo finishing.

Flush Tilt & Turn

The externally Flush Tilt-Turn window is specially designed to present a clean, flush face to the window and frame and so avoid the overlap between the window and frame that has previously been synonymous with PVC-U systems. The sash is neatly located inside the frame to create an elegant and sleek flush appearance.

Tilt & Turn

Ideal for high rise applications, these tilt and turn windows are available in a choice of colours. The locking mechanism and internally glazed features allow for natural ventilation to larger properties with fewer security risks.

Curtain Walling

Perfect for glazing large areas where maximum light is required, such as in communal stairwells, offices, hospitals and schools. This quality, high performance curtain walling is made to measure and is available in a range of colours and finishes.

PVC Doors

A range of accredited PVC entrance doors, fire doors, patio doors and French doors is available to complement any project.



Flush Tilt & Turn




Curtain Walling



Vertical Slider



Casement



Fully Reversible



Tilt & Turn



PVC Doors



Flush Casement

Aluminium Windows & Doors

Stellar is the very latest generation of high performance Aluminium window and door systems, with the slimmest sightlines on the market, setting new standards in style, thermal performance, system integration, cost reduction and resource use.

Less frame, more light

Stellar's super slim styling and tough powder coat finish maximises the glass area while the revolutionary reverse butt joint allows the construction of almost any frame configuration without the complexity and expense of dummy sashes or adaptors. Stellar's frames are 30% slimmer than those of its closest competitor. Based on an internally-glazed GGF standard window, with Stellar, there's an extra 12% glass area.

Reduced cost, reduced waste

Stellar uses approximately 30% less aluminium than comparable systems. It's therefore more affordable, more sustainable and less likely to generate waste.

Clean lines, adaptable style

Stellar has clean lines and the option of a genuine fully-flush casement. It has a contemporary style that also works with more traditional architecture. With a 36mm cill that replicates timber, it's also ideal for conservation areas

Thermal performance

Strong aluminium sections allow large glazed areas, while advanced thermal break technology ensures that the insulation is not compromised. Stellar can reach a WER of Band A+ and U-values of 1.1W/m²K with triple glazing.

More integration

Common parts across the Stellar range reduce the necessity for high stock volumes. Stellar is also compatible with PVC-U cills and trims.

Flush casement window

A flush exterior appearance with a neat internal step that allows almost any arrangement of top or side-hung sashes and fixed lights. Quality hardware provides high security, long-term performance and ease of use. Ideal for residential and commercial projects.

Fully flush casement window

A fully-flush internal and external design that makes the most of Stellar's ultra-slim styling. As with the flush casement option, hardware has been carefully selected for security, durability and reliability.

Flush door

A highly configurable system, ideal for standard front or rear entrance doors or French doors. Side panels and fanlights can easily be incorporated into doorsets. Many components are shared with the casement window to reduce fabricator stock levels.

Lift and slide door

Stellar is perfect for lift and slide patio doors as its ultra slim profiles make the most of the glass area. The system's strength allows sash widths up to 3 metres wide via a range of interlock sizes for the best combination of sightlines for wide openings.

Bifold door

Exceptional strength, ultra-slim sashes and full-length polyamide thermal breaks ensure this beautiful door is highly insulating and secure. Includes double hinge fixings and an outstanding track and roller system for reliable long-term performance. Multipoint locking to the main door and shootbolts ensure high security.



The Stellar System



Flush Casement



Flush door



Fully flush casement window



Lift & Slide Door



PVC Doors

Doors

A wide range of thermoplastic and GRP composite doors compliant with the latest building regulations and quality standards.

Frontier Doors

Frontier Doors is a range of 44mm and 48mm composite door leaves. Doors have a range of leaf styles with a new and improved abrasion resistant wood grain finish. The range of 10 colours has COOLSKIN heat reflective technology that minimises solar gain. Doors are fully edge banded, are suitable for standard or low threshold entrances and carry a 10 year guarantee.


Thermoplastic Doors

Thermoplastic doors combine the low maintenance benefits of composite doors with the aesthetics of timber doors. The doors are impressed with a detailed woodgrain design in a range of colours and feature cassette glazing in a range of glass designs.



GRP Doorsets

GRP low maintenance composite doorsets. These doors are fabricated to meet the highest standards of security and performance and are tested to the requirements of PAS 24 and Secured by Design where required.



Fire Doors

Fire doorsets featuring a thermoplastic faced, fire-resisting composite door leaf of nominal 44mm thickness, supplied pre-hung in a standard 70mm PVC outer frame, incorporating a unique (patented) fire sealing system. Tested and assessed by the UKAS accredited Chiltern Fire to BS 476-22:1987 and BS 476-31.1:1983, (Chilt F07047, F09095 & F011149). The premier fire range of doorsets carries a 10 year guarantee.

Utility Doors

Low maintenance doors for outhouses, sheds, outside WC's, utility areas, storerooms, meter cupboards etc. Doors are supplied with a drip head and weather seal for enhanced weathering performance and are available in standard, narrow, midi and mini styles in a range of colours to complement the property.

Patio Doors

Two, three or four sliding panel systems available in seventeen colours and wood effect finishes. Secured by Design and 'A' rated options available.

Bi-Folding Doors

Aluminium or PVC bi-folding systems. From two to seven leaves up to 5-9 metres wide. High security locking and low threshold options available.



Frontier



Thermoplastic



Utility



Fire



GRP Doorset



Patio

Composite Decking & Panels



Ecodek® is the durable and sustainable alternative to timber; a Wood Plastic Composite (WPC) material that contains 95% recycled material - hardwood and HDPE.

Heritage

Ecodek® Heritage deck boards have an attractive wood grain finish that has the beauty of timber but doesn't have the flaws that come with timber. It is fitted with face-fixing screws and is available in standard five colours Cornish Pebble; Brecon Shale; Highland Basalt; Pennine Millstone and Welsh Slate.

AT & HD Boards

The AT (Advanced Technology) and HD (Heavy Duty) boards are reversible for a traditional grooved or ribbed pattern. They have the same benefits and environmental credentials as the Heritage board and feature in many modern urban schemes. Available in standard five colours Pebble Grey; Light Brown; Black; Dark Brown and Slate Grey.

Decking & Roof Terraces

Ecodek® is ideal for decking and roof terraces. It does not promote mould or lichen growth and requires little maintenance. Its high specification eradicates the quality and performance issues associated with lower quality products.

Boardwalks

Ecodek® is a slip resistant board that is excellent for creating public walkways that take heavy foot traffic.

Subframe System

Ecodek® has a specially designed subframe for walkways and decks fitted over solid surfaces. The system facilitates the installation process and enhances the long term durability of the project.



PVC Decking



Dekboard is a tough decking and balustrade system that has many commercial and domestic applications. It has been developed primarily for caravans and park homes but performs just as well in as a garden deck and in some commercial situations.



Performance

DekBoard is an excellent replacement for timber and does not require time consuming and costly maintenance. It will not warp, crack or peel, does not encourage the growth of slippery lichen and is easy to clean. The boards have excellent slip resistance, wet or dry (tested to CEN/TS 15676). The slightly convex tread surface sheds water even when laid level and the raised pattern provides good contact between footwear and the deck. The boards have good load bearing capabilities and bearer centres can be adjusted to accommodate load requirements. DekBoard has been fire tested to BSEN 13501 (Flame Spread Classification – floor coverings) and achieved a rating of Class Bfl-s1.



Caravans & Park Homes

DekBoard's strong PVC construction and durability makes it ideal for this application. The tough decking boards and versatile balustrade system allow a variety of installation designs. Dekboard is installed by reputable companies throughout the UK that are able to design and quote to any specification, including colour variations, access ramps, stairs and picket or glass options.

Commercial

A good range of colours and the durability of PVC make DekBoard an excellent choice for light commercial applications. Its low-slip surface and fire performance are ideal where public safety is important.



Domestic

DekBoard is installed by professional companies that cover the UK or can be obtained from selected trade outlets.

GRP Prefabricated Components

High quality prefabricated GRP building products that add value, save installation time and represent excellent value for all parties.

Door Canopies

Canopies are available in a wide variety of architectural designs and finishes from traditional to contemporary, including sleek polycarbonate and steel finishes. Continual innovation in styles, materials and manufacturing methods ensure the largest portfolio of entrance canopies available, all manufactured to ISO 9001.

GRP Dormers

These fully assembled GRP Dormer roofs offer speed of installation and variations to suit every style, roof angle, finish and window size that may be required. These units save installation time and offer an excellent alternative where traditional build skills are harder to find. Increased thermal requirements for both 'U' and Psi values are also catered for.

SmartStack GRP Chimneys

The SmartStack prefabricated chimney system includes all the lead and side flashings for simple site installation. The range includes several different stack sizes, pot and capping variations and brick, slip or render finishes. For installation on the ridge, rafter or gable ends this unique system has BBA Certification.

GRP Coping

A patented lightweight coping system that uses a unique GRP technology to produce a solid, stone effect unit that is lightweight and simple to fix. This system can withstand wind speeds in excess of 100mph and is ideal to use on timber frame or other panelled walling systems. Available in a range of standard or bespoke colours to suit a range of wall widths in either double or single weathered options.

GRP Bay Window Canopies

Bay window canopies manufactured to match any desired architectural style, colour or finish. These units come with BBA Certification and fully comply with all statutory regulations. Each roof is prefabricated for ease of installation and is either pre insulated or ready to receive insulation and finishes on site.

Bespoke Design

A bespoke design service allows customers' exact design requirements to be realised in a cost effective manner. An in house design team together with specialist technical advisors and dedicated pattern and mould making facilities ensure that the customer's specific requirements are met



GRP Dormers



Smart Stack



Door Canopy



GRP Coping



Portico



Window Canopy

Fascias & Cladding Systems

Cellular PVC is an ideal material for use in exposed and inaccessible locations. It is weatherproof and is capable of lasting the lifetime of the building without the maintenance costs associated with other materials.

Integrated Roofline

A fully integrated fascia, soffit and barge-board system with a wide range of components in plain, decorative, white and colour finishes for new build and replacement projects.

The system includes provision for ventilation into the roof void to meet current building regulations. Air flow may be achieved through pre-cut slots in the soffit or through a ventilator unit over the top of the fascia board. The latter gives a clean look to the soffit and a tidier appearance to the roofline overall.

Design Choices

Roofline designers have a wide choice of colours and profiles available to produce a contemporary, standard or heritage look to a roofline installation. In addition the installation can be enhanced with feature trims, gallows brackets, corbels and dentils as required.

Long Life Cellular PVC Cladding Systems

CE marked, low maintenance systems in four styles and a number of finishes that are ideal replacements for traditional timber cladding.

Cladding profiles are commonly used on the cheeks and apex of dormer windows, as a long life replacement for softwood claddings and as soffits for large open porches. The Foiled range is compatible with standard window and conservatory system colours, and features colour matched trims and joints.

Dry Verge Systems

Verge Master system is a great looking, solid, secure and professional dry fix verge system. The robust, well-engineered system delivers a quality installation every time.

The system is available in grey, brown and black and is manufactured from UV stable high quality polypropylene. The handed units provide excellent aesthetics with sleek, stylish lines that add value and kerb appeal. Installation is quick and easy via the 'flex and clip' installation method and no special tools are required.

Verge Master has been independently tested by the BBA and conforms to BS 5534 and NHBC Chapter 7.2 requirements. Installers are therefore able to conform with BS 8612: Dry fixed ridge, hip and verge systems for slating and tiling.



Built up Fascia



HA Developments



Self Colour Fascia



Fire



Cladding



Dry Verge

Rainwater and Drainage

A comprehensive range of rainwater, soil and underground drainage products.

Standard range

The standard rainwater range consists of four style variants; half round, square ogee and deepflow. There is also a choice of round and square down pipes. All systems are available in White, Brown and Black. Deepflow is also available in Anthracite Grey.

Low carbon versions of these standard gutter and downpipe profiles are also available. Approximately 84% of these gutter and pipe profiles is composed of recycled material. The manufacturing process requires less energy and so a 70% saving in CO₂ output is made during production.

Cast effect range

Round, Ogee and Deep cast iron effect profiles and mouldings in black, with round and square downpipe systems to match. A light weight product with a tough surface that is cleanable and scratch resistant. New downpipe fixing components have been specially manufactured to enhance the traditional look of the system.

SuperDeep170

An extremely tough, high capacity gutter for use on commercial buildings, hotels and flats. Its rugged construction ensures that each fascia bracket is capable of supporting more than 125kg. SuperDeep 170 uses a 110mm downpipe system and has an independently tested, market leading flow rate of 4.3l per second when set level.

Soil

- 110mm
- Compatible with most UK systems
- Comprehensive range
- High gloss PVC-u for low maintenance
- Lightweight, durable and easy to install

Underground

- 110mm and 160mm
- Easy fit system
- Durable and impact resistant
- Tested to BS EN 1401-1 : 1998 PVC Underground Drainage Systems
- Comprehensive range of inspection chambers and ancillary connectors



Cast effect



SuperDeep 170



Square Guttering



Ogee Guttering



Soil and Underground Pipe

Epwin Group

1B Stratford Court,
Cranmore Boulevard
Solihull
B90 4QT

t: 0333 323 4075

e: commercial@epwin.co.uk

www.epwin.co.uk