ELTA SELECT

Ceiling Fan HFC

Wiring Diagrams

t: **01384 275800**
f: **01384 275810**
e: **bs@eltafans.co.uk**
visit: **eltaselect.com**

Ceiling Fan HFC

Wiring Diagram Compatibility

AC

Please use the table(s) below to match up the product code and the wiring diagram number.

AC SINGLE Phase - 220 to 240V / 50Hz

Product Code	Wiring Diagram No.	Page No.
HCF900	152-513	3
HCF1200	152-513	3
HCF1400	152-513	3

Wiring Diagram No.
152-513

Please check the individual product accessories table for fan and controller compatibility.

AC

FIXED SPEED CONNECTION

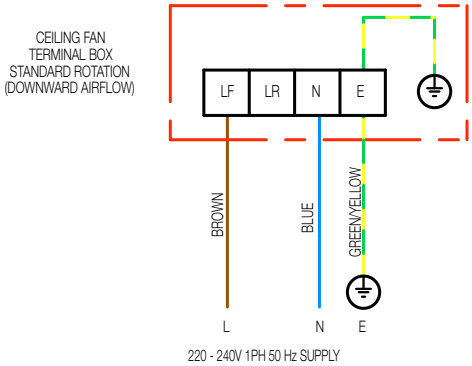

FIXED SPEED CONNECTION

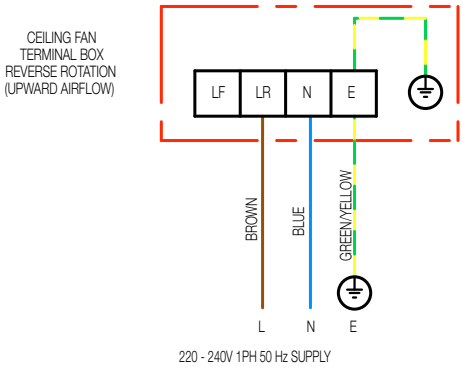

VARIABLE SPEED CONNECTION CONTROLLER TYPE HCFC1-7

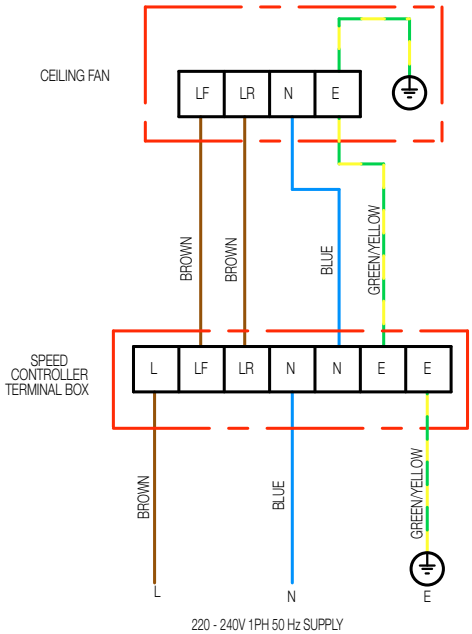

ALL WIRING AND CONTROL EQUIPMENT MUST COMPLY TO THE LATEST IEE REGULATIONS, IN PARTICULAR PART 552-01-02/03

MK-152-513 Issue: A Saved Date: 15/07/2013

Elta Fans Limited has a policy of continuous product development and improvement and therefore reserves the right to supply products which may differ from those illustrated and described in this publication. Confirmation of dimensions and data will be supplied on request.

BUILDING SERVICES

Tel: +44 (0) 1384 275800
Fax: +44 (0) 1384 275810
e-mail: bs@eltafans.co.uk

46 Third Avenue
Pensnett Trading Estate
Kingswinford, West Midlands
DY6 7US, United Kingdom

APPLIED TECHNOLOGY

Tel: +44 (0) 1489 566500
Fax: +44 (0) 1489 566555
e-mail: at@eltafans.co.uk

17 Barnes Wallis Road
Segensworth East Industrial Estate
Fareham, Hampshire
PO15 5ST, United Kingdom

EXPORT

Tel: +44 (0) 1489 566500
Fax: +44 (0) 1489 566555
e-mail: export@eltafans.co.uk

17 Barnes Wallis Road
Segnesworth East Industrial Estate
Fareham, Hampshire
PO15 5ST, United Kingdom

www.eltafans.com

BS EN ISO 9001:2008
FM 556465

A member of
HEVAC ASSOCIATION

PATRONS

A member of ELTA GROUP LIMITED