

5 25 700 011 00

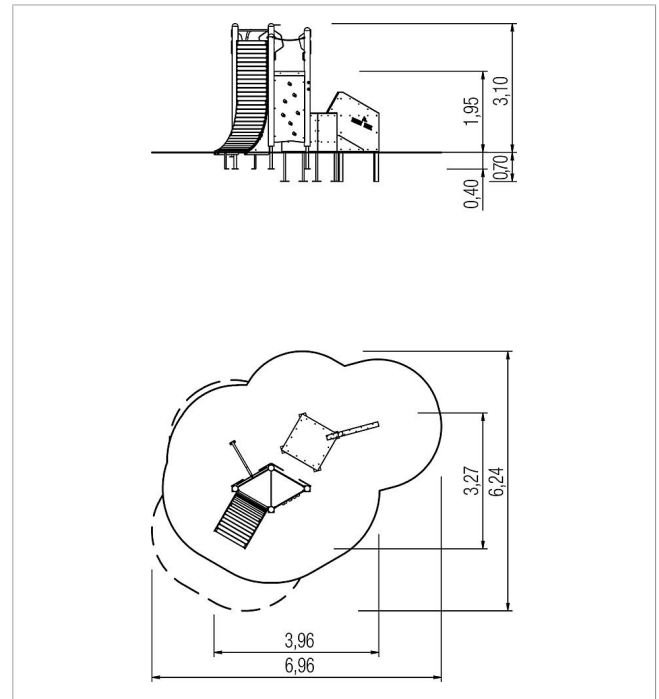
tough trail play unit Base climb




made in germany



Scope of delivery

- 4x post construction: softwood or steel
- 2x platform: high-pressure-laminate (HPL)
- 1x platform construction: hot-dip galvanised steel
- 2x frame trim: high-pressure laminate (HPL)
- 1x climbing board: high-pressure-laminate (HPL), glass fibre reinforced plastic (GFRP)
- 1x climbing board: high-pressure-laminate (HPL)
- 1x climbing pole: stainless steel (V2A)
- 1x Warrior ramp: softwood, high-pressure-laminate (HPL)
- 1x passage safety device: plastic-coated steel cable, stainless steel (V2A)
- 2x access restriction: high-pressure-laminate (HPL)
- 2x grip set: aluminium, coated
- 1x climbing cube: softwood, high-pressure-laminate (HPL)
- 1x trapeze wall: hot-dip galvanised steel, softwood, high-pressure-laminate (HPL)
- fittings: stainless steel (V2A)



	Material	SW pi
	Foundation level	FL 1
	Minimum space	7,23x5,88x3,75 m
	Free falling height	195 cm
	Impact protection net	27,0 m ²
	Foundations	12x CF or 5x CF + 7x PFs