

# Climbing combination Summit, solo



Age indication

Fitness

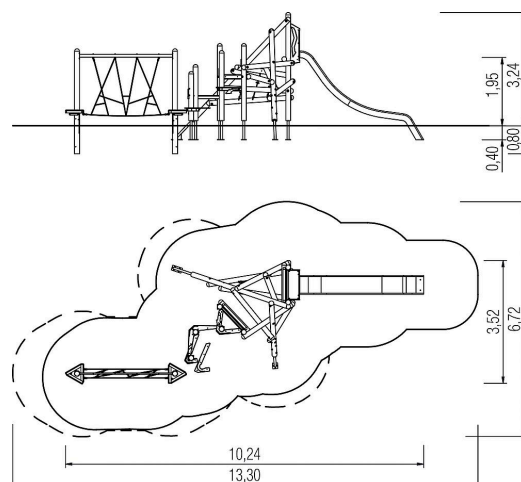
Balance

Social skills

Speed

## Scope of delivery











- 2x post construction: wood and steel
- 7x post construction: softwood or steel
- 1x frame panel small: high-pressure laminate (HPL)
- 1x crossbar 01 ascent: softwood, high-pressure laminate (HPL)
- 1x tangle of ropes: plastic-coated steel rope, stainless steel (V2A)
- 2x parapet: high-pressure laminate (HPL)
- 1x handles: aluminium, coated
- 1x climbing structure: softwood, plastic-coated steel rope, steel galvanised
- fittings: stainless steel (V2A)













# Climbing combination Summit, solo



## Technical data

	Material	SW pi
	Minimum space	13,30x6,72x3,75 m
	Impact protection net	47,5 m <sup>2</sup>
	Free falling height	195 cm
	Ground constitution DE/NL/BE	at least sand
	Ground constitution all except DE/NL/BE	at least sand
	Size	10,24x3,52x3,24 m
	mx. number of users	41
	Tested according to standard	EN 1176 - 1/7
	Service interval (in months)	3

## Installation information

	Foundations	11x CF or 3x PFs + 8x CF
	Fundamentlevel	ET 400/800
	PF Accessories	3x 5632540 + 7x 5631120
	PF drainage	0,05 m <sup>3</sup>
	PF concrete	0,55 m <sup>3</sup>
	PF excavation	1,95 m <sup>3</sup>
	CF Accessories	10x 5631120
	CF drainage	0,05 m <sup>3</sup>
	CF concrete	0,69 m <sup>3</sup>
	CF excavation	1,60 m <sup>3</sup>

## Accessories

-  Slides for platform heights: 1x 195 cm
- Installation accessories e.g. PF
- Please order accessories separately to complete the appliance.