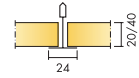




Ecophon Hygiene Performance™ A C1



Ecophon Hygiene Performance A C1 is a wall to wall, sound-absorbing ceiling system intended for environments where there is a risk for slight contamination, and where cleaning is required on a regular basis. This system is recommended in dry environments. Examples of applications: canteens, locker rooms and toilets. The system is classified B1 and B5 for zone 4 according to standard NF S 90-351 and clean room classified according ISO 5.


The system consists of Ecophon Hygiene Performance A tiles, which have a core of high density glass utilizing the 3RD Technology wool and a painted cleanable Akutex TH surface. The back of the tile is covered with glass tissue. The edges are primed. The supporting structure is an exposed Connect T24 grid of galvanised steel. The weight of the system is 3-4 kg/m²(20 mm) and 5 kg/m²(40 mm). The tiles should be secured to the grid with Connect Hygiene clips in order to withstand pressure during cleaning and to minimise dirt traps.



Hygiene Performance A tile



Hygiene Performance A system



Hygiene Performance A C1 section with Connect Hygiene clip 20



Connect Tape applicator for sealing of cut edges

SYSTEM RANGE

Size, mm	600 x 600	600 x 600	1200 x 600	1200 x 600
T24	•	•	•	•
Thickness	20	40	20	40
Inst. Diagr.	M253	M253	M253	M253

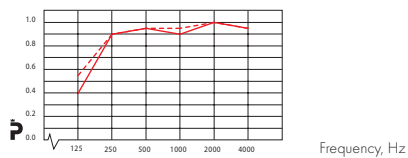
TECHNICAL PROPERTIES

ACOUSTIC

Sound Absorption: Test results according to EN ISO 354.

Classification according to EN ISO 11654.

α_p Practical sound absorption coefficient



— Ecophon Hygiene Performance A C1, 20 mm, 200 mm o.d.s.
 - - - Ecophon Hygiene Performance A C1, 40 mm, 200 mm o.d.s.
 o.d.s= overall depth of system

Product	Hygiene Performance A C1, 20 mm	Hygiene Performance A C1, 40 mm
o.d.s mm	200	400
absorption class	A	A
α_w	0,95	1,0
NRC	0,95	0,85
SAA	0,93	0,88

Sound Insulation: Not applicable.

Sound Privacy: Not applicable

ACCESSIBILITY The tiles are demountable. Minimum demounting depth according to installation diagram. The tiles are secured using Hygiene Clip 20 to allow for effective in-situ cleaning. The clips are easily removable from above the ceiling. A tightly sealed, easy-to-open Hygiene Inspection hatch is available to simplify access to the ceiling void.

CLEANABILITY Daily dusting and vacuum cleaning. Weekly wet wiping. Can withstand the use of common disinfecting chemicals. Withstand the use of hydrogen peroxide vapour.

VISUAL APPEARANCE White O10, nearest NCS colour sample S 0502-Y, 84% light reflectance.

INFLUENCE OF CLIMATE The tiles withstand a permanent ambient RH up to 95% at 30°C without sagging, warping or delaminating (ISO 4611). A higher temperature/moisture is permissible during washing as stated above. Microbiological growth class 0 according to ASTM G 21-96. Fulfills the requirements B1 and B5 of zone 4 according to NF S90-351. The grid and accessories meet the demands of corrosion class C1 according to EN ISO 12944-2.

INDOOR CLIMATE Certified by the Indoor Climate Labelling, emission class M1 for building materials, recommended by the Swedish Asthma and Allergy Association, and can be used in rooms classified as ISO class 5 according to ISO 14644-1.

ENVIRONMENTAL INFLUENCE Glass wool core utilising 3RD Technology. Granted the Nordic Swan eco-label. Fully recyclable.

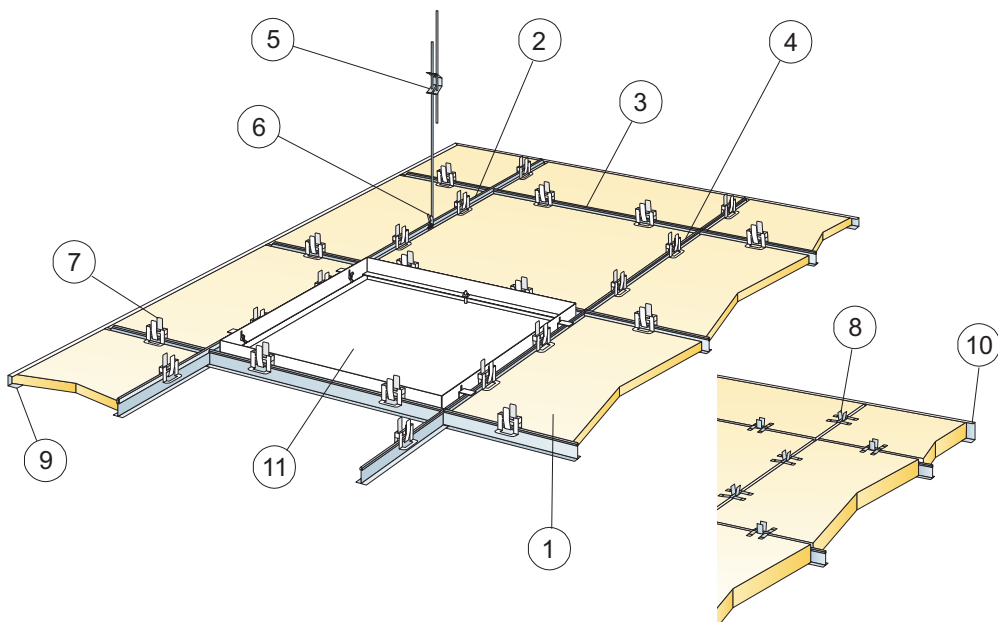
FIRE SAFETY The glass wool core of the tiles is tested and classified as non-combustible according to EN ISO 1182. The systems are classified as fire protective covering according to NT FIRE 003.

Reaction-to-fire classification

Country	Standard	Class
Europe	EN 13501-1	A2-s1,d0

MECHANICAL PROPERTIES See table about Max live load and Min load bearing capacity and Functional demands, Mechanical properties at www.ecophon.com.

INSTALLATION Installed according to installation diagrams, installation guides and drawing aid. Cut panels must be sealed with Connect sealing tape using the Connect Tape applicator, or Connect Edge sealant. Penetrations must be sealed with a suitable sealant.



© Ecophon Group

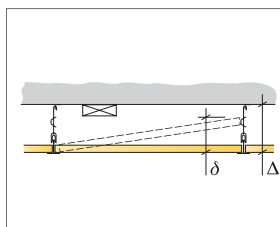
QUANTITY SPECIFICATION (EXCL. WASTAGE)

		Size, mm	
		600x600	1200x600
1	Hygiene Performance A	2,8/m ²	1,4/m ²
2	Connect T24 Main runner, installed at 1200 mm centres (max distance from wall 300 mm)	0,9m/m ²	0,9m/m ²
3	Connect T24 Cross tee, L=1200 mm, installed at 600 mm centres	1,7m/m ²	1,7m/m ²
4	Connect T24 Cross tee, L=600 mm	0,9m/m ²	-
5	Connect Adjustable hanger, installed at 1200 mm centres (max. distance from wall 600 mm)	0,7/m ²	0,7/m ²
6	Connect Hanger clip	0,7/m ²	0,7/m ²
7	Connect Hygiene clip 20 0172	11/m ²	7/m ²
8	Connect Hygiene clip 40 3254	11/m ²	7/m ²
9	Connect Channel trim, fixed c300 (for 20 mm thickness)	as required	as required
10	Connect Channel trim, fixed c300 (for 40 mm thickness)	as required	as required
11	Connect Inspection hatch C1	as required	as required

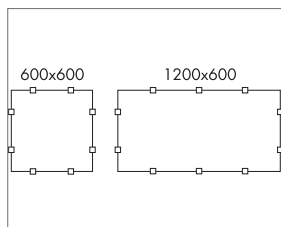
Δ Min. overall depth of system: 150 mm

δ Min. demounting depth 20 mm: 150 mm

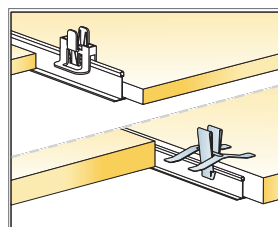
δ Min. demounting depth 40 mm: 170 mm



See Quantity specification



Arrangement of clips



Clips for keeping tiles in position

Size, mm	Max live load [N]	Min load bearing capacity [N]
600x600	50	160
1200x600	50	160

Live load/load bearing capacity