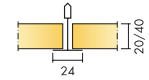


Ecophon Hygiene Advance™ A C3



Ecophon Hygiene Advance A C3 system is a wall to wall, sound-absorbing ceiling system intended for use in environments where there is a high level of contamination, and where frequent cleaning is required. The system is also an excellent choice for clean environments with high demands on low particle emissions. Examples of applications: in healthcare premises like operation theatres and laboratories with very high requirements on particle emission and disinfection, in food and beverage industries in areas exposed to splatter from different kinds of liquids that require daily cleaning. In kitchens in dishwashing areas with constantly high humidity. The system is classified B1 and B5 for zone 4 according to standard NF S 90-351 and clean room classified according ISO 3.

The system consists of Ecophon Hygiene Advance A tiles, which have a core of high density glass wool encapsulated in a smooth high-performance film that is impervious to particles and water. The film is also dirt-repellent and resistant to most chemicals. The supporting structure is a corrosion protected exposed Connect T24 C3 grid of specially treated steel with a high corrosion resistance. The weight of the system is approximately 3 kg/m² (20 mm) and 4,5 kg/m² (40 mm). The Ecophon Hygiene Advance A C3 is a technical ceiling system which might have aesthetic variations that will not affect the functionality of the system.



Hygiene Advance A tile



Hygiene Advance A C3 system



Hygiene Advance A C3 section with Connect Hygiene clip 40



Hygiene Advance A C3 section with Connect Hygiene clip 20

SYSTEM RANGE

Size, mm	600 x 600	600 x 600	1200 x 600	1200 x 600
T24	•	•	•	•
Thickness	20	40	20	40
Inst. Diagr.	M252	M252	M252	M252

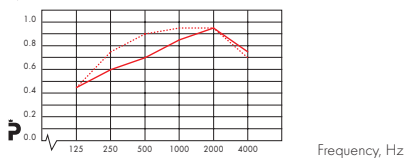
TECHNICAL PROPERTIES

ACOUSTIC

Sound Absorption: Test results according to EN ISO 354.

Classification according to EN ISO 11654.

α_p Practical sound absorption coefficient



— Ecophon Hygiene Advance A, 20mm, 200 mm o.d.s.
 Ecophon Hygiene Advance A, 40mm, 200 mm o.d.s.
 o.d.s.= overall depth of system

Product	Hygiene Advance A, 20 mm		Hygiene Advance A, 40 mm	
o.d.s mm	200	400	200	400
absorption class	B		A	
α_w	0,80	0,80	0,90	0,90
NRC	0,80	0,80	0,75	0,75
SAA	0,76	0,79	0,76	0,76

Sound Insulation: Not applicable.

Sound Privacy: Not applicable

ACCESSIBILITY The tiles are demountable. Minimum demounting depth according to installation diagram. The tiles are secured using Hygiene Clip 20 to allow for effective in-situ cleaning. The clips are easily removable from above the ceiling. A tightly sealed, easy-to-open Hygiene Inspection hatch is available to simplify access to the ceiling void.

CLEANABILITY Daily dusting, vacuum cleaning, manual wet cleaning, high-pressure washing and steam cleaning. Water temperature max. 70°C. Can withstand the use of common disinfecting chemicals. Withstand the use of hydrogen peroxide vapour.

VISUAL APPEARANCE White 141, nearest NCS colour sample S 1000-N, 73% light reflectance. Please note: There is a small difference in gloss and appearance between the Hygiene Advance tile and the Hygiene Advance technical tile.

INFLUENCE OF CLIMATE The tiles withstand a permanent ambient RH up to 95% at 30°C without sagging, warping or delaminating (ISO 4611). A higher temperature/moisture is permissible during washing as stated above. Microbiological growth class 0 according to ASTM G 21-96. Fulfills the requirements B1 and B5 of zone 4 according to NF S90-351. The grid and accessories meet the demands of corrosion class C3 according to EN ISO 12944-2.

INDOOR CLIMATE Can be used in rooms classified as ISO class 3 according to ISO 14644-1.

ENVIRONMENTAL INFLUENCE Partly recyclable.

FIRE SAFETY The glass wool core of the tiles is tested and classified as non-combustible according to EN ISO 1182.

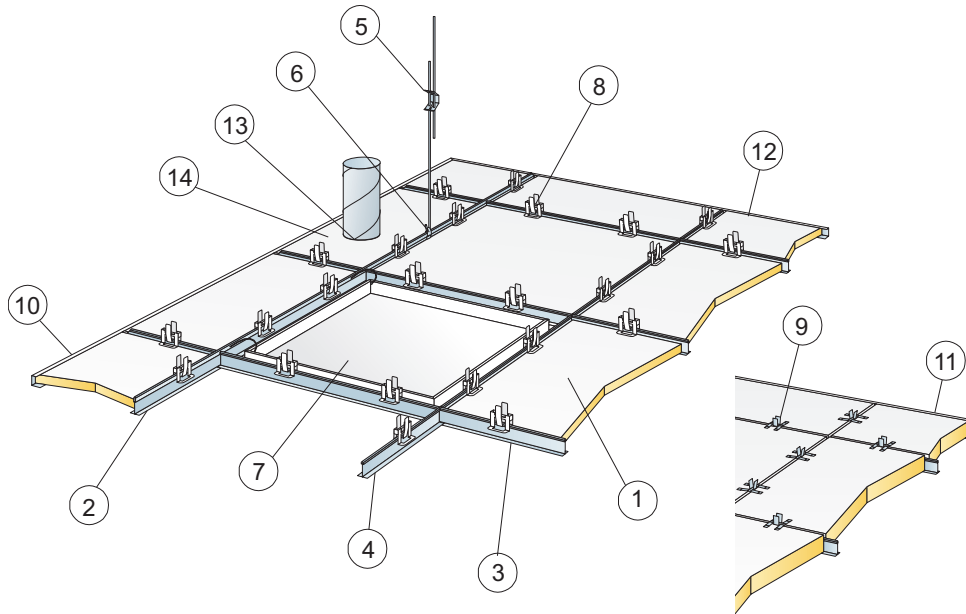
Reaction-to-fire classification

Country	Standard	Class
Europe	EN 13501-1	A2-s1,d0

MECHANICAL PROPERTIES See table about Max live load and Min load bearing capacity and Functional demands, Mechanical properties at www.ecophon.com.

INSTALLATION Installed according to installation diagrams, installation guides and drawing aid. Cut tiles must be sealed with Connect Hygiene Advance Tape. Penetrations must be sealed with a suitable sealant.

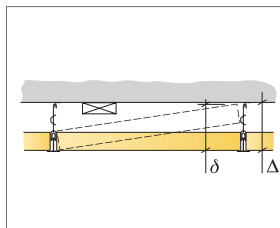
INSTALLATION DIAGRAM (M252) FOR ECOPHON HYGIENE ADVANCE A C3



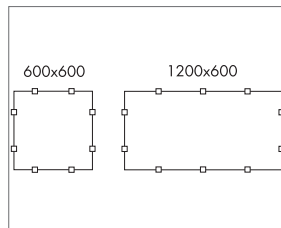
© Ecophon Group

QUANTITY SPECIFICATION (EXCL. WASTAGE)

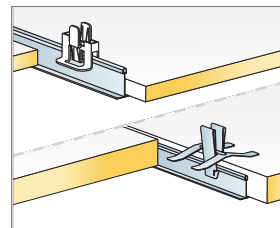
		Size, mm	
		600x600	1200x600
1	Hygiene Advance A	2,8/m ²	1,4/m ²
2	Connect T24 Main runner C3, installed at 1200 mm centres	0,9m/m ²	0,9m/m ²
3	Connect T24 Cross tee C3 9102, L=1200 mm, installed at 600 mm centres	1,7m/m ²	1,7m/m ²
4	Connect T24 Cross tee C3 9103, L=600 mm	0,9m/m ²	-
5	Connect Adjustable hanger C3, c1200 (max distance from wall 600 mm)	0,7/m ²	0,7/m ²
6	Connect Hanger clip	0,7/m ²	0,7/m ²
7	Connect Inspection hatch C3	as required	as required
8	Connect Hygiene clip 20 0172	11/m ²	7/m ²
9	Connect Hygiene clip 40 3254	11/m ²	7/m ²
10	Connect Channel trim C3 (for 20 mm thickness)	as required	as required
11	Connect Channel trim C3 3465 (for 40 mm thickness)	as required	as required
12	Connect Hygiene Advance Tape	as required	as required
13	Joint sealant (not supplied by Ecophon)	as required	as required
14	Ecophon Hygiene Advance technical tile	as required	as required
Δ Min. overall depth of system: 150 mm			
δ Min. demounting depth 20 mm: 150 mm			
δ Min. demounting depth 40 mm: 170 mm			



See Quantity specification



Arrangement of clips



Clips for keeping tiles in place

Size, mm	Max live load [N]	Min load bearing capacity [N]
600x600	40	160
1200x600	40	160

Live load/load bearing capacity