



Transforming the healing environment
Choosing colours and products that make a difference for patients



INDEX

3
Introduction

4
Products

17
Environment

18
Colour


31
Technical

Helping health professionals create better environments for patients

A healthcare facility is a working environment with a difference. Yet choosing the most suitable products to **achieve a transformation that benefits both patients and health professionals** need not be a difficult process. With the right guidance you can achieve a safer, cleaner healthcare environment in which professionals can focus on the needs of patients.

We understand that the way people engage with a building, positive or otherwise can be directly affected by the colour and design of the space. At **Dulux Trade** we are experts in all aspects of colour in the working environment. We also have considerable experience in the healthcare field, including close collaboration with The King's Fund. We have compiled this definitive guide to help you choose products and colours with confidence – and make the right long-term decisions about issues ranging from infection control to sustainability.

Our Specifier Account Managers, Healthcare experts, and Colour Consultants are here to help you choose the most suitable products, contact specialist contractors, minimise disruption and extend maintenance cycles – leading to savings that can maximise funds for frontline services.



PRODUCTS



How HTM 56 affects product selection

Along with cost, quality and hygiene, it is necessary to consider the requirements of NHS Estates Health Technical Memorandum 56 (HTM 56*) when choosing paints in healthcare environments. This details six categories of wall surface within healthcare buildings, and **the key factors you need to take into account** when choosing paints for them. For ease we have highlighted the key features for each category use. Please see the table on page 31 for full listing.

Category 1 areas: Scrub Rooms, Theatres and Major Treatment	
Key considerations	Hygiene, exceptionally functional and durable and able to withstand vigorous repeated washings
Product solutions	Sterishield, Anti-Graffiti and High Performance Floor Paint
Category 2 areas: Food Preparation and Catering	
Key considerations	Hygiene, washable surfaces and anti-bacterial products
Product solutions	Sterishield, Diamond Matt, Diamond Eggshell
Category 3 areas: Utility and Disposal Areas	
Key considerations	Anti-bacteria, anti-mould, water and moisture resistant, durable and washable surfaces
Product solutions	Sterishield, Diamond Matt, Diamond Eggshell
Category 4 areas: Showers, Bathrooms and Laundry	
Key considerations	High traffic areas, durable and washable products
Product solutions	Sterishield, Diamond Eggshell, Vinyl Silk
Category 5 areas: Circulation areas, wards and day rooms	
Key considerations	Areas in constant use and communal areas
Product solutions	Any Sterishield, Ecosure, Light & Space, Diamond
Category 6 areas: Administration, offices and staff rooms	
Key considerations	Areas in constant use
Product solutions	Ecosure, Diamond, Light & Space, Vinyl Matt, Pyroshield Durable Matt

* For new hospital build requirements refer to the Policy and Performance requirements for building elements used in healthcare facilities.

Revised product selection criteria for new build projects

For new build hospitals, the requirements of HTM 56 have been superseded by new “policy and performance requirements for building elements used in healthcare facilities”. The table below summarises how these guidelines affect your choice of **Dulux Trade** products for different types of room space.

Product Solutions	Category room space & application area					
	Clinical Dry	Clinical Wet	Clinical Specialist	Non-clinical Wet	Non-clinical Dry	Heavy Traffic
	Single bedroom, multi bedroom, consulting room and clean utility	Dirty utility, assisted bathroom and assisted shower	X-ray room	W/C shower room and cleaners room*	Office and stores	Corridors, entrances, lift lobbies, stairs and plant rooms
Sterishield Matt	•	•	•	•	•	•
Sterishield Eggshell	•	•	•	•	•	•
Diamond Matt	•	•	•	•	•	•
Diamond Eggshell	•	•	•	•	•	•
Diamond Satinwood	•	•	•		•	•
Light & Space Flat Matt	•	•			•	•
Ecosure Matt	•				•	
Ecosure Quick Drying Eggshell	•	•	•	•	•	•
High Performance Floor Paint	N/A	N/A	N/A	N/A	•	•
Floorshield	N/A	N/A	N/A	N/A	•	•
Anti-graffiti finish	•	•	•	•	•	•

* For areas of constant water contact we recommend using an eggshell finish.



Reducing the risk of infection with Dulux Trade Sterishield

Sterishield is the ideal water-based interior emulsion for healthcare facilities, including operating theatres. **An effective infection prevention strategy** is a key aspect of quality according to the National Institute for Health and Clinical Excellence (NICE).



It has the power to inhibit bacteria within 12 hours of contamination, preventing the spread of infection in conjunction with good hygiene practice, and is proven in independent tests to be effective against MRSA, E.coli and Pseudomonas Aeruginosa. Furthermore anti-bacterial activity is increased by washing and the decorative surface will withstand repeated cleaning to extend maintenance cycles.

Active silver bactericide

Already proven in a wide range of medical applications, the **Sterishield** active anti-bacterial ingredient is notified under the Biocidal Products Directive for product type 2, enabling continued use for hygiene coatings. It is active at very low concentration. Washing, far from damaging the paint, results in increased anti-bacterial activity.

Benefits

- Inhibits bacteria within 12 hours of contamination
- Increased anti-bacterial activity when washed
- Ideal in high use areas that need regular cleaning
- Finish and anti-bacterial effectiveness withstand repeated cleaning, extending maintenance cycles
- Suitable for use with approved NHS cleaning regime - speak to your representative for more information
- Available in washable finishes, stain resistant Diamond Matt or durable Eggshell
- Water-based and non-hazardous
- Ideal for hospitals, clinics, care homes, kitchens and food preparation

For further information go to www.duluxtrade.co.uk to download the full brochure

Dulux Trade Sterishield	
Touch Dry	Dependent upon temperature and humidity
Recoatable	2-4 hours
Coverage	Diamond Matt: Up to 16m ² /L Eggshell: Up to 17m ² /L
Colour Range	Diamond Matt: Over 12,000 colours including Colour Palette , NCS2 and BS colours* Eggshell: Over 14,000 colours including Colour Palette , NCS2 and BS colours*
HTM 56	Category 1-6

* For availability in very deep colours please contact the Dulux Trade Advice Centre.



CASE STUDY: **Sterishield helps Hammersmith Hospital enhance infection control**

This London hospital now uses **Sterishield**, the range of water-based hygiene paints from **Dulux Trade**, throughout its patient and ward areas, including operating theatres.

Taking the decision to use **Sterishield**, the Department of Infection Control at Hammersmith Hospital rigorously tested **Sterishield** against a strict set of criteria. Paul Lawrence, Specification Account Manager at **Dulux Trade** had already alerted the hospital to the presence of a silver based bactericide in **Sterishield** that enables it to fight bacteria, including MRSA and E.coli.

In testing **Sterishield**, the hospital needed to establish that the coating is non-hazardous to patients. Sampling it on one wall, the assessors applied a wide range of known bacteria spreading agents (transfer agents such as aerosols, dust particles and human contact). They also subjected the area to wash and scrub tests to assess its long-term durability.

*"**Sterishield** surpassed the hospital's preliminary assessment. In fact in tests **Sterishield** actually increases its activity against bacteria when scrubbed"*

Colin Campbell, Trust Estates Manager at Hammersmith Hospital.

Minimising maintenance costs and disruption with the Dulux Trade Diamond range

Maintenance and redecorating are disruptive, costly and environmentally impactful processes. Because the **Dulux Trade Diamond** range looks better for longer*, it can **deliver superior value for money without compromising on quality.**



By helping to minimise disruption and avoid the need to close wards and other facilities, the Diamond range can contribute to patient wellbeing as well as procurement, efficiency and sustainability. This is a range of water-based paints with exceptional durability, washability and stain resistance. They exceed the longevity and performance characteristics of traditional paints, allowing repeated cleaning to replace the need for redecoration.

Diamond Matt

10x more durable and 10x more stain resistant than standard vinyl silk. Wipes clean without polishing up, offering an attractive matt finish.

Diamond Eggshell

10x more stain resistant than standard water based eggshell finishes, 10x tougher than vinyl silks and can withstand regular wiping: ideal in humid or condensation-prone areas.

Diamond Satinwood

Diamond Satinwood is 10x tougher than conventional solvent-based satin wood finishes. The low odour formulation minimises disruption in public areas.

Dulux Trade Diamond range	
Touch Dry	Matt, Eggshell & Satinwood: Dependent upon temperature and humidity
Recoatable	Matt & Eggshell: 4-6 hours Satinwood: 6 hours
Coverage	Up to 16m ² /L
Colour Range	More than 10,000 colours including the Dulux Trade Colour Palette, RAL, NCS and British Standard colours
HTM 56	Category 2-6

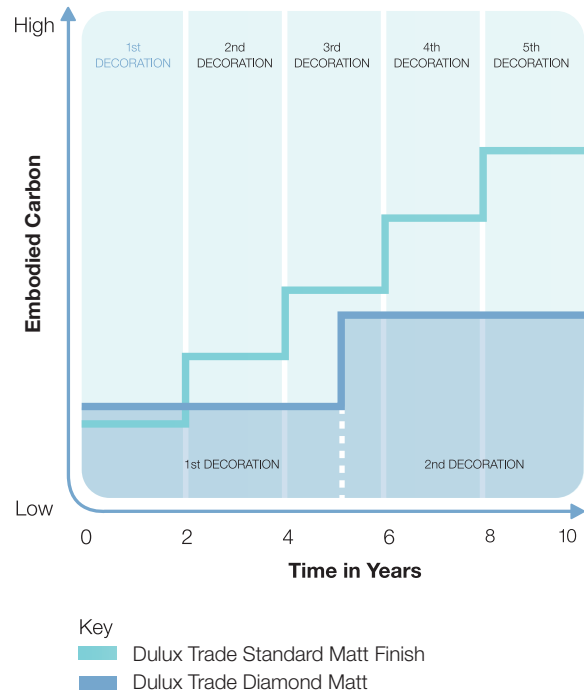
* Than standard vinyl silk

Benefits

- Available in Matt, Eggshell and Satinwood. Ideal for high traffic areas such as staircases, corridors, waiting rooms and reception rooms
- Available in over 10,000 colours
- Extend maintenance cycles for up to 5 years, allowing repeated cleaning rather than redecoration
- Reduce whole life cost of project
- Quick drying and with low odour to minimise disruption

Long term benefits for budget and the environment

Redecorating twice as opposed to five times over a ten year period can help reduce carbon footprint. The extended maintenance cycles offered by the Diamond range not only result in long-term economies, but have added benefit of reducing environmental impact.



CASE STUDY: Diamond Matt scrubs up

Northern Ireland’s South Eastern Health and Social Care Trust were thoroughly scientific when choosing the most durable paint for their new £64 million state of the art hospital in Downpatrick.

Before being selected, **Dulux Trade** Diamond Matt was compared with two leading competitor products in a gruelling series of on-site tests. The chosen product needed to demonstrate high quality whilst delivering value for money throughout the life cycle of the building.

*“Even at the planning stage I could see that **Dulux Trade** Diamond Matt would be the right choice for this project. Its durability is perfect in a setting that has such a rigorous cleaning regime.”*

Colin Bunting, Contractors CB Contracts



Dulux Trade Light & Space: making rooms feel brighter and more spacious

Light & Space is a range of special colours, available in five water-based **Dulux Trade** finishes, that harness revolutionary **LumiTec** technology to make rooms feel bigger and appear brighter.



Light & Space is perfect for creating a bright, cheerful healing environment, and making the most of places with little natural light such as corridors and alcoves. It has a unique ability to reflect light that would otherwise be absorbed. In tests to compare light absorption values, walls decorated with **Light & Space** colours absorbed 8% of the visible light, whereas conventional emulsion from the **Dulux Trade** range absorbed 16%.

This ability to maximise available light can result in the use of up to 22%** less energy by minimising the need for artificial lighting. That's the equivalent of reducing the bulb wattage in the room from 50W to 40W. This can make significant savings possible and also help to achieve sustainability targets – especially when used in the ultra-tough Diamond Matt formulation which can extend maintenance cycles.

Light & Space benefits

- Makes rooms appear lighter and more spacious
- Allows the use of up to 22%** less energy in the form of artificial light
- Makes small, dark and unpromising spaces more usable
- Available in five popular **Dulux Trade** water-based finishes
- Can extend maintenance cycles when used in the ultra-tough Diamond Matt formulation

Dulux Trade Light & Space finishes

Touch Dry	Dependent upon temperature and humidity
Recoatable	Vinyl Matt, Ecosure Matt, Flat Matt: 2-4 hours Diamond Matt, Diamond Eggshell: 4-6 hours
Coverage	Vinyl Matt, Ecosure Matt, Flat Matt: Up to 17m ² /L Diamond Matt, Diamond Eggshell: Up to 16m ² /L
Colour Range	Available in Absolute White and 26 tinted colours
HTM 56	Category 4-6

**See page 31 for full details.



CASE STUDY: Light & Space illuminates campus

Dulux Trade recently teamed up with healthcare contractor Willmott Dixon to provide a selection of specialist paint products for the Willmott Dixon Healthcare Campus based at the BRE (Building Research Establishment) Innovation Park in Watford.

Drawing on in-depth knowledge of the healthcare sector, **Dulux Trade** created a custom specification based on three of its existing products - **Sterishield**, for its anti-bacterial properties, the **Diamond** range for its high resistance to wear and tear, and **Light & Space** for its ability to bring a brighter, more spacious feel to any room. The highly reflective particles it

contains bounce light back into a room, significantly increasing perception of interior space and reducing required lighting by up to 22%**. Energy is saved and costs are reduced.

Mike Clarke, Health Manager at Willmott Dixon comments: *"We were attracted to **Dulux Trade** by its revolutionary **Light & Space** product, but we loved the bespoke combination of **Light & Space** with **Sterishield** and **Diamond** to address the key challenges faced by the healthcare sector - hygiene, durability and sustainability. Visitors to the campus have also been impressed - feedback on the specialist paint has been excellent."*

Dulux Trade Ecosure: making healthcare premises more sustainable without compromising performance

Ecosure is the range of sustainable paints from **Dulux Trade** that can help you achieve the demanding environmental standards that are increasingly expected but also maintain the performance you require.



It has demonstrably lower embodied carbon and VOC content, yet **Ecosure** also delivers outstanding quality of finish, colour choice, ease of application and durability.

Environmental Impact Analyser

To prove the enhanced sustainability of **Ecosure**, **Dulux Trade** developed the Environmental Impact Analyser (EIA) in partnership with leading sustainability experts Forum for the Future. The EIA scientifically measures the paint's environmental impact across the following criteria:

- Emission of all greenhouse gases including CO₂
- The amount of waste produced
- The quantity of water consumed
- Extraction, growing and reprocessing of ingredients
- Manufacturing

- Transport up to the manufacturing stage
- The global warming potential of solvents emitted during product use


Ecosure benefits

- Available in Matt, Quick Drying Eggshell, Gloss and Undercoat
- Each matches category leading products in finish, durability, opacity and spreading rate
- Increased durability extends maintenance cycles; less redecoration means lower whole life cost
- Available in the complete **Dulux Trade** range of colours
- Quick drying and low odour to minimise disruption



Dulux Trade Ecosure	
Touch Dry	Dependent upon temperature and humidity
Recoatable	Matt: 2-4 hours Eggshell, Gloss & Undercoat: 4-6 hours
Coverage	Matt: Up to 17m ² /L Eggshell, Gloss & Undercoat: Up to 16m ² /L
Colour Range	Matt & Eggshell: More than 10,000 colours Gloss: More than 9,000 colours
HTM 56	Matt & Eggshell: Category 4-6 Gloss & Undercoat: Category 2-6

*Gloss and undercoat reductions are compared with Dulux Trade solvent-based variants as the market is over 85% solvent-based and 98% for gloss specifically.



CASE STUDY: Starring role for Ecosure in Birmingham theatres.

The QE contract is a huge £559m development in Birmingham - the first acute hospital to be built in the city for over 70 years. It covers an area of approximately 500,000m² over 9 floors and contains 30 theatres together with enough rooms for over 1,000 beds.

Having been awarded the contract, FH Harvey's first step was to enlist the support of the ICI Paints AkzoNobel specification team. As FH Harvey is a Contract Partner of Dulux Trade, we were able to discuss the project in detail before deciding to recommend ultra tough, wipeable Dulux Trade Diamond Matt for general wall areas; a more advanced anti-bacterial coating for the theatre rooms and Ecosure Gloss for the woodwork.

The benefits of using Ecosure were threefold. Firstly, the paint's water-based formula has a lower environmental impact than standard Dulux Trade products without compromising quality and performance. It has reduced VOC content and is 30%* lower in embodied carbon. Secondly, Ecosure Gloss removes the risk of yellowing, which was important in this case due to the length of time the first areas would be left standing. Thirdly, the paint dries quickly to an attractive high sheen finish.

RESULT: a safe and visually appealing environment for patients, visitors and hospital staff.

Two tough, low maintenance floor paint options

Floors in healthcare environments take unrelenting punishment from traffic, chemicals and constant cleaning. The single and two-pack **Dulux Trade** products are both proven to **provide durability, minimal maintenance and an excellent finish.**



Floorshield: more coverage, less downtime

The solvent-based single pack option for medium traffic areas, **Floorshield** delivers 40% better coverage than its leading competitors. Touch dry in as little as two hours, it minimises downtime. In lab and site trials it also outperforms rival products on film hardness and abrasion resistance, while withstanding repeated cleaning and resisting mild chemical spillage.

High Performance Floor Paint: the ultra-durable two-pack option

Suitable for use in the toughest high-traffic areas, including operating theatres, **Dulux Trade High Performance Floor Paint** combines the ability to shrug off impact and abrasion with superior resistance to chemical fumes and solvent or alkali spillage. It also stands up to repeated washing with water and detergent. All in a water-based formulation for lower environmental impact too!

Dulux Trade High Performance Floor Paint & Floorshield	
Touch Dry	Floorshield: 2-4 hours High Performance Floor Paint: 4-6 hours
Recoatable	Floorshield: 12-16 hours High Performance Floor Paint: 16-24 hours
Coverage	Floorshield: Coverage up to 16m ² /L High Performance Floor Paint: Coverage up to 6m ² /L
Colour Range	Floorshield: Earth Red, Ash Gray and over 1,500 colours High Performance Floor Paint: Quarry Red, Merlin, Tideway and Goosewing
HTM 56	Category 1-6 - Suitable for use in operating theatres

Helping to reduce the whole life environmental impact



Ensuring that facilities are run in a sustainable and socially responsible way is a high priority for healthcare professionals, whether working as part of an NHS Trust or a private healthcare company. As a company we are **passionately committed to helping you achieve your sustainability goals.**

Our particular focus is on reducing the whole life environmental impact of the decorating process, while maintaining the highest professional standards.

Our products and services can therefore play a key role in helping health professionals and organisations to reduce the project's environmental impact over its lifespan:

- By using more environmentally acceptable materials
- By increasing intervals between redecoration, which is a process with a significant carbon footprint

We can help you to meet the increasingly demanding sustainability targets you are being set – as well as to transform patients' surroundings and create a healthy healing environment.



Step Towards Greener

'Step Towards Greener' explains our approach.

It recognises that there are no instant fixes but acknowledges that progress will be made by making many step-wise improvements to reach our sustainability goals. We are committed to systematically improving our performance across the whole sustainability spectrum. The way we achieve this is also important and we are committed to **step towards greener** with openness and honesty.

Therefore we have set ourselves ambitious visions and goals across five broad strategic areas:



The products & services we offer



The way we behave towards the people & communities with whom we interact



The environmental impact of the energy we use



The way we transport our products and ourselves



The way we use the earth's resources to minimise waste

For more information on our sustainability plan and achievements to date, please visit:

www.icipaints.co.uk/sustainability

CREATE COLOUR



Creating colour schemes with patients in mind

Colour in a healthcare environment should do much more than just make the building look attractive. **Well-chosen decor can contribute positively** to the creation of an environment in which patients can feel comfortable and at ease.

The following pages feature colour schemes specifically designed for the healthcare environment by our commercial colour consultants. We have divided these schemes into three key types of space: public areas, patient accommodation and treatment rooms. Each location has its own very different requirements and constraints, influenced by the needs of the people who occupy or use it.

Begin by choosing a Neutral as this will be the main colour used for the majority of wall surfaces, flowing throughout the area. Accent colours are stronger shades to create visual interest, whilst the colours for doors are stronger still. These colour differences are important in order to create the necessary levels of colour contrast to help visually impaired people find their way around in line with The Equality Act Guidelines (see page 26).

For larger versions of the colours featured in this guide visit www.duluxtrade.co.uk to order free A8 samples.

STEP 1

Always start by selecting a neutral for your main wall colour.


Main Walls



90YY 83/039



82YY 85/038



Green Clay



York White

STEP 2

Choose one of these shades for the feature walls.

Feature Walls



42RB 63/137



50GG 71/180



48BB 56/162



50GY 74/273

STEP 3

Finally, choose a colour for the doors.

Doors




30RB 16/144



10BB 07/150

EXAMPLE

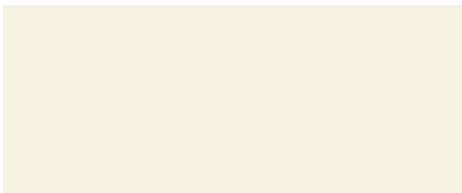


Colour in Public Spaces


Public access areas within healthcare facilities offer **tremendous scope for colour choice**, but it is still important to bear in mind the needs of patients, clinical staff and visitors to ensure that these spaces look and feel at home within the overall scheme.

Neutrals


Begin by choosing a neutral. This will be the main broad wall colour that flows through the scheme.



90YY 83/036



82YY 85/038



Green Clay



York White

Colours

Waiting areas

As most people spend a considerable amount of time in these areas colour schemes should be uplifting and interesting. Visually attractive accent colours can be used to not only highlight different departments, but also to create a modern and contemporary environment.

Corridors and Receptions

Hospital corridor areas can often be confusing and look very institutionalised. To aid navigation and way finding, long corridors can be divided with strong accent colours either for directional purposes or department identification. This can be achieved by highlighting certain junctions within these areas. The area behind the reception desk should also be highlighted in order to identify it to the visiting public.

Restaurants

Restaurants and cafe areas need to have a different atmosphere to the rest of the building. Warmer palettes make people feel most comfortable and relaxed, therefore by using these tones the areas should appear warm and inviting to encourage use.

Feature Walls



42RB 63/137



50GG 71/180



48BB 56/162



50GY 74/273


Doors



30RB 16/144



10BB 07/150



Feature Walls



90GG 51/211



40YY 65/263



90YR 49/382



Frosted Grape


Doors



DH Indigo



13RR 06/179



Feature Walls



80YR 14/140



70YY 37/296



10YR 17/465



30YR 14/365


Doors



50YR 32/460



71YR 08/119



Colour in patient rooms


Patient rooms should be comfortable, calm, non-intimidating, safe and personalised. Lighting is often subdued, so this should influence colour choice. **Excessive use of bright colours can interfere with visual diagnosis** and lead to overstimulation.

Neutrals

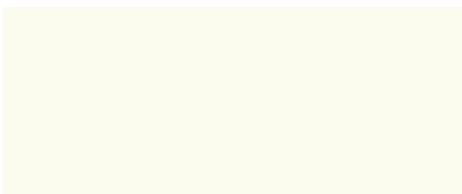
Begin by choosing a neutral. This will be the main broad wall colour that flows through the scheme.




Timeless



Ochre White



30GY 88/014



81YY 87/031

Colours

Ward areas

It is important to keep these areas light and fresh as colours with too much saturation could effect visual diagnosis.

To give interest, a softer palette can be used to highlight key features such as behind the sink area, cupboard doors or window walls. It is still important however to ensure these areas give a modern and uplifting impression as patients often spend long amounts of time in them.

Paediatric Units

Children's wards need to be interesting and vibrant. Using a simple combination of pure accents can create an impression of fun that is appealing and reassuring to children. Using a clear and unsophisticated palette can help to reduce patient anxiety and confusion by distracting their senses.

Intensive care

These areas need to be calming and restful. A soft neutral colour is recommended in these areas, however to avoid a bland looking environment, muted and soothing accents can be used in small areas.

Feature Walls




90YY 62/264



45YY 72/230



90GG 64/088



50BB 54/079

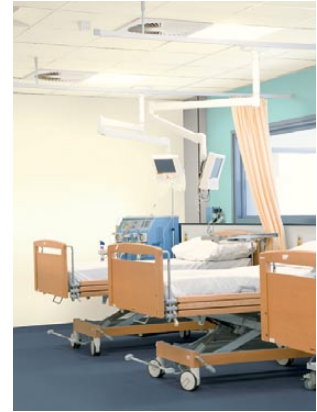
Doors



10RR 13/081



90BG 17/090



Feature Walls



64RR 12/436



90YY 58/424



10BG 39/244



10GG 49/300

Doors



81BG 09/241



16BG 24/357



Feature Walls



90YR 57/070



50RB 48/051



10YR 55/037



50GG 55/049

Doors



50RR 32/029



Javelin




Colour in treatment and therapy rooms


Both a patient room and a working environment for medical staff, therapy and treatment rooms **require very careful consideration.**

Neutrals


Begin by choosing a neutral. This will be the main broad wall colour that flows through the scheme.




30YY 79/053



61YY 85/050



71YY 87/078



Jade White

Colours

Consultation rooms

Although similar to patient rooms in terms of using a warm neutral for the main areas, interest can be achieved by using a stronger combination of accent colours where visual diagnosis does not take place, such as behind a desk.

Therapy rooms

The types of colours used in these areas depend upon the type of therapy or treatment being given. More physical treatments, for instance would require a stimulating and energising combination to encourage physical activity.

Operating Rooms

Most operating theatre walls are green or blue/green in colour. This to counteract the effects on the eye of prolonged staring at the deep red of an open wound. As green is the complimentary colour of red, it is able to neutralize the after-image produced by the surgeon's concentration. A cooler muted palette is recommended for these areas.

Feature Walls



10GY 74/325



19BG 61/207



50RB 34/153



49BB 51/186

Doors



10RB 23/061



30RR 26/335



Feature Walls



60YY 71/409



17BG 36/333



22BB 34/304



10GG 40/352

Doors



Midnight



89YY 62/494



Feature Walls



50GY 57/096



30BB 45/049



10BG 46/112



50RR 32/029

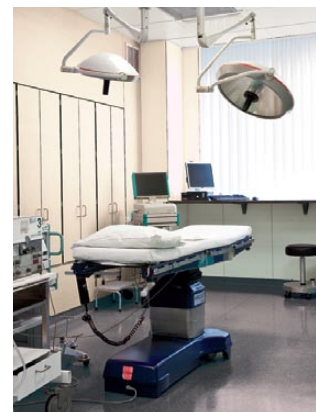
Doors



90BG 25/079



10RB 14/049



Creating colour contrast in line with The Equality Act Guidelines

The Equality Act Guidelines are **designed to help healthcare providers** avoid discriminating against people with disabilities including visual impairment.

The Equality Act

Ensuring that neighbouring expanses of colour, such as walls and doors, are clearly distinguishable by using contrasting colours is first and foremost good design practice. But it is also an important aspect of the guidance provided by The Equality Act.

The Equality Act Guidelines are designed to help healthcare workers provide a better service for people with disabilities including visual impairment.

LRV and visual contrast

Dulux Trade have conducted research with the RNIB, Guide Dogs for the Blind and Reading University to look into ways in which colour can help visually impaired people to navigate a building as easily as possible. This established that over 80% of visually impaired people are able to discern colour differences. So using colour contrast can make their movement much easier.

Approved Document M and BS8300: 2001 advise that any colours used to differentiate surfaces should vary in their light reflectance value (LRV) by at least 30 points.

Walls

The largest critical surfaces, walls need to be clearly distinguishable to give visually impaired people greater security.

Doors

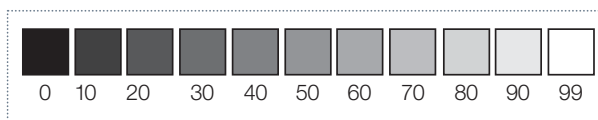
The whole door and architrave should contrast with the surrounding surfaces. The only exceptions are doors to storage spaces, which patients and visitors do not need to distinguish.

Skirtings

Making the skirting the same or a similar colour as the wall gives visually impaired people an accurate indication of the size of the floor, so they can avoid bumping into walls.

For more information and in-depth guidance on colour contrast, please send for our free CD.

Visit www.duluxtrade.co.uk/colourandcontrast



LRV values range from darkest 0 to 99 maximum possible light



CASE STUDY: The Dementia Services Development Centre calls on Dulux Trade expertise

Dulux Trade has helped to develop a series of colour ranges that the centre can recommend to those providing care for people with dementia.

The Dementia Services Development Centre at the University of Stirling was established in 1989 to improve the understanding of dementia, and provides training for doctors, nurses, social workers and others.

The project is part of the centre's new technology suite, comprising an en-suite bathroom, a living area and kitchen. Acting as a 'showhome' for those involved in dementia care, it showcases new technology and equipment.

To meet the duties of The Equality Act, **Dulux Trade** was asked to develop a range of colour schemes that took into account the need to enhance spatial

awareness by contrasting visually adjacent critical surfaces by 30 points difference in Light Reflectance Value – a substantial difference which can lead to dull, monochromatic results without a high level of expertise and guidance.

The colour schemes developed by **Dulux Trade** aid those with visual impairment and aid navigation – the lilac or pale green walls within the living and communal areas contrasting with pristine white trim and oak doors, and bright yellow bathroom doors.

Colm Cunningham, from the centre, comments: *"We needed **Dulux Trade** to provide a wide range of colour schemes from which users could then choose the most appropriate base. We now have a range of colour schemes we can confidently recommend to our clients."*



CASE STUDY: Working with The King's Fund to “Enhance the Healing Environment”

‘Enhancing the Healing Environment’ is the name of a long-standing initiative by The King’s Fund – an organisation dedicated to supporting the health system by working in partnership with healthcare teams and voluntary organisations across the country.

Under this initiative, training and capital is provided to enable nurse-led teams of patients, estates and facilities managers and arts coordinators to work in partnership. The aim is simply to improve the environment in which healthcare is delivered and has been supported by the Department of Health.

The initiative in action: The Willows, Leicester

The recent transformation of a dark, intimidating central space between four single storey wards at The Willows is a fine example of how ‘Enhancing the Healing Environment’ can make a difference – and one in which **Dulux Trade** products and colour consultants played a key role.

The objective of the project was to retain the space’s function as a thoroughfare between the wards, but add a space for patients, staff and visitors to sit and relax in a welcoming environment with potential therapeutic benefits.

The once bleak empty space is now enhanced by curved, undulating low level walls, decorated with carefully chosen **Dulux Trade** colours, that separate the seating area from the walk-through sections. Above, large ceiling-mounted fabric kites reduce noise levels and create a soft, friendly ambience.

*“We chose **Dulux Trade** paint as our patient group liked the extensive range of colours and the personal service of the colour coordinator, who provided some great colour schemes. Repainting cycles have been extended because of the durability of the paint, and the enhancement of the environment has led to greater appreciation of the area with less damage by patients. The colour scheme worked so well that we replicated it in our second ‘Enhancing the Healing Environment’ project – providing a child-friendly visiting suite within an acute hospital.”*

Leicestershire Partnership NHS Trust
‘Enhancing the Healing Environment’ team.

The King's Fund

Introducing The King's Fund

The King’s Fund is a charity that works to improve health and healthcare in England. It does this through the development of individuals and organisations to improve services and build leadership capability as well as through expert policy analysis and research.

In addition to initiatives such as ‘Enhancing the Healing Environment’, The King’s Fund offers a wide range of resources to help everyone in healthcare share knowledge, learning and ideas. It offers an extensive health management library and online resource – and holds highly regarded conferences and seminars which attract leading speakers from the government, NHS and the independent and voluntary sectors.

Dulux Trade Contract Partnership

Dulux Trade Contract Partnership is an exclusive membership scheme of **independently assessed, quality assured painting contractors**.

By joining the scheme, contractors are demonstrating their commitment to providing an outstanding professional service to their clients.

All **Dulux Trade** Contract Partners are required to pass a rigorous and independent assessment process. This reviews the quality of their site workmanship and business processes to ensure they are working to the highest possible standards. Only those who pass both parts of the assessment are invited to join **Dulux Trade Contract Partnership**.

Painting and decorating should not take up any more time or effort for you than is necessary. By working with a **Dulux Trade** Contract Partner you can feel confident that your project is in good hands and will be delivered to the agreed timeline, budget and specification.


















CASE STUDY: History with a long future

Award-winning Dulux Trade Contract Partner, A C Beck & Sons faced a tricky challenge working on the new Infirmary at The Royal Hospital, Chelsea: achieving a high quality durable finish for the extension, yet remaining sympathetic with the original 17th century design

*"As part of the **Dulux Trade Contract Partnership** scheme we offer the reassurance of quality, **Dulux** accredited workmanship and the reliability crucial to such a prestigious project. With access to **Dulux Trade** experts we can deliver painting advice that's second to none"* said A C Beck spokesman, Steve Beck.

No wonder A C Beck & Sons received a 'highly commended' accolade from the Painting and Decorating Association, in recognition of the superior finish of the project

Technical information

Product	Coverage (approx per litre)	Recoat (Hours)	Application Method	VOC Content	Key Benefits	HTM 56 Compliant
Sterishield Diamond Matt	Up to 16m ² /L	2-4		Low	Durable, washable, silver bactericide	1-6
Sterishield Quick Drying Eggshell	Up to 17m ² /L	2-4		Low	Durable, washable, silver bactericide	1-6
Diamond Matt	Up to 16m ² /L	4-6		Low	10 x tougher	2-6
Diamond Eggshell	Up to 16m ² /L	4-6		Low	10x more stain resistant	2-6
Diamond Satinwood	Up to 16m ² /L	6		Low	10 x tougher	2-6
Diamond Glaze	Up to 25m ² /L	2-4		Medium	10x tougher	2-6
Light & Space Flat Matt	Up to 17m ² /L	2-4		Low	Uses up to 22%** less light energy	4-6
Ecosure Matt	Up to 17m ² /L	2-4		Minimal	Virtually zero VOC & zero solvent	4-6
Ecosure Quick Drying Eggshell	Up to 16m ² /L	4-6		Minimal	Virtually zero VOC & zero solvent	4-6
Ecosure Gloss	Up to 16m ² /L	6		Low	Non-yellowing, durable, high-sheen finish.	2-6
Ecosure Undercoat	Up to 16m ² /L	6		Low	Good opacity & adhesion	2-6*
High Performance Floor Paint	Up to 6m ² /L	16-24		Medium	For heavy commercial environments	1-6
Floorshield	Up to 16m ² /L	12-16		High	Durable & hard wearing	1-6
Pyroshield Durable Matt	Up to 12m ² /L	2-4		Minimal (white) Low (colour)	Flame retardant durable upgrade	6
Anti-graffiti finish	Up to 10m ² /L	Minimum 16		Medium	Resistant to washing & cleaning	1-6

KEY  Brush  Roller  Conventional Spray  Airless Spray

*Topcoat with Ecosure Gloss to achieve compliance.

**This figure is based on theoretical calculations on pairs of bare rooms of dimensions 4 x 3 x 2.4m where the light incident on all surfaces is averaged. The rooms all have the same mid-grey floor colour (LRV 50). They have a white ceiling and a colour on the walls. In one of each pair, the colour used is from the Light & Space range. In the other, the colour used is from conventional products. The Light & Space and conventional colours have similar hue (colour family) and chroma (intensity of colour). The energy savings will not always equate to 22%. They will vary depending on the contents, dimensions and floor colour of the room and will differ if lighting in particular areas needs to be controlled. The calculated figure varies from 14% to 28% depending on the wall colour chosen. The actual light energy savings achieved in practice may differ from the calculations.

Providing all the support you need

Particularly challenging or groundbreaking projects can call upon the support of a complete suite of technical specification services from **Dulux Trade**, which can be selected to match the size and needs of your project.

Site Surveys

Dulux Trade Specifier Account Managers can carry out a full site inspection. This will include assessment of the current condition of surface coatings, help with identification of difficult substrates and advice on extending maintenance cycles.

Specification Writing

Dulux Trade can offer full specification support tailored to your individual requirements. This will ensure that correct preparation is highlighted and the products specified are the most appropriate for the location, environment and substrate type.

Contract Meetings

Dulux Trade Specifier Account Managers can attend pre-contract, tenant liaison, project review and post-contract assessment meetings, ensuring collaboration and clear communication from concept to completion.

Site Visits

During the course of the work, if required, site visits can be made to ensure that work is being carried out correctly and in accordance with the specification.

Reporting to Project Owners

A critical element of any project is minimising down time. Knowing the status of the work in progress and thus keeping control of events is equally important. The **Dulux Trade** Specifier Account Managers will ensure that Property Managers are kept closely informed about the status of all work in progress.

Colour Service

For larger painting projects, our expert **Dulux Trade** Colour Consultants can provide help and advice on colour schemes and may use **Dulux** Previews, our unique colour specification software. We can also help improve your environment for the visually impaired in-line with The Equality Act guidance.

Health and Safety

We can help and advise on Health and Safety issues relevant to the use of **Dulux Trade** products.

Waste Management

Waste from completed work can be disposed of safely and quickly with our wash systems and recycling services. **Dulux Trade** can advise on the best solution for your needs.

To discuss further the specifics of your project and how **Dulux Trade** can help you, contact your local **Dulux Trade** Specifier Account Manager or email us at transforming@akzonobel.com



Dulux Trade Contract Partnership is an exclusive membership scheme of independently assessed, quality assured painting contractors. It was the first, and is the only, scheme in the industry to assess and approve painting contractors for commercial projects.

By joining the scheme, contractors are demonstrating their commitment to providing an outstanding professional service to their clients.

A **Dulux Trade** Contract Partner is committed to:

- Quality workmanship
- Providing value for money
- Delivering a professional service
- Being reliable and trustworthy
- Continual improvement

The on-going assessment programme and Code of Practice demonstrate how **Dulux Trade Contract Partners** are working to a consistently high standard of workmanship and professionalism. When you need a project completed right first time, on time and there is no room for error – you can rely on a **Dulux Trade Contract Partner**.

For more information visit www.contractpartnership.co.uk

Contact Us

For product/Health and Safety data sheets please visit our website www.duluxtrade.co.uk

For more information or technical advice please contact **Dulux Trade** Technical Advice Centre on **08444 817 818**

ICI, the ICI Roundel, Dulux Trade, Sterishield, Ecosure, Light & Space, LumiTec, Environmental Impact Analyser, the step towards greener device, Floorshield, Colour Palette, Contract Partnership, AkzoNobel and the AkzoNobel logo are trade marks of the AkzoNobel group © AkzoNobel 2011.

