

Uniclass L682:D71/2	
CI/SfB 71/2	Vv

**Dulux**  
**TRADE**  
*Trade & Trusted*

“Dulux Trade helped us achieve great environments for our students and staff”

**Trusted** by Matthew Waite,  
Head of Projects, Northampton University






## CASE STUDY:

### The University Of Northampton, Cottesbrooke, Northampton Business School

An inspiring contemporary colour scheme, suitable for a busy university building used mainly by mature and part time students. That was the interior decor brief for this newly built extension.


**Dulux Trade** Senior Colour Designer Lisa Pilley's solution integrated the flooring and furniture into the colour scheme to create a sense of flow, combining a delphinium shade from the existing building with feature walls in vivid pink and a deep night sky blue.

A hard wearing and durable finish is essential in such a busy environment, so ten times tougher **Dulux Trade** Diamond Matt was chosen for the corridors. The main problem in the classrooms is a shortage of natural light - ideal conditions for **Dulux Trade** Light & Space, which reflects light back into the room making them feel more spacious.



“It felt like Dulux Trade was our partner and their support helped ensure we got a good finish”

**Trusted** by Matthew Waite,  
Head of Projects, Northampton University



# Creating smart environments for places of learning

**Schools, colleges and universities are unique places.** Their environment has to be conducive to learning and **stimulating to the senses**, yet durable enough to withstand a constant daily flow of heavy traffic. That presents severe challenges when choosing decorative products and colour schemes, and **nobody is better placed than we are** to help you meet those challenges.

We have a proven track record in the education sector. First and foremost, we understand the pressures you face to get the right result. We also understand how staff and students engage with the building, positively or otherwise. And of course we know how crucial it is for you to keep costs down by minimising the need for maintenance and redecoration.

Our Specifier Account Managers, education experts and colour designers are on hand to help you choose the most suitable products, create appropriate colour schemes and achieve results that balance a stimulating environment with practicality.

Work together with us and we'll make sure your project gets top marks for design and durability; meeting your sustainability objectives too. Start by calling our team on **08444 817 818** or visit [www.specifytradepaint.co.uk](http://www.specifytradepaint.co.uk)

## CONTENTS

Tailor your Colour Palette	4
Corridors and circulation areas	6
Classrooms and teaching areas	8
Student accommodation	10
Exterior areas	12
Sports facilities	14
Toilets, changing and catering areas	15
Product selection	16
Sustainability	18
Equality Act	20
Contract Partnership	22
Specify Trade Paint	22
Technical information	23

# Tailoring the colour palette to the age group

**Primary, secondary and further education students are very different ‘audiences’** with diverse needs and preferences when it comes to colour.

Here we have created three sample palettes to illustrate the suggested approach for each sector. The palettes contain nine colours because they are designed to be used across the whole extent of a building or complex, with two or three colours selected for individual areas. There is no need to use every colour on a given project.

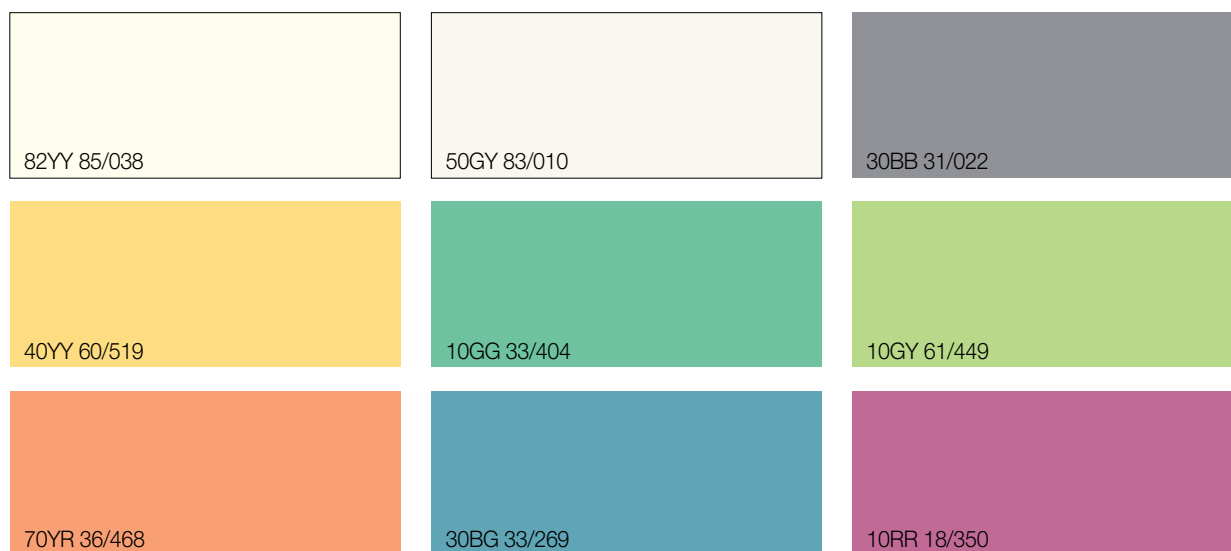
Often a single ‘theme’ colour is used to link different zones, creating a sense of unity and flow throughout the site and aiding navigation. Flexibility is key. For example you may wish to choose bright, uplifting accent colours in teaching areas, with a neutral shade as the main wall colour.



## Primary education

The main task when decorating for the youngest age group is stimulating fun and play. Choose clean, fresh neutral wall colours and complement them with uplifting accent colours for feature walls and doors in teaching spaces.

Remember, too, that the **Dulux Trade** range includes **Sterishield**, a specialist paint that can help to create a hygienic environment for primary and secondary school children by inhibiting the growth of bacteria.




## Secondary education

Mid-teens want to feel they are being treated as young adults, so their palette features colours that are more mature but still fun and inspiring. Otherwise similar principles hold true: brighter accent colours for feature walls and doors, complemented by neutral shades for main walls. Durable finishes such as the **Dulux Trade** Diamond range are even more essential for these bigger, more boisterous youngsters, and it is again worth considering the use of an anti-bacterial **Sterishield** finish.



## Further and higher education

16+ students are a diverse bunch but this dynamic palette will enable you to create modern, engaging spaces in which they'll feel happy to learn, chill and play. The **Dulux Trade** team can also help you meet your sustainability objectives, with products such as the **Ecosure** range, designed to minimise the environmental impact of the decorating process, and waste-reducing solutions including can recycling and our unique paint solidifier.



# Access all areas

Looking good is important of course, but **durability and cleanability** are equally important priorities in constantly used spaces such as corridors. Colours must also be chosen with an **eye to making circulation areas easy to recognise and navigate.**

## CASE STUDY:

### Ysgol Gymraeg Brynsierfel, Llanelli

A key objective for Carmarthenshire County Council at this brand new primary school was to create an inspirational teaching space for pupils aged 3 to 11 by optimising natural light within the internal areas with double height corridors, large windows and skylights. Creating a colour scheme to complement these features provided a distinctive take on the usual rainbow brights of primary school walls.


To achieve this vision, construction company the Kier Group worked closely with **Dulux Trade** who recommended the innovative, light reflective **Dulux Trade Light & Space** colour range. By using **Light & Space** in a ten times tougher and stain resistant Diamond Matt formulation, they were also able to bring superior durability to the school's high traffic areas.

**Dulux Trade Light & Space** Diamond Matt can help increase maintenance cycles to ensure a strong return on investment, and also save an average of 22 per cent of lighting energy by allowing lower wattage bulbs to be used to the same effect as standard ones.



**“Our colour schemes helped students and teachers feel comfortable in their environment”**

**Trusted** by Tiffany Allison-Hall,  
Senior Colour Designer, Dulux Trade



### Key points to consider

- A primary school is a great opportunity to use bright, cheerful colours
- Don't neglect corridors, they are ideal areas for injecting colour
- Use lighter shades on broad wall areas
- A satin finish looks smart and contemporary
- Consider the colour of the flooring when selecting your colours

### Product suggestion



#### Diamond Matt

Tough enough for busy corridors, formulated to withstand repeated cleaning. Consider **Light & Space** colours for poorly lit areas.



#### Diamond Satinwood

A durable satin finish for trim that's the perfect partner for Diamond Matt.



#### Pyroshield

Flame retardant that upgrades previously painted surfaces from Class 3 to Class 0 – available in Matt and Eggshell finishes.

See page 23 for more details

## Bright sparks

**Classrooms are among the hardest working places in a school or college.** Often space is limited and usually the room is crowded and hectic. This demands a colour scheme that delivers **a sense of light and focus and makes the most of the space available.** It also requires a finish that can survive **heavy traffic** and withstand constant cleaning.

Most classroom colour schemes are built around the use of a feature wall as the teaching wall. This is the wall the students will be facing most of the time, so using a suitable bright colour brings focus to the space and can actively encourage learning and concentration.

The choice of feature colour will of course depend on the overall colour scheme, the age group of the students and the orientation of the room.

Warmer colours are best if the natural light is from the north. For optimum effectiveness, the vividness should be balanced by more neutral shades in the rest of the room.

When it comes to paint finishes, durability is the key. That's why it is no surprise that the **Dulux Trade Diamond** range is so frequently chosen for teaching spaces. To create the required sense of light in smaller, darker teaching spaces, reflective **Dulux Trade Light & Space** colours are the perfect choice.



“A feature wall can focus students’ attention on where the action is happening.”

**Trusted** by Lisa Pilley,  
Senior Colour Designer, Dulux Trade





### Key points to consider

- If the natural light is from the north, a warm colour is recommended
- For a modern feel and a sense of space, pull the trim into the broad wall colour
- Create a teaching wall – a feature wall that gives focus and direction to the learning space
- Use matt or satin finishes to minimise glare on PC screens and young eyes
- Bear existing furniture and flooring in mind when choosing colours

### Product suggestion



#### Diamond Eggshell

The classic mid-sheen finish, perfect for classrooms because it's 10x tougher than ordinary water-based eggshells.



#### Light & Space

Natural light is a precious commodity in a classroom; reflective **Light & Space** can make any room feel brighter. Available in 5 finishes.



#### High Gloss

A tough high gloss finish for interior trim that, crucially in teaching spaces, will withstand repeated washing.

See page 23 for more details

## Student accommodation

# Home from home

At **Dulux Trade** our extensive experience with student accommodation includes having worked closely with **The UNITE Group for five years**. They are the UK's largest provider of student accommodation, responsible for over 130 properties, **providing homes for more than 42,000 students across 23 cities**.

### CASE STUDY: UNITE Group, student accommodation in 23 UK cities

The first thing to remember when creating student accommodation is that this is their home and it needs to feel that way, with colour used to define distinct areas within each room and make common areas as welcoming as possible. It must also be a place they can make their own,

and of course it's a space in which they will be spending long hours studying, so it's essential to conjure up an ambience in which young minds can learn and think.

Students being students, and with rotational maintenance tending to happen in 5-year cycles, durability, cleanability and the ability to withstand constant wear and tear are also crucial considerations.



**“We have used Dulux Trade paints for over 5 years for their good choice of colours and finishes, competitive range of accessories and excellent technical support.”**

***Trusted*** by Steve Batley, Estates and Maintenance Director, The UNITE Group





### Key points to consider

- Think homely and welcoming, the tenant may have just left home for the very first time
- The **Dulux Trade** Diamond range is a wise choice with durability paramount
- Think about the kinds of colour students will have chosen back at home
- Keep things simple, so that the students can add their own personal touches
- Use a variety of unisex palettes around a hall of residence

### Product suggestion



#### Diamond Matt

A fashionable matt finish that, with student lifestyles in mind, is 10x more stain resistant than vinyl silks.



#### Ecosure Gloss

Meet your sustainability goals with a professional quality high gloss that contains 30% less embodied carbon and 70% less VOC content.††



#### Vinyl Matt

Water-based matt emulsion that goes easily onto dry plaster, woodchip and many building boards.

See page 23 for more details

†† For full details see the back cover.

## Exterior areas

# Contrasting approaches to the great outdoors

The exterior masonry and woodwork of an educational establishment has to work just as hard as the interior, and of course it **has to stand up to the elements** as well as the students - providing the finest **long term protection and saving money by extending maintenance cycles.**

### CASE STUDY: A traditional exterior London Business School, Regent's Park

Colour simply wasn't an issue when it came to decorating the John Nash façade of the London Business School, given its location and Grade I listed status.

A Regent's Park cream finish that would keep its clean, fresh and authentic appearance between painting cycles was required, and the business school specified **Dulux Trade Weathershield Smooth Masonry Gloss** to deliver both. It's a high gloss formulation that discourages dirt retention with an added fungicide to inhibit mould.





## CASE STUDY: A contemporary exterior Portland College, Mansfield

The woodland setting of Portland College (it's actually in Sherwood Forest) provided the inspiration for the exterior and interior décor at this college for young adults with physical disabilities.

The exterior of the Art Zone achieves the required wow factor and arty feel with the use of **Weathershield** Smooth Masonry Paint in vibrant lime green. This picks out a colour from the barcode style flooring of the 'industrial chic' interior, which also features painted bare brick and boldly coloured recessed arches.

***"The design and colour choices have energised not only the learners but also the staff."***

***Trusted*** by Chris Wynne,  
Art Hub Leader, Portland College

### Key points to consider

- The exterior gives everyone their first impression of the building, so it's essential that it looks good and stays that way
- Choose the finish that best meets your requirements in terms of durability and visual impact
- Consider the surrounding environment (built and natural) when selecting external colours
- Bear in mind the textures as well as the colours of substrates that are visible nearby

### Product suggestion



#### **Weathershield Smooth Masonry Paint**

A quick drying water-based exterior masonry paint providing a smooth finish and up to 15 years protection.



#### **Weathershield Exterior Gloss System**

Used as a system the High Gloss and Undercoat provide a high gloss finish and up to 8 years protection.



#### **Metalshield**

A high gloss or satin finish for exterior metal that can provide up to 8 years protection and increase maintenance cycles when used with a **Metalshield** primer.

See page 23 for more details

## Sports facilities

# Sporting lessons

**Sporting facilities in an educational environment** have their own set of rules. With long experience in the field, the **Dulux Trade** team has the coaching expertise to make sure **your project is a winner.**

### Colours

Using cool, unobtrusive tones is one key tip. Large expanses of vivid colour can be too overwhelming in such a hectic environment, so if a school or college colour is especially bright, it may be wise to consider a lighter tint of it. Using split colours for the upper and lower sections of the walls helps with visibility.

### Products and finishes

The right hardwearing anti-slip flooring is crucial for indoor sports facilities, so this may influence the choice of wall and ceiling colours. And because gym walls tend to be so large and expensive to redecorate, choosing products that extend maintenance cycles as far as possible – even anti-graffiti finish - can mean major cost savings.

“Sterishield Quick Drying Eggshell has more than met the requirements we set out.”

**Trusted** by Paul Hayward,  
Head Teacher, St Andrews Primary School



USE DURABLE PAINTS TO  
EXTEND MAINTENANCE CYCLES

USE BLUES AND GREENS  
FOR WALLS TO ENSURE  
BALLS STAND OUT

## Where hygiene is paramount

**Hygiene and the ability to stand constant cleaning are crucial** when decorating toilets and changing areas and choosing colour schemes for kitchens and dining areas. Because the **Dulux Trade Colour Palette** extends into so many specialist products areas, it's not a problem balancing practicality with the need to fit into the overall colour scheme.

**Dulux Trade Sterishield** Diamond Matt, for example, is ideal for toilet areas and kitchens. It can actively inhibit the spread of bacteria and is durable and scrubable – extending maintenance cycles. **Dulux Trade Mouldshield** Matt and Eggshell both contain a mould-resisting fungicide and are perfect in changing rooms, kitchens and wherever moisture levels are high.

When choosing colours for dining rooms, cafeterias and refectories it's important to consider that they are also key socialising and relaxing areas. Diamond Eggshell is an ideal finish, bearing in mind the need for cleaning up food spillages on a regular basis. Consider Flat Matt too, it can help achieve a cool café ambience.



### Key points to consider

- Ensure the walls provide a good contrasting background for balls and other sporting equipment
- No need to sacrifice colour for functionality-specialist finishes such **Sterishield** and **Mouldshield** are available in the full **Dulux Trade** palette
- Sports halls and dining areas are often used for social functions, so there's a strong case for choosing attractive colours
- Consider **Light & Space** colours wherever there's a lack of natural light

### Product suggestion



#### Sterishield

To suit locations as different as toilets and canteens, bactericidal **Sterishield** is available in both 10x tougher Diamond Matt and Quick Drying Eggshell.



#### Diamond Eggshell

The classic mid-sheen finish will withstand constant cleaning because it's 10x tougher than ordinary water-based eggshells.



#### Mouldshield

Antibacterial paint ideal for where hygiene is important.

See page 23 for more details

## Product selection

# The right Dulux Trade product for every purpose

The **Dulux Trade** range has been developed in the world leading laboratories of **AkzoNobel** to deliver precise solutions to the widest possible array of interior and exterior decorating challenges.

With the unrivalled **Dulux Trade** Colour Palette available in so many paints and specialist coatings and expert advice on hand whenever required, you will always be able to find the right solution for every task. To make selection as simple as possible, we have grouped our products here by application area.



## Walls and ceilings

Matt, eggshell, soft sheen... whichever finish, product or colour you choose for walls and ceilings, you can be sure of best in class spreading rate, performance and durability.



### Diamond Range

- 10x tougher water based formulations\*
- Outstanding durability and stain resistance
- Available in Matt, Eggshell and **Sterishield**

### Durable Flat Matt

- High quality durable paint with a flat finish
- Excellent opacity and coverage
- Perfect to hide imperfections

### Ecosure Range

- A more sustainable choice with up to 35% lower embodied carbon\*\*
- Quality finish with a great colour choice
- Ease of application and durability

### Vinyl Matt

- Perfect for use on walls and ceilings
- Excellent finish
- Ideal for use on woodchip, dry plaster and a range of building boards

### Light & Space Range

- Uses revolutionary **LumiTec** technology to reflect the light around the room
- Rooms feel more spacious
- Make an energy saving of up to 22%†

### Pyroshield Range

- Flame retardant coatings ideal for communal areas
- Water-based, low odour, non-hazardous formulations
- Upgrade multi-layered previously painted surfaces to Class O

### Anti-Graffiti Range

- Hard wearing finish with superb adhesion
- Minimises the need for redecoration as it stands up to tough cleaning
- Also suitable for hygiene sensitive areas

### Sterishield Range

- Inhibits bacteria within 12 hours of contamination
- Water-based and non-hazardous
- Withstands repeated cleaning, extending maintenance cycles

\* \*\* † For full details see the back cover

## Trim

Whether you are redecorating existing interior woodwork or painting from new, the **Dulux Trade** range will help you achieve a finish that looks great and, even more importantly, lasts.



### Diamond Satinwood

- Tough, durable satin finish for interior wood and metal
- Non-yellowing
- Extensive range of colours

### Ecosure Undercoat and Gloss

- Professional quality, quick drying high sheen gloss system for a non-yellowing finish
- Suitable for interior wood and metal
- 30% less embodied carbon when used as a system\*\*

### Dulux Trade High Gloss

- For general use on interior wood, metal and masonry
- Tough, durable finish withstands repeated washing
- Solvent-based

## Floors

Being walked, run, skipped and stamped on day in day out is a uniquely demanding examination of a paint's quality and character. Choose specialist floor paints from **Dulux Trade** and you can be sure the floor will stand up to it.



### Floorshield

- Hard wearing with excellent abrasion resistance
- Up to 40% greater coverage than rival products
- Withstands repeated washing and mild chemical spillage

### High Performance Floor Paint

- Two-pack water-based epoxy floor paint
- Suitable for areas subject to high wear
- Highly durable mid-sheen finish

## Exterior

Just say the word **Weathershield** and anyone who knows about paint will know you're talking about durability that lasts up to 15 years on masonry and up to 8 years on exterior woodwork.



### Weathershield Smooth Masonry Paint

- Smooth finish masonry paint offering up to 15 years protection#
- Water-based
- Contains fungicide and algicide

### Metalshield Range

- Up to 8 years protection^
- Wide choice of colours
- Quick drying times

### Weathershield Exterior High Gloss

- High gloss finish for exterior joinery and smooth planed wood
- Up to 8 years protection
- Contains fungicide

### Weathershield Ultimate Woodstain

- Highly flexible finishes resist cracking, flaking and peeling
- Formulated for up to 10 years protection
- Excellent water repellency

# † † ^ For full details see the back cover

# Helping you meet today's sustainability challenges

To assess the sustainability of paints before specifying, there are three simple questions to answer.



What's in it?



How long does it last?



How much do you need?

## What's in it?

**Dulux Trade and Forum for the Future** developed the **Environmental Impact Analyser** to measure a paint's environmental impact in terms of embodied carbon. Using this tool, **Dulux Trade** created the **Ecosure range**, which offers lower environmental impact without compromising on performance. Also, using water-based paints is one of the most effective ways to reduce your project's carbon footprint, because the water replaces oil-based solvents.



## How long does it last?

Longer lasting decorative coatings extend maintenance cycles. So using products such as the **Dulux Trade Diamond range** can give the project a smaller environmental footprint, with less impact from the decorating process over its lifetime.

## How much do you need?

**Dulux Trade** products have a higher spreading rate with no compromise on opacity, reducing the project's environmental impact by using less paint.

## Promoting can recycling too

The innovative **Dulux Trade** can recycling scheme, with full documentation to show that nothing goes to landfill, is another way in which **Dulux Trade** can help lower a decorating project's environmental impact.

**“As a brand leader we have a critical role to play in reducing the environmental footprint associated with the use of our products and delivering innovations that allow our customers to work more sustainably.”**



*Susan Kendall,  
UK & Ireland  
Sustainability Director,  
ICI Paints AkzoNobel*

REDUCE THE NUMBER OF COATS NEEDED BY CHOOSING A PAINT WITH GOOD OPACITY

LINK FLOORING AND TRIM COLOURS TO CREATE CLEAN LINES



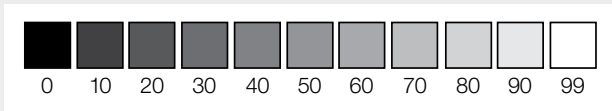
## The Equality Act

# Using colour effectively in line with The Equality Act Guidelines

The **Equality Act Guidelines** are designed to help you make your building accessible and easier to navigate for people with a visual impairment.

## The Equality Act

These guidelines are designed to make it easier for any students, teachers or visitors with a visual impairment to navigate through the building. Therefore it's important to use clearly distinguishable colours for walls, ceilings and doors, including door frames. This is both good design practise and will help you follow the guidelines.



LRV values range from darkest 0 to 99 maximum possible light

## LRV and visual contrast

**Dulux Trade** have conducted research with RNIB, Guide Dogs for the Blind and Reading University to look into ways in which colour design can help the visually impaired. This established that over 80% of visually impaired people are able to discern colour difference, so using colour contrast can make their movement much easier.

Approved Document M and BS8300: 2001 advise that any colours used to differentiate critical surfaces should vary in their light reflectance value (LRV) by at least 30 points.

## Walls, doors and skirtings

To comply with the act walls need to be clearly distinguishable from doors and floors. Architrave and skirting can be brought into the same colour as the adjacent walls or doors or may be a stand-alone contrasting shade. Doors are a critical surface so must contrast with the adjacent wall areas.

For more information and guidance on colour contrast within the guidelines, please request our free CD or contact your **Dulux Trade** representative.

Visit [www.duluxtrade.co.uk/colourandcontrast](http://www.duluxtrade.co.uk/colourandcontrast)



# Dulux Trade Contract Partnership

**Dulux Trade Contract Partnership** is an exclusive membership scheme of independently assessed, **quality assured painting contractors**.

By joining the scheme, contractors are demonstrating their commitment to providing an outstanding professional service to their clients. Members are committed to demonstrating industry leading sustainability best practice and are well placed in helping clients meet their specific environmental, social and economic objectives.

**“We have worked with Dulux Trade Contract Partners over the years and have been impressed with their professionalism and commitment to delivering a quality job”**

**Trusted** by Dale Turner, Head of Procurement - Strategic Sourcing Team, Skanska.

A Dulux Trade Contract Partner is committed to:

- Quality workmanship
- Delivering a professional service
- Continual improvement
- Providing value for money
- Being reliable and trustworthy



The on-going assessment programme and Code of Practice demonstrate how **Dulux Trade** Contract Partners are working to a consistently high standard of workmanship and professionalism.

When you need a project completed right first time, on time and there is no room for error – you can rely on a **Dulux Trade** Contract Partner.

## Specifications made simple

We make it our job to make your job as easy as possible. Using our bespoke online specification system, **DuSpec**, means you can figure out the quantities you need for a specific job. **You can search, filter and select the right paint for your project in just a few clicks** and create a customised presentation with your company logo and bespoke project details, **giving you professional results, every time.**

Visit [www.specifytradepaint.co.uk](http://www.specifytradepaint.co.uk) to produce your specification presentation and find extra help and advice, including:

- Information on VOC (Volatile Organic Compound) 2010 legislation
- How to make more sustainable choices
- Learn about colour in specification
- FAQ section to answer all your questions



*For paint & woodcare specifications*

## Technical information

Product	Coverage (approx per litre)	Recoat (Hours)	Suitable for	VOC Content	Key Benefits
<b>Diamond Matt</b>	Up to 16m <sup>2</sup> /L	4-6	Corridors, communal areas, student accommodation	Low	10x tougher & stain resistant
<b>Diamond Eggshell</b>	Up to 16m <sup>2</sup> /L	4-6	Corridors, communal areas, student accommodation	Low	10x tougher & stain resistant
<b>Ecosure Matt</b>	Up to 17m <sup>2</sup> /L	2-4	Classrooms	Minimal	Virtually zero VOC & low odour
<b>Ecosure Quick Drying Eggshell</b>	Up to 17m <sup>2</sup> /L	4-6	Classrooms, catering, changing areas, toilets	Minimal	Virtually zero VOC & low odour
<b>Light &amp; Space Diamond Matt</b>	Up to 16m <sup>2</sup> /L	4-6	Classrooms	Low	Uses up to 22% <sup>†</sup> less light energy
<b>Durable Flat Matt</b>	Up to 17m <sup>2</sup> /L	2-4	Classrooms	Low	Durable with a flat finish
<b>Vinyl Matt</b>	Up to 17m <sup>2</sup> /L	2-4	Classrooms, ceilings	Low	Excellent opacity & finish
<b>Sterishield</b>	Up to 17m <sup>2</sup> /L	2-4	Classrooms, catering areas	Low	Durable, washable, anti-bacterial
<b>Floorshield</b>	Up to 16m <sup>2</sup> /L	12-16	Sports halls	High	Durable & hardwearing
<b>Pyroshield</b>	Up to 12m <sup>2</sup> /L	2-4	Corridors, escape routes	Low	Flame retardant durable upgrade
<b>Mouldshield</b>	Up to 17m <sup>2</sup> /L	4-6	Toilets, kitchens, changing areas	Low	Inhibits growth of mould and fungi
<b>Metalshield</b>	Up to 13m <sup>2</sup> /L	4-6	Suitable for all metals	High	Up to 8 years protection <sup>^</sup>
<b>Anti-graffiti finish</b>	Up to 10m <sup>2</sup> /L	Minimum 16	Corridors, communal areas, sports halls	Medium	Resistant to scuffs & damage
<b>High Performance Floor Paint</b>	Up to 6m <sup>2</sup> /L	16-24	Sports halls	Medium	Suitable for areas of high wear
<b>Diamond Satinwood</b>	Up to 16m <sup>2</sup> /L	6	All trim	Low	Tough, durable satin finish
<b>Ecosure Undercoat &amp; Gloss</b>	Up to 16m <sup>2</sup> /L	6	All trim	Low	Water-based, non-yellowing
<b>High Gloss</b>	Up to 18m <sup>2</sup> /L	16-24	All trim	High	Can also be used on radiators
<b>Weathershield Smooth Masonry</b>	Up to 14m <sup>2</sup> /L	2-4	Exterior masonry	Low	Up to 15 years protection <sup>#</sup>
<b>Weathershield High Gloss</b>	Up to 18m <sup>2</sup> /L	16-24	Exterior joinery, smooth planned wood	High	Up to 8 years protection
<b>Weathershield Ultimate Woodstain</b>	Up to 20m <sup>2</sup> /L	16	Exterior joinery and cladding	High	Up to 10 years protection

# ^ † For full details see the back cover

## Providing all the support you need

The range of products and services from **Dulux Trade** is designed to meet the needs of the professional specifier. As part of this we offer a complete and comprehensive range of professional support services.

### Site Surveys

Specifier Account Managers can carry out a full site inspection. This will include assessment of the current condition of surface coatings, help with identification of difficult substrates and advice on extending maintenance cycles.

### Specification Writing

**Dulux Trade** offers full specification support tailored to your individual requirements. This will ensure that correct preparation is highlighted and the products specified are the most appropriate for the location, environment and substrate type.

### Contract Meetings

Specifier Account Managers can attend pre-contract, project review and post-contract assessment meetings, ensuring collaboration and clear communication from concept to completion.

### Site Visits

During the course of the work, if required, site visits can be made to ensure that work is being carried out correctly and in accordance to the specification.

To discuss further the specifics of your project and how **Dulux Trade** can help you, contact your local **Dulux Trade** Specifier Account Manager or email us at [duluxtrade.advice@akzonobel.com](mailto:duluxtrade.advice@akzonobel.com)

### Contact Us

For product/Health and Safety data sheets please visit our website [www.duluxtrade.co.uk](http://www.duluxtrade.co.uk)

For more information or technical advice please contact **Dulux Trade** Technical Advice Centre on **08444 817 818**

\*Compared with Dulux Trade Vinyl Silk.

\*\*Ecosure Matt; compared with Dulux Trade Vinyl Matt 2008 formulation.

† This figure is based on theoretical calculations on pairs of bare rooms of dimensions 4 × 3 × 2.4m where the light incident on all surfaces is averaged. The rooms all have the same mid-grey floor colour (LRV 50). They have a white ceiling and a colour on the walls. In one of each pair, the colour used is from the Light & Space range. In the other, the colour used is from conventional products. The Light & Space and conventional colours have similar hue (colour family) and chroma (intensity of colour). The energy savings will not always equate to 22%. They will vary depending on the contents, dimensions and floor colour of the room and will differ if lighting in particular areas needs to be controlled. The calculated figure varies from 14% to 28% depending on the wall colour chosen. The actual light energy savings achieved in practice may differ from the calculations.

†† Compared with Dulux Trade solvent-based variants as the market is over 82% solvent-based and 93% for gloss specifically.

# Weathershield Smooth Masonry in normal conditions, with two coats properly applied, will have good colour stability and will protect for up to 15 years.

^ When used as a system with Metalshield primer.

### Report to Project Owners

A critical element of any project is minimising down time. Knowing the status of the work in progress and thus keeping control of events is equally important.

The Specifier Account Managers will ensure that Property Managers are kept closely informed about the status of all work in progress.

### Colour Service

For larger painting projects, we can offer **Dulux Trade** Colour Consultants who provide help and advice on colour and may use **Dulux** Previews, our unique colour specification software.

### Health and Safety

We can help and advise on Health and Safety issues relevant to the use of **Dulux Trade** products.

### Waste Management

Waste from completed work can be disposed of safely and quickly with our wash systems and recycling services. **Dulux Trade** can advise on the best solution for your needs.

**50%** recycled  
When you have finished with  
this brochure please recycle it

AkzoNobel, the AkzoNobel logo, ICI, the ICI Roundel, Dulux, Dulux Trade, Weathershield, Ecosure, Light & Space, Colour Palette, DuSpec 2.0, the Dulux Trade Contract Partnership logo, Sterishield, Floorshield, Pyroshield, Mouldshield, Metalshield and Trade & Trusted are trademarks of the AkzoNobel group. ©AkzoNobel 2012