



# Washroom Design Solutions

Second Edition





## Washroom Design Solutions

Dolphin Modular System

**4**



Project Focus

**14**



Dolphin Behind Mirror Solutions

**6**



Dolphin Under Counter Bins

**16**



Dolphin Blue Infrared Taps

**8**



Dolphin Baby Change

**18**



Dolphin High Speed Hand Dryer

**10**



Dolphin Doc M

**20**



Dolphin Combination Units

**12**



Dolphin Showers and Flush Valves

**22**



# Dolphin Behind Mirror System

## 1. Consumer Panel

Each modular system is fitted with an electronic consumer panel (including RCD breakers), only requiring a 32 amp mains feed to the unit.



## 2. Circulating Hot Water Loop

The circulating hot water loop means the hot water is piped from one tap to the next continuing around in a loop back to the same location, ensuring instant hot water. This is excellent water saving, as it saves time to get warm water to the point of the hand washing.





## 3. Infrared Sensor Taps

Hygienic, easy to use and water efficient, saving one of our key resources in the world. These taps promote a 65% water saving.



## 4. High Speed Hand Dryer



1.0kw high speed hand dryer, drying hands in 13 seconds. This dryer uses up to 70% less energy than conventional hand dryers, saving money for your clients.



### LED backlights



Do you want an Extremely Prestigious Time, Space, Energy and Water?



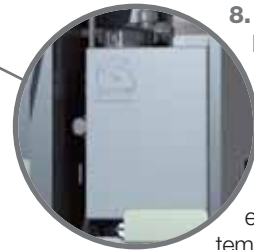
**6. Hot and Cold Water Supply Inlet**

The module only requires a hot and cold water inlet. The connection fitting to the module will require a 15mm pipe for each hot and cold water inlets.



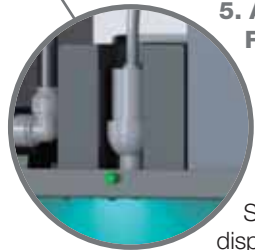
**7. Foam Soap Tank**

Seven litre soap tank allowing 17,500 hand washes. The soap tank is fitted with electrodes which measure the level of the soap. When the soap level drops to 2 litres of soap left, a 'soap low' light message shows on the top left-hand side of the mirrors.



**8. LED Lighting**

Long life, energy efficient, ecologically friendly, durable quality, design flexibility, operational in extremely hot or cold temperatures, very good light dispersment and low voltage. The LED lighting colour can be changed to any colour of your choice, by the RGB adjustment switches in the consumer panel.



**5. Automatic Foam Soap Dispenser**

This is included in the Behind Mirror System, and dispenses a pre-measured quantity of foam soap when the hand is passed beneath the sensor



**9. TMV3 Thermostatic Valves**

Thermostatic Valves accurately control water temperatures hand-washing by maintaining a preset temperature. The use of TMVs in this Dolphin Module enables it to be used in all applications, including hospitals, care homes and schools.

Washroom while Saving

# Behind Mirror Solutions



Do you want to save unlettable space?

### **Saving you valuable time, utilising space and minimising hazards**

- Dolphin Behind Mirror products are the answer to slip hazards and wet washroom floors
- Water from washing is contained in the 'wet' area
- Uninterrupted surfaces for cleaning

**WP 174** Dolphin Prestige  
Behind Mirror Soap  
Dispenser



**BC 5262** Dolphin Behind Mirror Dryer  
and Paper Towel Combination Unit  
*Satin Stainless Steel*



**BC 9288BM** Dolphin Behind  
Mirror Paper Towel Dispenser  
*Satin Stainless Steel*



**BC 2003** Dolphin Velocity  
Behind Mirror Dryer  
*Satin Stainless Steel*



# Infrared Taps



Would you like to save up to 65% of water used compared to conventional taps?

### Ultimate hygiene solution : comfort without the risk of disease

- Cross contamination from multiple user contact with washroom fittings is eliminated by Dolphin Blue Taps; with non-touch sensor taps you are safe
- Office left unused or school holidays? Reduce risk of Legionella in stored water with the optional 'hygiene flush' feature releasing water at 12, 24 or 48 hour intervals
- Neoperl aerators reduce flow to a minimum – saving you water and the energy costs of heating wasted water

**DB 100** Dolphin Blue  
Infrared Tap  
*Satin plated brass or Chrome*



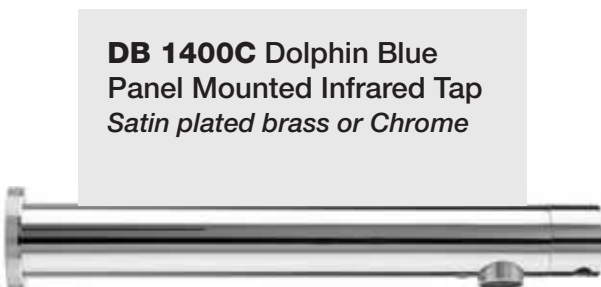
**BC 633** Dolphin Counter  
Mounted Infrared Soap  
Dispenser  
*Chrome Plated Brass*



**DB 1900** Dolphin Blue  
Panel Mounted Infrared Tap  
*Chrome plated brass*



**DB 1400C** Dolphin Blue  
Panel Mounted Infrared Tap  
*Satin plated brass or Chrome*



# High Speed Hand Dryer



Do You Want to Save Hand Drying Time and Reduce Electricity Costs?

### **Saving Time, Saving Energy, Saving Money, Saving Cross-Contamination**

- Dolphin Velocity Hand Dryers save up to 70% of the electricity used by conventional hand driers by optimizing airflow and heat ratios.
- Low maintenance & energy costs ensure you receive payback with one year in a busy washroom.
- We have a design to meet your requirements...backed up with long guarantees and onsite support

**BC 2002 Dolphin Velocity Eco Dryer**  
*Satin Stainless Steel or White Metal*



**BC 2001 Dolphin Velocity High Speed Hand Dryer**  
*Satin or Polished Stainless Steel*



**BC 2007 Dolphin Velocity Eco Slimline Recessed Hand Dryer**  
*Satin Stainless Steel*



**BC 2011 Dolphin Velocity Hand Dryer**  
*Silver ABS*



# Combination Units



What image does your washroom reflect?



# Dolphin Combination Units

## Combination Units

### Create stylish washrooms with contemporary and practical combination units

- Different combinations of unit provides the solution for each separate situation
- Bespoke manufacture enables you to provide the solution to your project situation and give expression to your flair

**WP 545**  
Dolphin  
Prestige  
Combination  
Unit  
*Satin Stainless  
Steel*



**WP 506** Dolphin Prestige  
Combination Unit  
*Satin Stainless Steel*



**BC 28 SCA**  
Dolphin Velocity  
Recessed  
Combination Unit  
*Satin Stainless Steel*





## Prestigious office refurbish- ment Central London

To complement the clean, crisp and contemporary style of this washroom the architect of this prestigious office refurbishment chose matching pairs of soap dispenser and Infrared taps,



### Features:

- DB 100 Infrared Tap
- WP 195 Soap Dispenser
- WP 178 Waste Bin
- AC 252 Toilet Roll Holder
- BC 9419 Toilet Roll Holder
- BC 980 Sanitary Bin





## Westfield Shopping Centre London

These washrooms were designed to incorporate solutions, that were durable, functional, facilitating quick easy cleaning and which look prestigious. These features were an important part of this development, which lead to the Gold standard Olympic Games in 2012.



### Features:

WP 530R Dolphin Prestige Combination Unit  
 BC 5262 Dolphin Handryer  
 DB 425S Dolphin Sensor Taps



# Under Counter Bins



Is your floor space limited?

### Where style and functionality come together

- Dolphin ranges are constructed and designed solidly for heavy traffic and carry guarantees
- Your customers' first and last impressions of your organisation could be the washroom.

**WP 511** Dolphin Prestige  
Combination Unit  
*Satin Stainless Steel*



**BC 915** Dolphin Bin Ring  
*Satin Stainless Steel*



**WP 145** Dolphin Prestige  
Bin Frame  
*Satin Stainless Steel*



**WP 5504** Dolphin Prestige  
Bespoke Bin Flap  
*Satin Stainless Steel*



# Baby Change



Does your choice show your customers how much you care?

### Stylish or Practical design baby change units for all applications

- Practical, design that fits in with practically all decors
- Recessed or surface mounted for all situations
- Bacterial resistant material ensuring full hygiene



**BC 100-BQS** Dolphin Child Safety Seat  
*Moulded Polyethelene*



**BC 100-SSC** Dolphin Stainless Steel Clad Nappy Changing Unit  
*Satin Stainless Steel*



**BC 100EH** Dolphin Horizontal Nappy Changing Unit  
*Moulded Polyethelene*

# Doc M



Does the washroom meet the required regulations?

## Ensure the washroom is accessible to all visitors and complies with Part M of Building Regulations

- Robust construction and a high quality finish
- Create an inclusive and accessible washroom for all visitors

**BC 5083 Dolphin Stainless Steel Doc M Packs**  
*Satin Stainless Steel*



**BC 5093 Dolphin White Metal Doc M Packs**  
*White Metal*



# Showers and Flush Valves



Do you want to save water while still having that stylish look?



# Dolphin Showers and Flush Valve

## Showers and Flush Valves

### Stylish, functional, water saving shower options

- Piezo button for water-saving function
- Hygiene flush to prevent Legionella Disease if not being used for a period of time
- Stylish design to suit any environment

**DB 620** Dolphin Blue  
Infrared Urinal Flush  
Valve Kit  
*Satin Stainless Steel*



**DB 1775** Dolphin Shower  
Panel with Hand Shower  
*Satin Stainless Steel*




**DB 1100T** Dolphin Blue  
Semi Recessed Piezo  
Touch Shower Control  
*Polished Stainless Steel*



**DB 1200T**  
Dolphin Shower  
Valve  
*Satin Stainless Steel*



# Surface Mounted Dispensers



Is your washroom user friendly?



# Dolphin Surface Mounted

## Soap Dispensers

### Cleanliness and Hygiene – your customer’s first and last impression of your organisation could be your washrooms.

- Quality of materials and manufacture are immediately evident to the user and unconsciously influence the perception of your company
- Offering liberty needed to choose your style and ensure that the washroom is aesthetically designed



**WP 191-1** Dolphin Prestige Counter Mounted Soap Dispenser  
*Polished Stainless Steel*



**BC 194** Dolphin Panel Mounted Soap Dispenser  
*Satin or Polished Chrome Plated Brass*

**BC 613** Dolphin Soap Dispenser  
*Satin or Polished Stainless Steel*



**BC 630** Dolphin Counter Mounted Soap Dispenser (matching the DB 100 tap range)  
*Satin Chrome Plated Brass*



DB 630



DB 100C

# Dolphin Surface Mounted

## Toilet Roll and Paper Towel Dispensers

**BC 925** Dolphin Mini Jumbo Dispenser  
*Satin or Polished Stainless Steel*



**BC 360** Dolphin Soap Dispenser  
*Satin or Polished Stainless Steel*



**BC 928** Dolphin Paper Towel Dispenser  
*Satin Stainless Steel*



**BC 325W** Dolphin Excel Plastic Mini Jumbo Dispenser  
*White plastic*



**BC 325W** Dolphin Excel Soap Dispenser  
*White plastic*



**BC 528W** Dolphin Excel C-Fold Dispenser  
*White plastic*

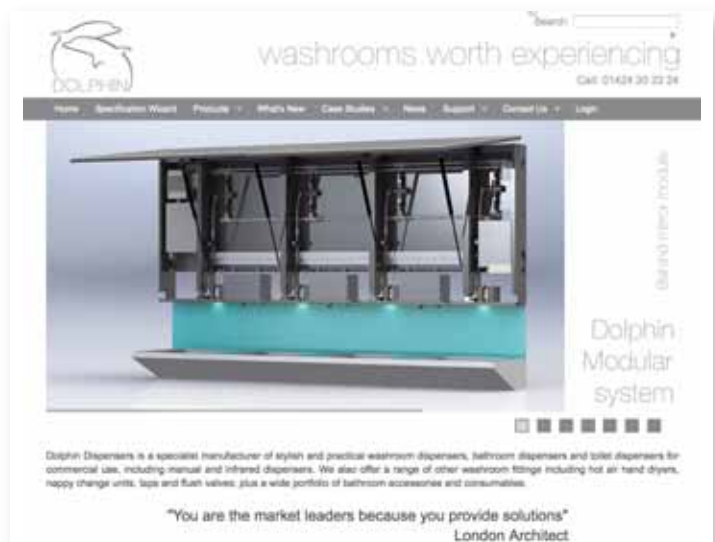




**“You are the market leaders because you provide solutions” London architect**



Catch up on our most recent products: visit our website, which is updated daily





washrooms worth experiencing

Bell-Chem Products Company  
Haywood Way, Hastings, TN35 4PL

Tel: 01424 202224  
Fax: 01424 205200  
[www: dolphindispensers.co.uk](http://www.dolphindispensers.co.uk)  
[info@dolphindispensers.co.uk](mailto:info@dolphindispensers.co.uk)



---

#### Disclaimer

Dolphin gives notice that no part of this brochure may be reproduced. While every care is taken we cannot accept responsibility for any errors or omissions arising from these specifications. We reserve the right to change specifications without prior notice. All colour representation shown in this brochure are as printing limitations allow.

Note: In-situ photographs do not always represent the product description on the page