

BINOPTIC MIX

Ref. 378MCH

Electronic mixer with mains supply







DESCRIPTION

BINOPTIC MIX - Ref. 378MCH

Deck-mounted electronic basin mixer :
 Independent IP65 electronic control unit.
 230/12V mains supply with transformer.
 Flow rate pre-set at 3 lpm at 3 bar, can be adjusted from 1.5 to 6 lpm.
 Scale-resistant flow straightener.
 Adjustable duty flush (pre-set flush ~60 sec. every 24hr after last use).
 Active, infrared presence detection, sensor at the end of the spout optimises detection.
 Chrome-plated brass body.
 PEX flexibles with filters and solenoid valves M3/8".
 Fixing reinforced by 2 stainless steel rods.
 Anti-blocking safety.
 Spout with smooth interior and low volume of water (reduces niches where bacteria can develop).
 Side temperature control with adjustable maximum temperature limiter.
 10-year warranty.

ADVANTAGES

-  Independent IP65 electronic control unit
-  Water savings up to 90%
-  Total hygiene: no manual contact
-  Anti-bacterial proliferation duty flush

TECHNICAL FEATURES

BINOPTIC MIX - Ref. 378MCH

Connector	M3/8"
Technology	Electronic
Drop height	110mm
Spout length	135mm
Flow rate	3 lpm
Standards and certifications	   
Warranty	

