

DAVID EDWARD

50 Legislator by Jonathan Ginat

Executive chair with posture back mechanism and pneumatic height adjustment.

Base Options—Please specify:

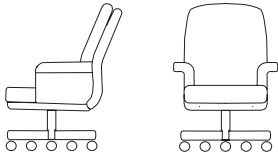
C Base 5 prong shaped Cherry with profile line.

N Base 5 prong fiberglass reinforced Nylon with integral caster, dark charcoal.

W Base 5 prong Maple wood over die cast aluminum understructure, twin wheel hooded barrel casters (Cherry available at same price — specify as W-CR base).

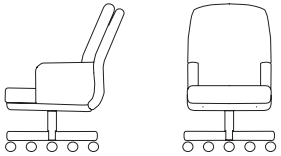
Available on glides at same price; specify by adding suffix G.

50163 Flare arm, high back, semi-attached seat and back
 • **Quick Ship 50163** W27.5", D28", H37.5"– 41.5", AH22.75"– 26.75", SH17.5"– 21.5", SD18.75"



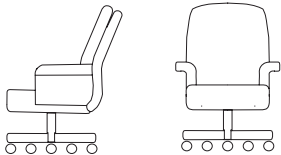
		FABRIC YDS.	COM	1,000	2,000	3,000	4,000	5,000	6,000	7,000	8,000	9,000	10,000	11,000	Wt.
50163	Chair	4.5	2492	2662	2732	2802	2892	2972	3072	3152	3282	3412	4112	4651	69

50263 Straight arm, high back, semi-attached seat and back W23", D28", H37.5"– 41.5", AH22.75"– 26.75", SH17.5"– 21.5", SD18.75"



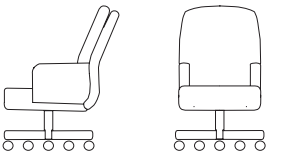
		FABRIC YDS.	COM	1,000	2,000	3,000	4,000	5,000	6,000	7,000	8,000	9,000	10,000	11,000	Wt.
50263	Chair	4.25	2432	2593	2659	2725	2810	2885	2980	3055	3178	3301	3962	4471	69

50113 Flare arm, high back, tight seat and back W27.5", D28", H37.5"– 41.5", AH22.75"– 26.75", SH17.5"– 21.5", SD18.75"



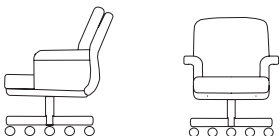
		FABRIC YDS.	COM	1,000	2,000	3,000	4,000	5,000	6,000	7,000	8,000	9,000	10,000	11,000	Wt.
50113	Chair	3.25	2010	2133	2183	2234	2299	2357	2429	2487	2581	2674	3180	3570	71

50293 Straight arm, high back, tight seat and back W23", D28", H37.5"– 41.5", AH22.75"– 26.75", SH17.5"– 21.5", SD18.75"



		FABRIC YDS.	COM	1,000	2,000	3,000	4,000	5,000	6,000	7,000	8,000	9,000	10,000	11,000	Wt.
50293	Chair	3.25	1960	2083	2133	2184	2249	2307	2379	2437	2531	2624	3130	3520	67

50143 Flare arm, low back, semi-attached seat and back W27.5", D28", H35"– 37.5", AH22.75"– 26.75", SH17.5"– 21.5", SD18.75"



		FABRIC YDS.	COM	1,000	2,000	3,000	4,000	5,000	6,000	7,000	8,000	9,000	10,000	11,000	Wt.
50143	Chair	4.25	2432	2593	2659	2725	2810	2885	2980	3055	3178	3301	3962	4471	66

DAVID EDWARD

50 Legislator by Jonathan Ginat

Executive chair with posture back mechanism and pneumatic height adjustment.

Base Options—Please specify:

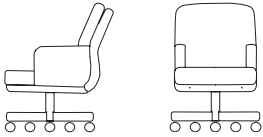
C Base 5 prong shaped Cherry with profile line.

N Base 5 prong fiberglass reinforced Nylon with integral caster, dark charcoal.

W Base 5 prong Maple wood over die cast aluminum understructure, twin wheel hooded barrel casters (Cherry available at same price — specify as W-CR base).

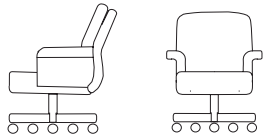
Available on glides at same price; specify by adding suffix G.

50273 Straight arm, low back, semi-attached seat and back W23", D28", H35"– 37.5", AH22.75"– 26.75", SH17.5"– 21.5", SD18.75"




		FABRIC YDS.	COM	1,000	2,000	3,000	4,000	5,000	6,000	7,000	8,000	9,000	10,000	11,000	Wt.
50273	Chair	4.25	2381	2542	2608	2674	2759	2834	2929	3004	3127	3250	3911	4420	66

50153 Flare arm, low back, tight seat and back W27.5", D28", H35"– 37.5", AH22.75"– 26.75", SH17.5"– 21.5", SD18.75"



		FABRIC YDS.	COM	1,000	2,000	3,000	4,000	5,000	6,000	7,000	8,000	9,000	10,000	11,000	Wt.
50153	Chair	3.25	1912	2035	2085	2136	2201	2259	2331	2389	2483	2576	3082	3472	66

50253 Straight arm, low back, tight seat and back W23", D28", H35"– 37.5", AH22.75"– 26.75", SH17.5"– 21.5", SD18.75"



		FABRIC YDS.	COM	1,000	2,000	3,000	4,000	5,000	6,000	7,000	8,000	9,000	10,000	11,000	Wt.
50253	Chair	3.25	1800	1923	1973	2024	2089	2147	2219	2277	2371	2464	2970	3360	66