

# DACATIE MULTISOCK STD DPC

Uniclass L3272:P7114	EPIC F642:X725
C/SFB (31.9)	Hn6

APR 2017

## Features

- » Economical
- » Easy to install as brickwork is constructed
- » Provides vertical and horizontal application
- » Non-combustible
- » Chemically inert
- » Does not rot or degrade
- » Will not grow fungi, mould or bacteria
- » Will not support vermin

## Standards

- » ISO 9001 .....Yes
- » BBA Certificate.....No
- » Part L Compliance 2010.....Yes
- » Robust Detail BR262 .....No

### CORE MINERAL WOOL:

- » Manufactured in accordance with BS EN 13163 .....Yes

## Sustainability

- » ISO 14001 .....Yes
- » GWP .....0
- » ODP .....Zero
- » Green Guide .....A+



## Product Description

A DACATIE MULTISOCK consists of a 1200 mm length of semi rigid ECOSE™ mineral wool slab this is fully encapsulated in a recycled polythene printed sleeve with current regulations and fire certification to aid visual site identification and guarantees authenticity. Suitable for all applications as brick/block or timber and steel frame.

## Product Function

THE DACATIE MULTISOCK is designed to prevent fire penetration, aid the reduction of sound transmission and help maintain the thermal integrity of the insulation requirements under Approved Document L1A FOR England and Wales October 2010 through wall cavity in both masonry / block and brick / timber frame and steel cavity wall structures. The product is used around all apertures as well as at party wall junctions and floor levels in all cavities.

## Environment

Manufactured using new green ECOSE™ Rock Mineral wool slab from Knauf Insulations helping reduce the carbon footprint.

This is the first organic binder Insulation product available in the UK. Rock slabs are free from CFCs, HCFCs and contain no other material elements with ozone depletion potential, thus they represent no known threat to the environment. Exceeding Bream requirements and giving a classification of zero ODP and zero GWP. It is encapsulated in recycled plastic. The product is intended to be used to help on eco projects where a low environmental impact is a key design consideration.



# DACATIE MULTISOCK STD DPC

## Specification

- » Fire Rated ..... Yes
- » Check Reveal Available ..... Yes
- » 1st Fix ..... Yes
- » 2nd Fix ..... Yes
- » Min Cavity Width (mm) ..... Any
- » Max Cavity Width (mm) ..... Any
- » Lengths ..... 1.2m
- » Thermal Conductivity (K Value  
 $\lambda$  90/ 90) = 0.037 w/mk
- » Thermal Resistance (R Value)  
= n/a

## Insulation

- » ECOSE™ Rock Mineral wool slab sleeved in recycled plastic

## Test Results (Fire Properties)

- » Base rock materials:  
BS476: Part 4 1970 (1984)
- » Fire Integrity: Up to 1 hour on brick/ block & 1 hour on a timber frame
- » Excess of the 30 min cavity fire barrier defined in Table A6 of Appendix A- Approved Document B, Building Regulations 1991
- » Tested horizontally & vertically

## Technical Data

The mineral wool used to produce the core of a DACATIE MULTISOCK Cavity Stop Sock is non-combustible to BS476: part 4: (1984). The correct use of a Cavity Stop Sock will provide in excess of the 30 minute cavity fire barrier as defined in Table A6 of Appendix A to Approved Document B of the Building Regulations 1991.

DACATIE MULTISOCK has a rating up to 1 hour on brick/block and 1 hour on a timber frame (timber frame fails after 60 minutes). Our product testing has been carried out both vertically and horizontally

## Compliance

Approved Document B of the Building Regulations 1991 (2000 edition), section 10 Table 12 "Provision of Cavity Barriers" gives a complete list of cavity type and building purpose groups for which a cavity barrier should be installed. Table 14 of the same document gives maximum dimensions of cavities in specified building groups. These tables should be referred to in full by the designer when considering the provision of cavity barriers. DACATIE MULTISOCK Cavity Stop Socks comply with the robust details accepted to prove a solution. DACATIE MULTISOCK acoustically meets Approved Document E (2003 edition) of the Building Regulations relating to sound transmission.

DACATIE MULTISOCK will comply with the new Approved document L1A for England & Wales dated October 2010.

Due to the use of the ECOSE™ slab core and the recycled plastic the product is classified as ZERO ODP and ZERO GWP.



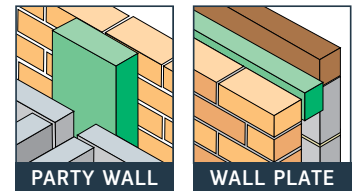
# DACATIE MULTISOCK STD DPC

## Order Codes

To Suit Cavity Size (mm)	Standard Cavity Sock		
	Dacatie code	Pack Size	Sock Colour
40 - 50	MDK50-STD	40	RED
51 - 65	MDK65-STD	30	BLUE
66 - 75	MDK75-STD	25	PINK
76 - 90	MDK90-STD	20	PURP
91 - 100	MDK100-STD	20	GREEN
101 - 120	MDK120-STD	15	WHITE
121 - 130	MDK130-STD	15	BROW
131 - 140	MDK140-STD	15	RED
141 - 150	MDK150-STD	12	YELL
151 - 165	MDK165-STD	12	GREY
166 - 185	MDK185-STD	6	PURP
186 - 205	MDK205-STD	4	GREEN
206 - 225	MDK225-STD	4	PINK
226 - 250	MDK250-STD	4	BLUE
251 - 265	MDK265-STD	4	
266 - 285	MDK285-STD	4	
286 - 295	MDK295-STD	4	
296 - 315	MDK315-STD	4	
316 - 335	MDK335-STD	4	
336 - 350	MDK350-STD	4	

## Installation/ Application Detail

Easily installed horizontally or vertically into the external cavity during building (see right). All DACATIE MULTISOCKS are 1.2 m long and supplied winged.



### BRICK/BLOCK OUTER SKIN TO TIMBER FRAME INNER SKIN

DACATIE MULTISOCKS are initially fixed to the timber frame by their polythene flanges to hold them in place until the brickwork is complete. They are held under a minimum compression of the DACATIE MULTISOCK in the cavity.

During vertical installation, both flanges are fixed to the inner timber sheathing you must use non-corrosive large head nails or staples at 150/200 mm opposite centre's. During horizontal installation the upper flange only is stapled or nailed to the inner timber sheathing. The breather membrane should be cut to overlap the upper flange of the Timber Cavity Barrier.

Attention must be paid to the joints to ensure that these are very tightly butted to meet the fire and acoustic requirements. Cavity barriers may fail at the joints if a gap is left. Horizontal barriers should always be tightly pulled to meet the fire requirement. At window and doors jambs the horizontal barrier should overlap the vertical barrier and be closely butted.

### BRICK/BLOCK OUTER SKIN TO BRICK/BLOCK INNER SKIN OR STEEL FRAME

DACATIE MULTISOCKS are held in place under a minimum compression of the sock in the cavity in which they are to be installed and therefore are friction fitted during the brickwork process, being semi rigid they remain in place without collapsing whilst fitting. Special attention must be paid to the joints to ensure that these are very closely butted. Cavity barriers may fail at the joints if a gap is left. At window and door jambs the horizontal barrier should overlap the vertical barrier and be closely butted.

## Health & Safety

Dacatie has an approved Health and Safety Policy and is committed to working and supplying products safely. A Dacatie COSHH data sheet is available and can be downloaded from the Dacatie website [www.dacatie.co.uk](http://www.dacatie.co.uk).

## Environment

Dacatie's closer insulation has no CFC's, HCFC's in the manufacturing process and represents no known threat to the environment. Dacatie's closer insulation has a low impact on the environment and is classified as zero ODP and zero GWP.

## Storage & Packaging

Dacatie's closers are supplied in polythene sleeves that are designed for transporting and protecting the products. It is not recommended that the packs are stored in direct sunlight. When storing the Cavity Closers for longer periods of time it is recommended the product should be stored indoors, or under cover.

## GWP levels less than 5, ODP Zero and Green Guide A+

Dacatie Insulated Cavity Closers offer different insulation materials with the option of GWP levels of <5, ODP levels of zero and Green Guide ratings of A+


## BREEAM (and Code for Sustainable Homes)

BRE has advised that Insulated Cavity Closers as a product do not gain Green Guide credits, since they do not enhance BREEAM scheme categories.

# BREEAM®

## Building Regulations compliance

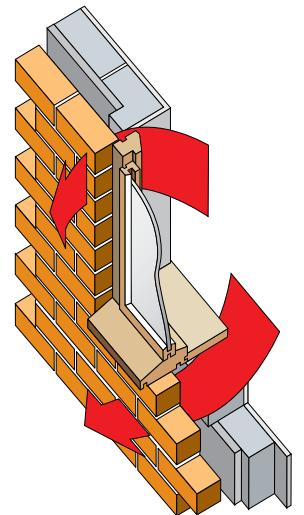
Building Regulation (Part L) compliance is important. The path of minimum thermal resistance through the closer must be at least 0.45 m<sup>2</sup>K/W, which Dacatie closers achieve when the window is installed with a minimum set back of 30 mm.



## Cold Bridging

The problems of cold bridging are recognised in the Part L Building Regulation 2010 and Scottish Building Regulations 2004. Dacatie Insulated Cavity Closers are used to overcome thermal loss that occurs around unprotected cavities and reveals. Thermal loss can result in problems of condensation, staining and mould growth at the reveals of these openings.

Prolonged exposure to such factors will lead to a deterioration of the internal plaster and paint work. The use of Dacatie Cavity Closers will help to prevent the occurrence of such factors.



## Specification Statement

The insulated cavity closer around window and door openings is to be a Dacatie product, supplied by Quantum Profile Systems Ltd, Salmon Fields, Royton, Oldham, OL2 6JG and installed in accordance with the manufacturer's recommendations.