

FAST TRACK RANGE

Aluminium Fittings

Durability



LOW → HIGH




Moisture Resistance



LOW → HIGH



Please Note that the finishes shown to the right are the only colours available in the Fast Track Range



The Fast Track Range is ideal for last minute jobs where made to measure Cubicles are required with an 'off the shelf' lead time. This range has a standard lead time of only 5 working days from order to delivery. A choice of only 7 colours allows us to keep all of the required material in stock. As well as being quick to produce the Fast Track Range is also excellent value for money and is our cheapest range of Cubicles.

Suitable for	Offices, Restaurants
Board	19mm Melamine Faced Chipboard
Edging	2mm ABS for extra durability
Fittings	Satin Anodised Aluminium
Usage	For use in dry, low use areas



Satin Anodised Aluminium Fittings

FAST TRACK


Standard Sizes

Tel: 0845 180 0656

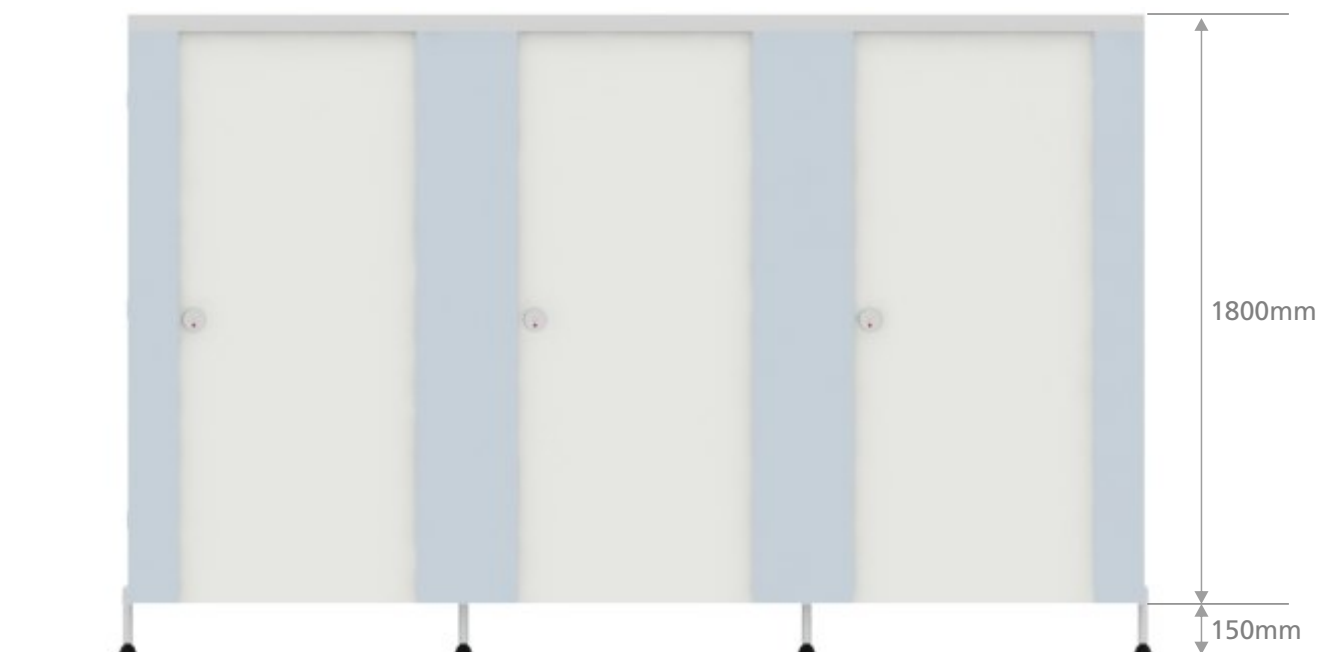
Fax: 0161 790 9625

Email: sales@cubiclesanddoors.co.uk

www.cubiclesanddoors.co.uk



Plan



Front

Cubicles

End Pilasters: 1800mm high x 100mm wide. Mid Pilasters: 1800mm high x 200mm wide

Partitions: 1800mm high x 1500mm wide. Doors: 1800mm high x 650mm wide

Standard sizes shown are based on a cubicle size of 800mm wide x 1500mm deep x 1800mm high.