

# FIREMASTER®

ACTIVE FIRE CURTAIN  
BARRIER ASSEMBLIES

[WWW.COOPERSFIRE.COM](http://WWW.COOPERSFIRE.COM)



**coopers**

EST. 1983

LEADING THE WAY IN FIRE PROTECTION

## DESIGN SOLUTIONS THAT WORK FOR YOU

Active Fire Curtain Barrier Assemblies comprise technologically advanced fire-resistant fabric barriers encased in a compact steel housing. Barriers remain invisibly retracted until activated by an alarm or detector signal, at which time they descend safely to their fire operational position.

To be compliant, Fire Barriers must be protected from a short circuit and or total power failure, this is achieved with our patented Total Gravity Fail-Safe (TGFS) system.

Fire barriers will stop and control the spread of fire in a building. If means of escape protection is required use FireMaster® Plus<sup>2</sup>. With the use of smoke seals in the side guides, smoke control can also be offered with the FireMaster and FireMaster Plus<sup>2</sup> fire curtain.



### PRODUCT ADVANTAGES

- Fully compliant to BS 8524-1:2013 for Single and Overlapping fire curtains
- Safe rates of descent in accordance with BS 8524-1:2013 if there is a system corruption or wiring short or open circuit
- Total Gravity Fail-Safe (TGFS) operation ensures safe rates of descent even following total power loss in accordance with BS 8524-1:2013
- Single roller assembly curtains for spans up to 5m as standard. For single roller assemblies up to 17m wide, use our FireMaster® Wide Single Roller (WSR)



**SHOP FRONTS**  
- No need for expensive and noticeable fire-rated glass



**ATRIA**  
- Curtains allow multi-floor concourse openings for large atria



**ESCALATORS & STAIRWELLS**  
- No need for fire-rated walls

**COMPARTMENTATION**  
- Virtual Fire Walls with unlimited width for maximum visibility to create open space

**BOUNDARY PROTECTION**  
- Eliminate vertical and horizontal fire spread to other buildings

**MEANS OF ESCAPE**  
- If means of escape are required use FireMaster® Plus<sup>2</sup>



Single Roller Assembly



Overlapping Roller Assembly

- FireMaster Side Guides can incorporate smoke seals to help control smoke in accordance with BS EN 1634-3:2004 (see side channels section for drawings)
- All barriers allow egress for occupants and access for emergency services
- Unique overlapping design with continuous, conjoined bottom bar for unlimited widths with drops of up to 8m

## CASE STUDY: FORTNUM & MASON

LONDON UK

As part of its tercentenary celebrations, Fortnum & Mason undertook a £24 million refurbishment that involved the removal of inhibiting walls and doors to open up the stores retail space.

To remain compliant with fire regulations, it was necessary to ensure that the building could continue to contain a fire, but meeting fire regulations whilst realising the open plan design would call for non-evasive fire protection.

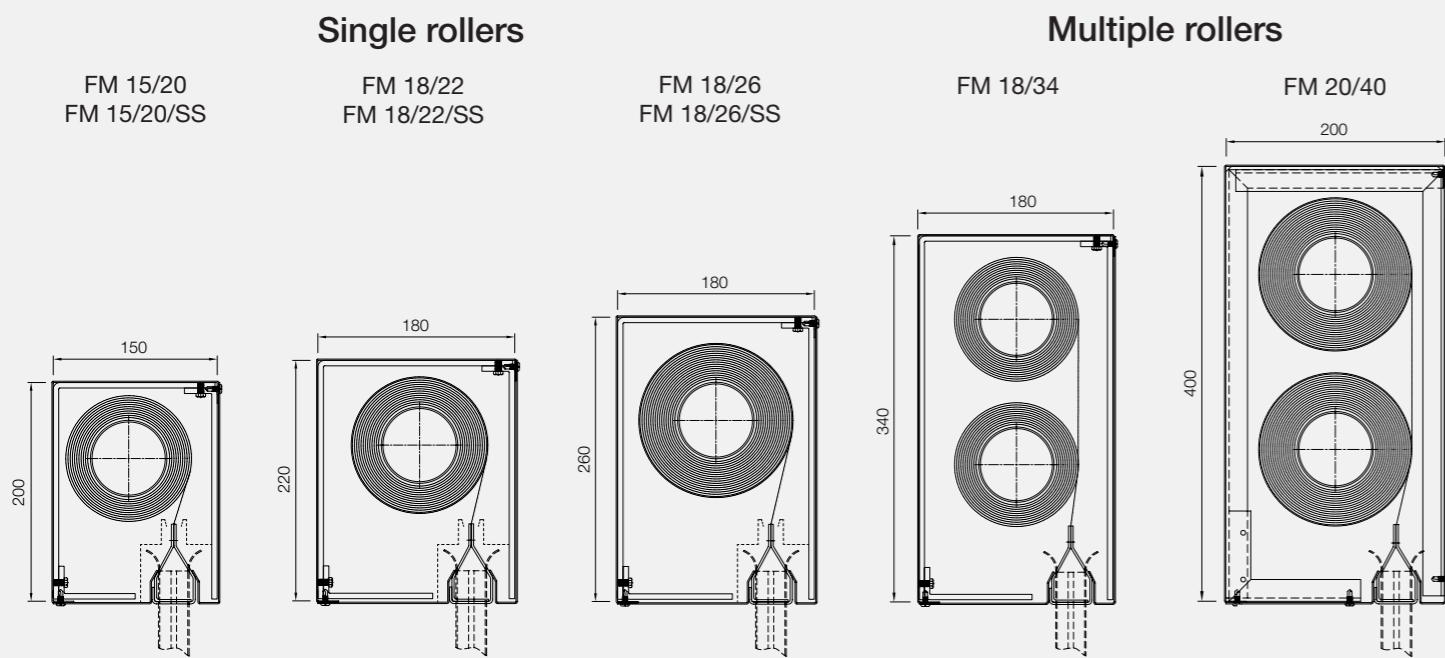
Coopers solution was to install 16 FireMaster® active fire curtain barriers at the entrance of each trading floor that would remain hidden within the ceiling until required.

On activation, all 16 fire curtains deploy to contain the spread of fire for up to 2 hours. By installing Coopers Fire curtains, Fortnum & Mason were able to safely remove the stores non-loadbearing walls and fire doors and ensure that the new, open plan atrium complied with fire regulations

### BENEFITS

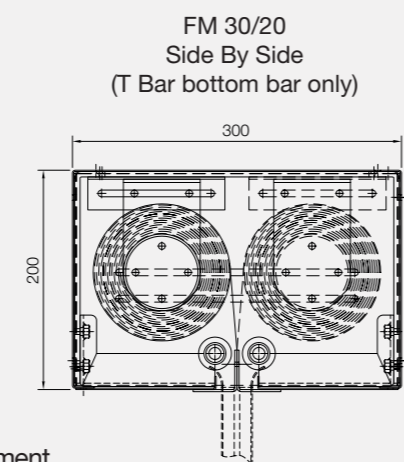
- 16 FireMaster® fire curtains installed to contain a fire for up to 2 hours.
- Patented SLAT™ ceiling system ensures a sympathetic alignment
- Ensured open plan atrium met fire regulations
- Improved customer migration
- Fire Curtains branded with corporate logos

## STANDARD AND SMOKE SEAL (SS) HEADBOX SIZES




Model No.	Maximum Barrier Width up to	Maximum Barrier Drop up to
FM 15/20	5 metres	4 metres (3.5m with Smoke Seals)
FM 18/22	5 metres	6 metres (4.5m with Smoke Seals)
FM 18/26	5 metres	8 metres (6m with Smoke Seals)
FM 18/34	Unlimited	4 metres (N/A with Smoke Seals)
FM 20/40	Unlimited	8 metres (N/A with Smoke Seals)
FM 30/20 SBS	Unlimited	6 metres (N/A with Smoke Seals)

Coopers has a design solution for any size requirement. The chart above shows our standard range of sizes. For queries about special size requirements, please contact our technical department.



## HOW THE HEADBOXES ARE INSTALLED




There are many fixing options to suit all types of ceiling configurations. Barriers can be integrated with both solid and suspended ceilings, enabling total project design flexibility.

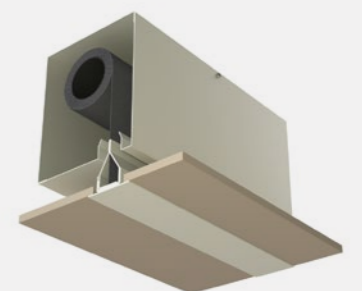
## HOW ARE THE BARRIERS CONCEALED?

FireMaster® systems provide a range of ceiling interfaces and can even invisibly conceal the barriers in the ceiling whilst still allowing access for service and maintenance. All our systems remain totally concealed when non-operational.

For illustrative purposes only

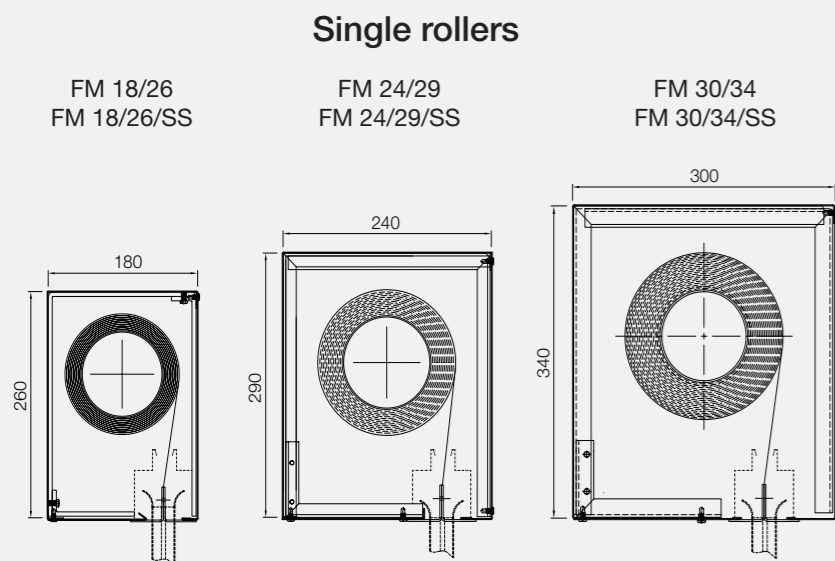


Suspended ceiling with SLAT™ (Self Levelling Access Trim) for ease of maintenance through ceiling - no need for destructive access



Removable, reinforced suspended ceiling with stall plate

## STANDARD AND SMOKE SEAL HEADBOX SIZES WITH OVERSIZED BARREL




Model No.	Max Barrier Width up to	Max Barrier Drop up to
FM 18/26 FM 18/26/SS	6.5 metres	3 metres
FM 24/29 FM 24/29/SS	6.5 metres	5 metres
FM 30/34 FM 30/34/SS	6.5 metres	6 metres

The chart above shows our headbox sizes with oversized barrel. This achieves a greater single curtain width. All of these headboxes are available with smoke seals.

For queries about special size requirements, please contact our technical department.

The engineered design of the curved glazed facade required a bespoke fire barrier to provide boundary protection.

The FireMaster® fire curtains installed in this example illustrate how the headboxes and side channels are invisibly concealed and the entire system installed cannot be seen until deployed.



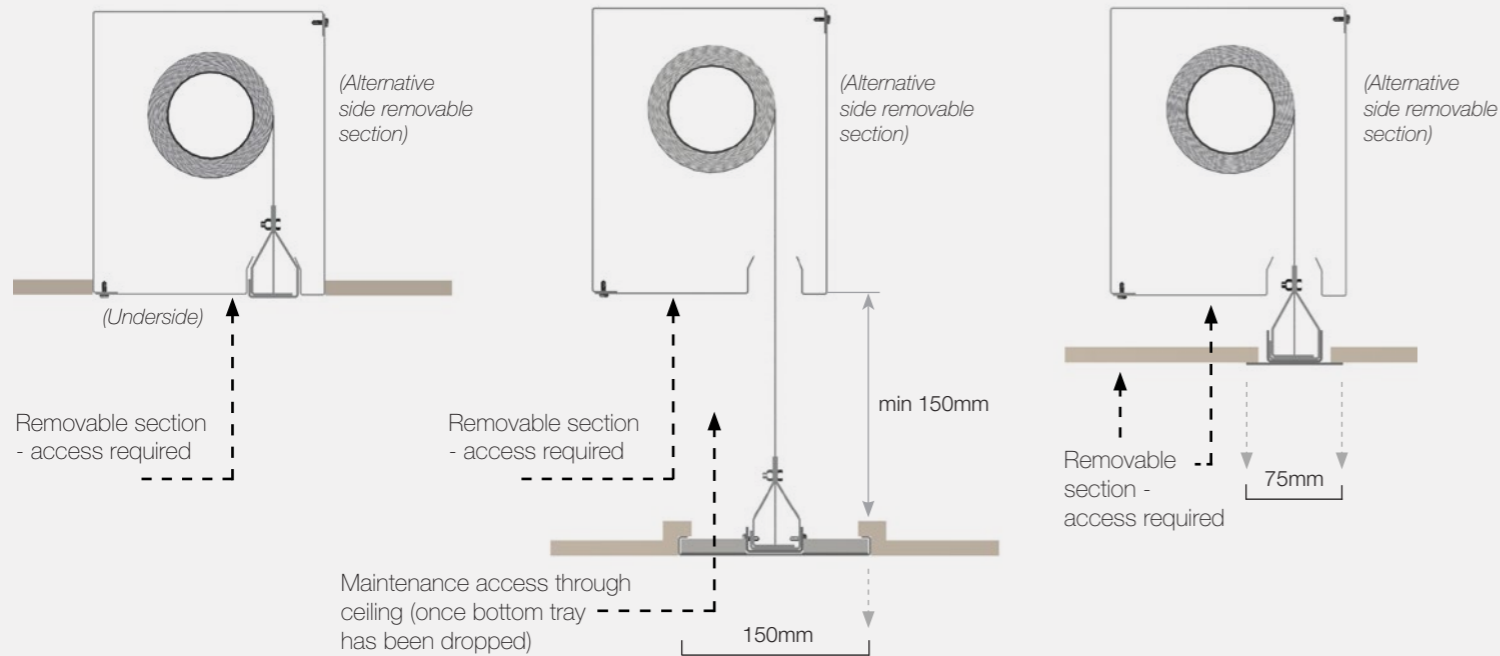
## HOW IS THE BARRIER ACCESSED?

(Remember, regular service and maintenance is a legal mandatory requirement)

Flush fit


Suspended ceiling with SLAT™ (Self Levelling Access Trim) for ease of maintenance through ceiling - no need for destructive access

Removable, reinforced suspended ceiling with stall plate

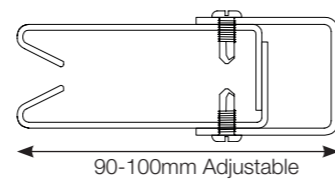


## SIDE GUIDES

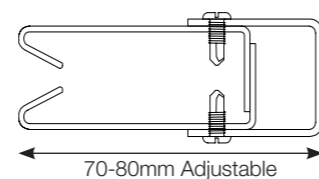
Side channels seal the curtain fabric and the building. Fire can cause extreme positive or negative pressures. Side guide channels are made from galvanised steel (available in standard RAL colours) that can be either surface mounted or recessed into the wall structure to give a flush finish. Coopers' unique fabric locking system has been developed and proven over many years. FireMaster Side Guides can incorporate smoke seals to help control smoke and is compliant with BS 8524-1:2013 and to the requirements of BS EN 1634-3:2004.



STANDARD SIDE GUIDE  
Available with or without smoke seal for smoke control



OPTIONAL FOR CURTAINS WITH LESS THAN 4M DROP  
Smoke seal not available

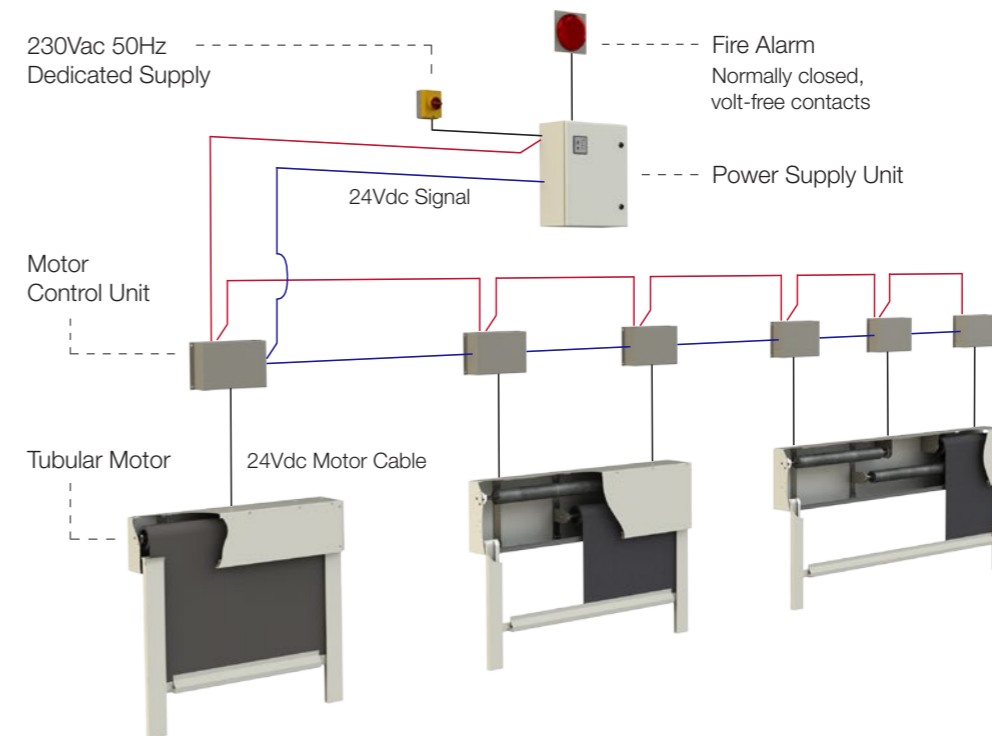


## CONTROL OPTIONS

The Variospeed®6 BBU-CAM system is used for Smoke/Fire Curtain(s) fitted with 24Vdc permanent magnet electrical motors fitted with an internal 24Vdc electromagnetic brake, as standard. When the Smoke/Fire curtain(s) are fully retracted, the internal electromagnetic brake is powered, keeping the Smoke/Fire curtain(s) in their retracted position. Power to the motor is completely isolated, prolonging the life of the motor and maintaining manufacturers supply warranty.

The motors include built in short circuit and open circuit protection, meaning the curtains will deploy under total controlled gravity failsafe at a descent rate compliant with standards BS EN 12101 and BS 8524 even if the motor wires are severed, i.e. shorted together or disconnected from the Motor Control Card (MCC). In the event of an alarm activation the electromagnetic brake will de-energise and the Smoke / Fire curtain(s) will immediately deploy to their Fire Operational Position (FOP) under Gravity Failsafe.

### Battery Back Up Controls at Motor (BBU Cam Option)



### CONTROLS SPECIFICATION

**POWER SUPPLY**  
230V AC 50Hz dedicated supply via all pole isolator

**BATTERIES**  
2 x 12V 12A/h lead acid batteries

**ALARM SIGNAL**  
Normally closed volt-free contacts. Open on activation

**TEST FACILITY**  
Zone Control Panel (ZCP) located on front of Power Supply Unit (PSU)

**DISPLAY**  
Power ON, Alarm ACTIVE and Alarm OFF status LED's on ZCP

### PRODUCT SPECIFICATION

Under BS 8524-1:2013 the Single panel curtain achieves 180mins (3 hrs) and Overlapping panel achieves 120mins (2 hrs). FireMaster is classified as E180 EW60 for a Single panel curtain and E120 EW30 for an Overlapping panel curtain in accordance with BS EN 13501 2:2007+A1:2009.

The complete system is assessed for 240 minutes (4 hrs) in accordance with BS 476-22.8:1987 and 120 minutes (2hrs) fire resistance to BS EN 1634-1:2008 and is classified as E120 EW30 in accordance with BS EN 13501 2:2007+A1:2009. FireMaster also meets the requirement of PAS 121:2007 (where applicable).

The fabrics are additionally tested for fire propagation to BS 476 6:1989+A1:2009 and surface spread of flame to BS 476-7:1997 to achieve National Class '0' in accordance with A13(b) of Approved Document B (Volumes 1

& 2) 2006 Edition 'Fire Safety' to England & Wales Building Regulations 2000.

Our fabrics are high performance fire barrier textiles, woven from a stainless steel wire plied continuous filament glass fibre thread, further protected by a metallic oxide enhanced flame retardant polymer coating. This provides a very high level of resistance to severe conditions, such as temperatures above 1000°C and the related generation of immense heat energy and pressure associated with a fire scenario.

### DON'T BE LIABLE

Fire Curtain Barriers MUST have a 'Total' Fail-Safe by Gravity in the event of total mains, wiring, short circuit and/or system corruption.

Coopers Fire, with their unique patented Total Gravity Fail-Safe (TGFS) system, are the only supplier with Independent Third Party Certification by a UKAS approved certification body to BS 8524-1:2013 and PAS 121:2007.

QUALITY ASSURANCE AND CERTIFICATION



MEMBERSHIP



CPD ACCREDITATIONS



For information, to get a quote  
or to book a CPD workshop

Please call:

**+44 (0)2392 454 405**

or E-mail: [info@coopersfire.com](mailto:info@coopersfire.com)

[WWW.COOPERSFIRE.COM](http://WWW.COOPERSFIRE.COM)

Coopers Fire Ltd,  
Edward House, Penner Road,  
Havant, Hampshire, PO9 1QZ  
United Kingdom

Phone: +44 (0)2392 454 405

Fax: +44 (0)2392 492 732

Email: [info@coopersfire.com](mailto:info@coopersfire.com)

Web: [www.coopersfire.com](http://www.coopersfire.com)

Coopers Fire Ltd has a policy of  
continuous product improvement.

As such we reserve the right to  
change design and specifications  
without prior notice.

Please check our website for the  
latest information.

© Coopers Fire Ltd. All content and products are copyright  
of Coopers Fire Ltd. Registered in England Number: 2010274.  
Multiple patents granted and pending.



Series 2 v05 Feb 2016



**coopers**

EST. 1983

LEADING THE WAY IN FIRE PROTECTION