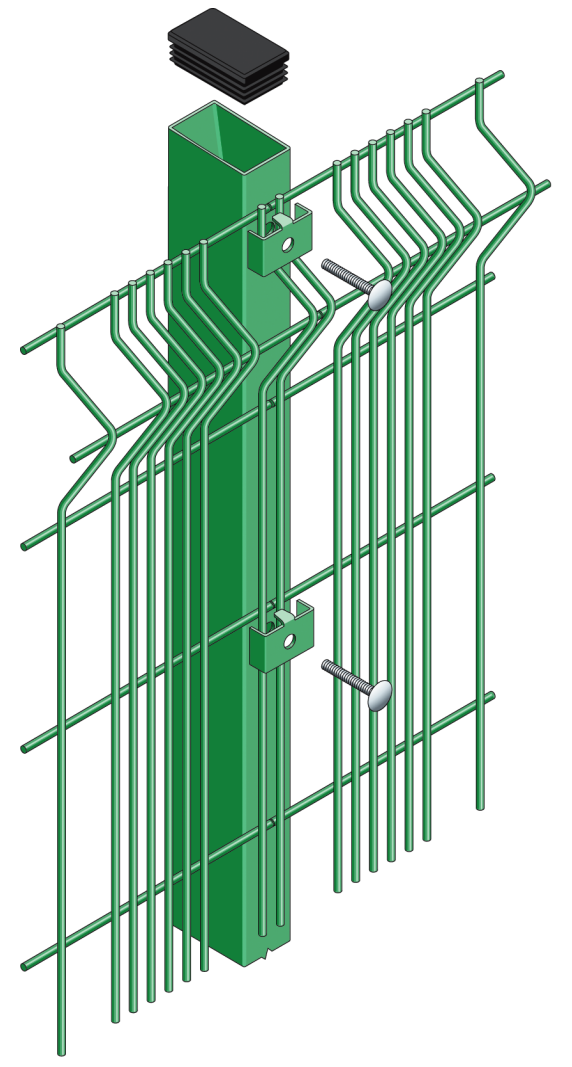
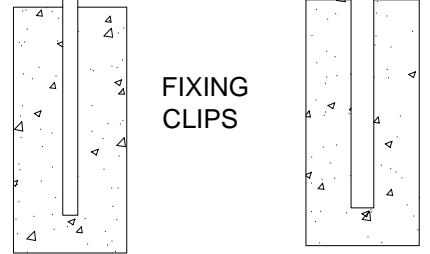
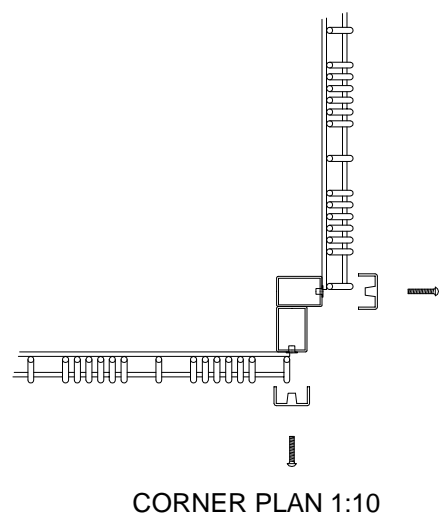
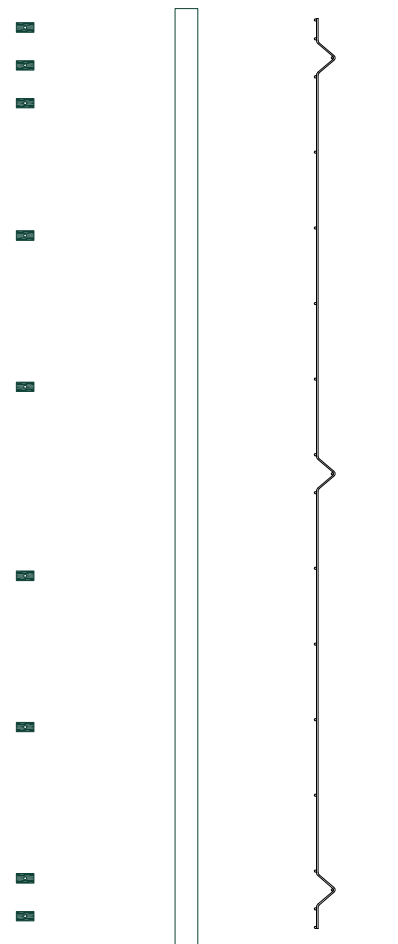

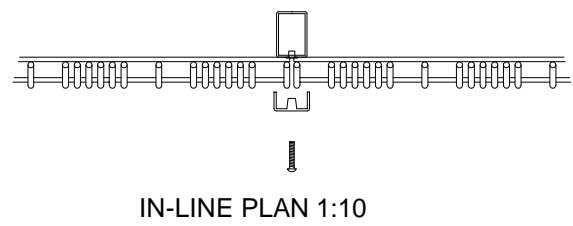


- POST PLAN
- ⌒ 47 x 25mm CLIP
- ⌒ M8 x 40mm PIN HEX SECURITY SCREW



Panels can be stepped as required. Where gradients exceed 1:16, it is recommended that taller panels are either part buried or additional posts are used.

| | | | | | | |
|-----------------------|----------------|-----------------------|--------------------------|------------|---|---|
| Fence type: MULTIPLUS | | Drawn By: B L-G | Approved By: | Drg:1 of 1 | Notes: Foundations shown are illustrative only. Contractor must prepare foundations in accordance with ground conditions. All dimensions shown are subject to manufacturing tolerances. Designs may change without notice. Copyright CLD Fencing Systems LLP 2015 | <p>Fencing Systems Unit 11, Springvale Business Centre, Millbuck Way, Sandbach CW11 3HY e-mail: sales@cl-d-fencing.com www.cl-d-fencing.com Tel: +44(0)1270 764751 Fax: +44(0)1270 757 503</p> |
| Rev: 1 | Date: 06/06/11 | Drawing No: Mul/04/11 | Scale: 1 : 10, 1:20 @ A3 | | | |