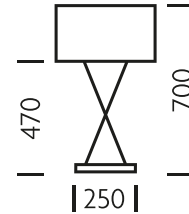




PRINT SPEC SHEET


## — CHELSOM —

**CROSSOVER****MATERIAL**

STEEL AND WOOD

**FINISH**POLISHED CHROME WITH  
CHOCOLATE WOOD BASES**FEATURES**CROSSOVER SECTIONS  
PASS ONE IN FRONT OF  
THE OTHER AND WOODEN  
BASES ARE MOUNTED ON  
PROTECTIVE CHROME  
PLINTHSCV/16/TL/C with optional  
shade QEL/18/HE
 LED 1x13.5W E27

 CFL 1x20W E27

 HAL 1x46W E27
**FOR MORE INFORMATION ABOUT THIS PRODUCT:**Email: [sales@chelsom.co.uk](mailto:sales@chelsom.co.uk)

Call: +44 (0)1253 831400

Chelsom Limited, Heritage House, Clifton Road, Blackpool, Lancashire FY4 4QA, United Kingdom

© 2014 Chelsom Lighting