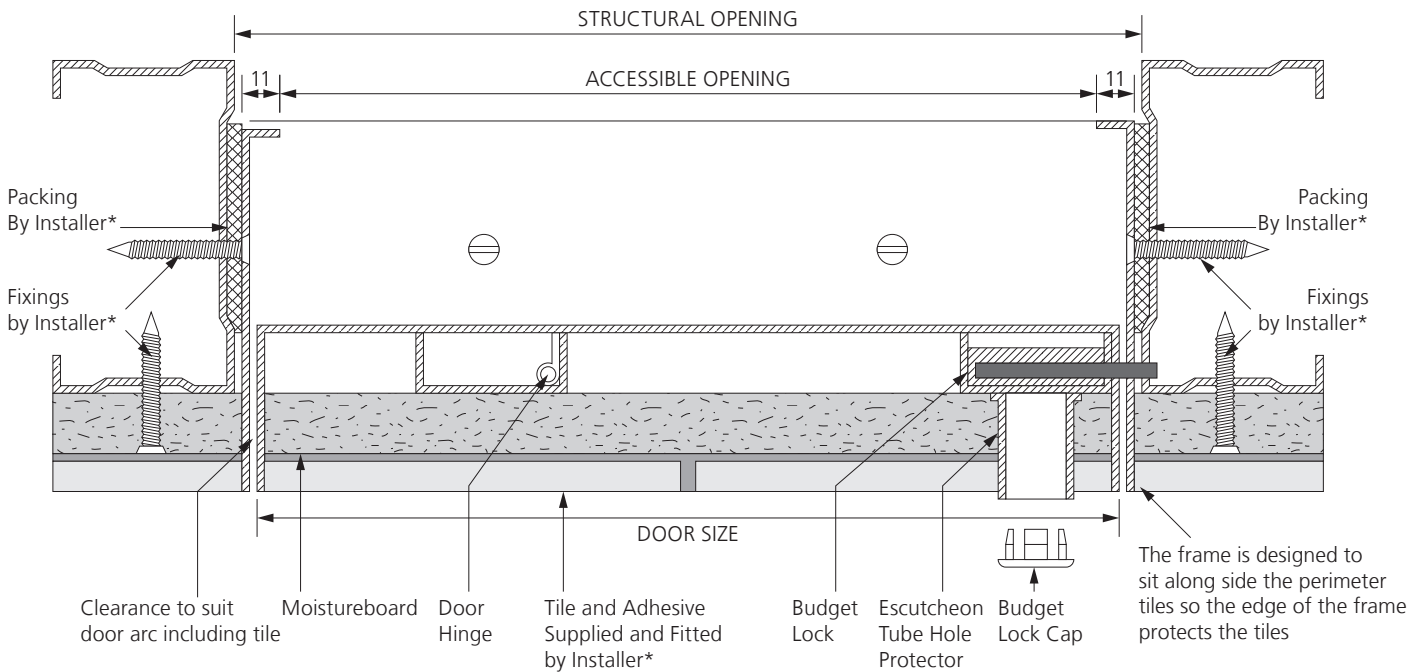


<b>Dimensions</b>	All dimensions in mm
<b>Scale</b>	NTS
<b>Tolerances</b>	Unless stated otherwise: General = 0.5 Holes Clr = 0.05 Holes = 0.05
<b>Product</b>	Chameleon Access Panel For Tiled Walls
<b>Ref. Code</b>	CTC/FL
<b>Category</b>	Chameleon
<b>Face</b>	Tiled
<b>Frame</b>	Flangeless
<b>Composition</b>	1mm Zintec
<b>Coating</b>	Full Polyester Powder
<b>Colour</b>	RAL9010 White (Standard)
<b>Lock</b>	Budget (Standard)



**DISCLAIMER** All recommendations and suggestions on the use of our products within this document are made in good faith and without guarantee since conditions of use are beyond the control of Ceildoor Products Limited. It is the installer's responsibility that our products are installed according to the ceiling or wall manufacturers recommendations. Information supplied in this document should be approved by the project authority before use to ensure it meets their specific requirements and is fit for its intended purpose. Ceildoor Products Limited cannot accept liability for any loss, damage or claims arising from faulty or defective installation or the improper use of our goods.

Please note Ceildoor Products Limited pursue a policy of continuous product development and reserves the right to amend specifications without prior notice.

© Copyright Ceildoor Products Limited



**DRAWING LEGEND**

-  Plaster Skim
-  Moistureboard

**PLEASE NOTE**

Components shown with an asterisk (\*) are suggestions only. Always refer to the installation guidance provided by your ceiling or wall manufacturer.

The structural ceiling or wall components used in this drawing are for illustrative purposes. Our access panels can be fitted into other suitable environments.